














 OIL AND GAS SOUTH CENTRAL KANSAS APRIL – JUNE 2018		
105 TOTAL JOB POSTINGS	Field Position	Administrative Positions
<u>Bachelor Degree or Above</u> (4 years or more) 42 JOBS 	<u>Chemist, Chemical Engineer, Petroleum Engineer, Civil Engineer, Construction Engineer, Geologist, Geophysical Data Technician, Geophysicist</u> 8 JOB POSTINGS  \$25.43 to \$90+ Hourly rate	<u>Accountant, Analyst, Energy Attorney, Human Resource Managers, Information Technology, Marketing Manager, Sales Executive, Supply Chain Manager</u> 34 JOB POSTINGS  \$18.84 to \$90+ Hourly rate
<u>Associate Degree</u> (2 years) 9 JOBS 	<u>Chemical Technician, Corrosion Technician, Mechanical Technician, Industrial Controls Technician, Inspector, Instrumentation Technician, Radiographer, Welder</u> 4 JOB POSTINGS  \$10.02 to \$48.82 Hourly rate	<u>Accounting Clerk, Contract Assistant, Payroll Clerk, Real Estate Agent, Safety Coordinator</u> 5 JOB POSTINGS  \$10.47 to \$23.11 Hourly rate
<u>Technical Certification, Certificate or Credential</u> (1-2 Years) 43 JOBS 	<u>CDL Driver, Production Technician Equipment Operator, Welding Technician</u> 34 JOB POSTINGS  \$9.64 to \$29.42 Hourly rate	<u>Sales Assistant, Real Estate Broker</u> 9 JOB POSTINGS  \$9.30 to \$52.17 Hourly rate
<u>High School/GED</u> 11 JOBS 	<u>Driver (non-CDL), Production Laborer, Production or Refinery Technician, Pump Operator, Radio Operator, Roustabout</u> 11 JOB POSTINGS  \$8.46 to \$37.11 Hourly rate	<u>Office Clerk, Receptionist</u> 0 JOB POSTINGS  \$8.60 to \$19.18 Hourly rate

Previous Quarter Comparison

-  Increase
-  Decrease
-  No change

2018 Q2 Summary

5,406 Total Jobs (all industries) from 428 Companies

1% decrease in jobs available compared to Q1 2018, 13% increase in companies hiring

105 Oil and Gas Industry Jobs from 13 Companies

No change in number of Oil and Gas Industry Jobs available compared to Q1 2018

18% decrease in number of Oil and Gas companies hiring compared to Q1 2018

Jobs postings found at www.kansasworks.com

Wage Data found at www.onetonline.org

Online comparison cost and earnings data from KS colleges and universities graduates at www.ksdegreestats.org

Additional Career Data at <https://www.kscareernav.gov>