



**Kansas Association of  
Workforce Boards**

# **Work Based Learning Initiative Update**

## **Partners:**

- **KAWB**
- **Kansas Department of Commerce**
- **Kansas Department of Education**



**Kansas Association of  
Workforce Boards**

# **Work Based Learning Initiative**

- **Year One Funding: 2020-2021: KSDE (Perkins)**
- **Year Two Funding: 2021-2022: KDC (WIOA)**
- **Year Three Funding: 2022-2023: State Budget**



**Kansas Association of  
Workforce Boards**

# 2021 – 2022 WBL Outcomes

**46,000**

**STUDENTS**

engaged in a Work Based  
Learning Experience

**516**

**EMPLOYERS**

engaged with districts in  
WBL activities.

**101**

**SCHOOLS**

participating  
across 28 districts



**Kansas Association of  
Workforce Boards**

# **2021 – 2022 School Year**

**8,861**

**Students in Career Preparation Experiences. (Internships, Clinical Rotations, Work Experiences, Youth Registered Apprenticeships, Employer Connected Projects, Entrepreneurship, and Service Learning).**

**9,169**

**Students engaged in Career Exploration Experiences. (Job Shadows, Mock Interviews, Career Mentoring, Field Trips, and Employer Tours).**

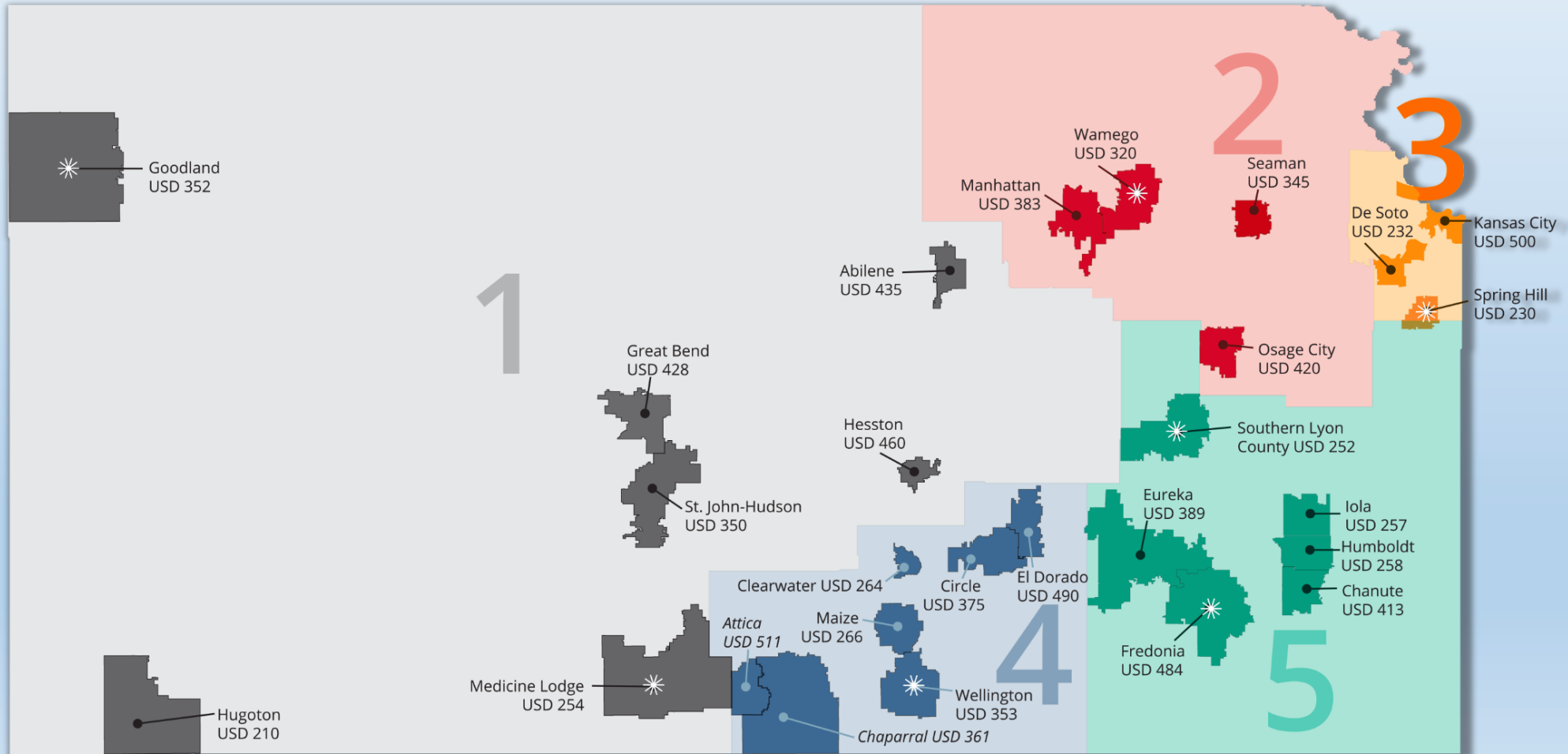
**28,022**

**Students engaged in Career Awareness Experiences. (Guest Speakers, Career Fairs, Virtual Events, Field Trips, and Employer Tours).**



**Kansas Association of  
Workforce Boards**

# WBL Pilot School Districts



*Attica USD 511 and Chaparral USD 361 are partnered.*



# 2022 – 2023 WBL Q1 Outcomes

**4,817**

**Students**

Engaged in a Work Based  
Learning Experience

**156**

**Employers**

Engaged with Districts in  
WBL activities

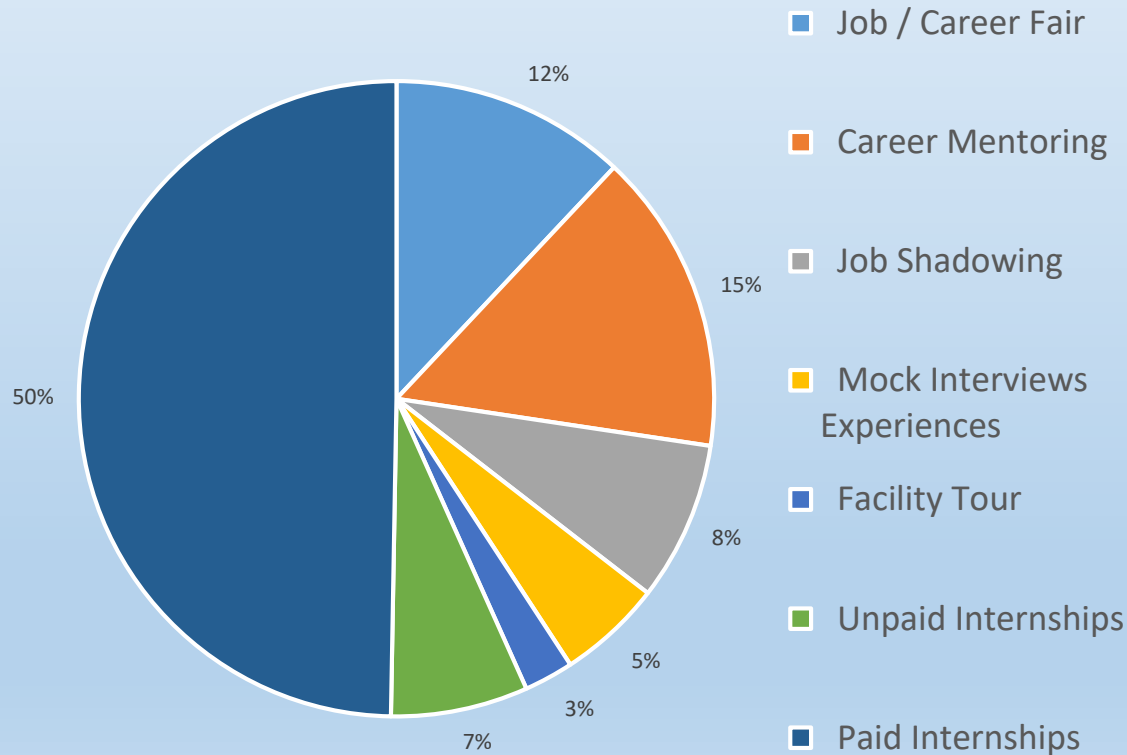
**32**

**Schools**

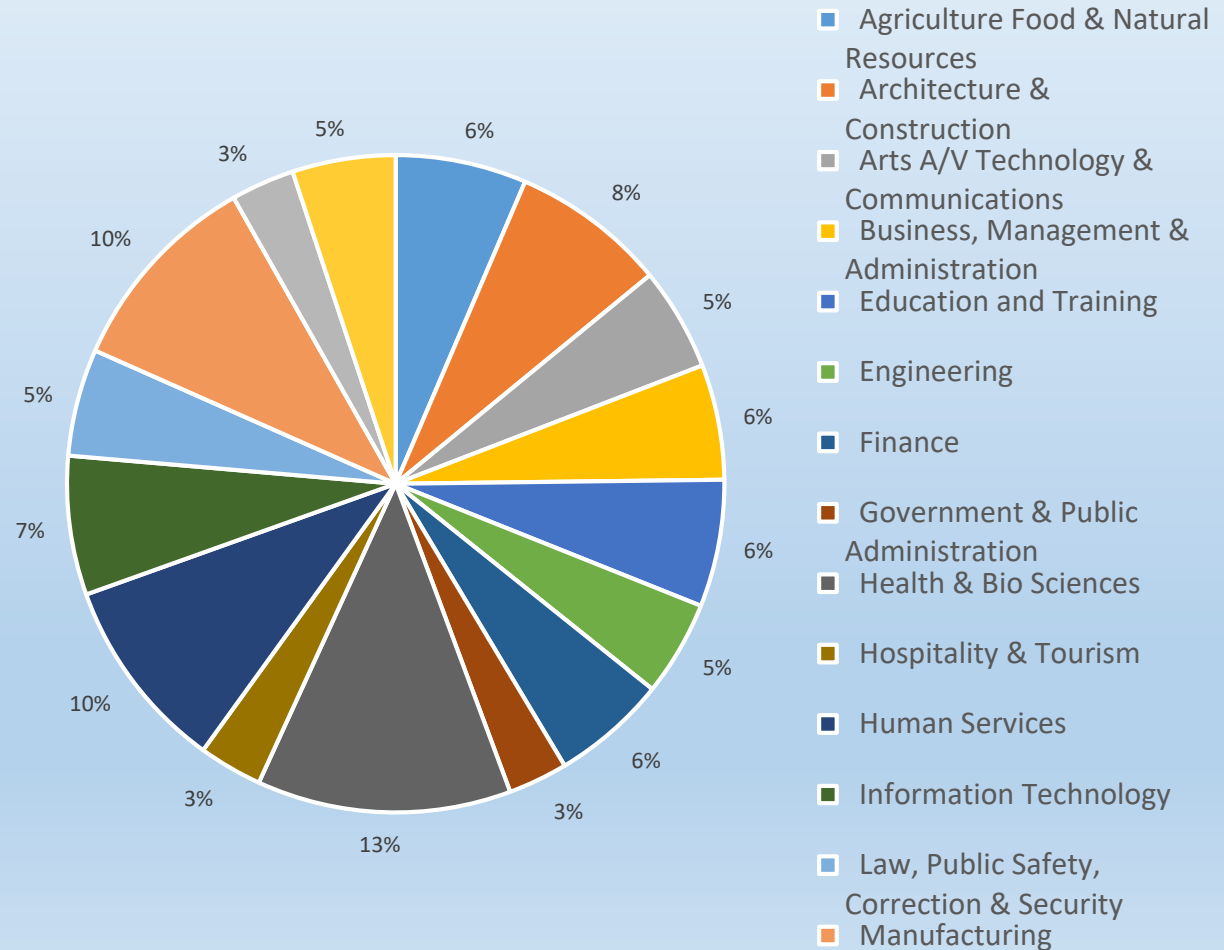
Participating across  
26 districts

# 2022 – 2023 WBL Q1 Outcomes

WBL Experience



Career Pathways Engaged



# 2022 YEP Outcomes

| Measure                                      | 2022 Actual                | 2022 Goals                 | 2021 Actual                |
|--|----------------------------|----------------------------|----------------------------|
| <b>Total Young Adults Served</b>             | 3,583                      | 3,500                      | 1918                       |
| <b>Workshop Participation</b>                | 913                        | 1,000                      | 136                        |
| <b>Badges Awarded</b>                        | 2,151                      | 1,500                      | 408                        |
| <b>ESC Certificates Earned</b>               | 717                        | 500                        | 136                        |
| <b>Total Employment</b>                      | 2,261                      | 1,250                      | 710                        |
| <b>Camp HYPE Participation</b>               | 92                         | 100                        | 55                         |
| <b>Employers Engaged</b>                     | 244                        | 250                        | 72                         |
| <b>Job Fairs</b>                             | 11                         | 10                         | 5                          |
| <b>Wages Paid</b>                            | \$5,426,400                | \$1,500,000                | \$1,929,600                |
| <b>Job Fair Attendance by Young Adults</b>   | 1,833                      | 750                        | 682                        |
| <b>Job Fair Attendance by Employers</b>      | 207                        | 150                        | 50                         |
| <b>Events (Outreach, Job Fair, Workshop)</b> | 42                         | 75                         | 6                          |
| <b>School Engaged</b>                        | 24 schools in 16 districts | 25 schools in 15 districts | 20 schools in 14 districts |
| <b>Counties Engaged</b>                      | 6                          | 6                          | 6                          |



# 2023 YEP Goals

| Measure                                      | 2023 Goals                    | 2022 Actual                   | 2021 Actual                   |
|--|-------------------------------|-------------------------------|-------------------------------|
| <b>Total Young Adults Served</b>             | 3,800                         | 3,583                         | 1918                          |
| <b>Workshop Participation</b>                | 1,000                         | 913                           | 136                           |
| <b>Badges Awarded</b>                        | 2,000                         | 2,151                         | 408                           |
| <b>ESC Certificates Earned</b>               | 750                           | 717                           | 136                           |
| <b>Total Employment</b>                      | 2,300                         | 2,261                         | 710                           |
| <b>Camp HYPE Participation</b>               | 100                           | 92                            | 55                            |
| <b>Employers Engaged</b>                     | 250                           | 244                           | 72                            |
| <b>Job Fairs</b>                             | 10                            | 11                            | 5                             |
| <b>Wages Paid</b>                            | \$5,500,000                   | \$5,426,400                   | \$1,929,600                   |
| <b>Job Fair Attendance by Young Adults</b>   | 2,000                         | 1,833                         | 682                           |
| <b>Job Fair Attendance by Employers</b>      | 225                           | 207                           | 50                            |
| <b>Events (Outreach, Job Fair, Workshop)</b> | 50                            | 42                            | 6                             |
| <b>School Engaged</b>                        | 24 schools<br>in 16 districts | 24 schools<br>in 16 districts | 20 schools<br>in 14 districts |
| <b>Counties Engaged</b>                      | 6                             | 6                             | 6                             |