



# WIOA MONITORING SUMMARY REPORT

---

## LWDA IV FINANCIAL AND ADMINISTRATIVE OPERATIONS REVIEW

---

June 2023

---

REPORT #23-04-01

# WIOA MONITORING SUMMARY REPORT

## LWDA IV FINANCIAL AND ADMINISTRATIVE OPERATIONS REVIEW

### TABLE OF CONTENTS

EXECUTIVE SUMMARY .....	i
Findings and Corrective Actions .....	i
Areas of Concern and Recommendations .....	iii
Best Practices and Program Highlights .....	iv
REVIEW SCOPE.....	v
BACKGROUND .....	vi
REVIEW .....	1
Regional Planning.....	1
Local Planning.....	4
Local Organization .....	5
Local Performance Reports .....	9
Local Grant Management & Oversight .....	11
Financial Management System.....	17
Exit Conference .....	19
APPENDIX.....	21
Attachment A.....	21
Attachment B .....	22
Attachment C .....	23

---

# WIOA MONITORING SUMMARY REPORT

## LWDA IV FINANCIAL AND ADMINISTRATIVE OPERATIONS REVIEW

---

### *EXECUTIVE SUMMARY*

---

The Kansas Department of Commerce Regulatory Compliance Unit (CRC) reviewed LWDA IV for compliance with Workforce Innovation and Opportunity Act (WIOA) and other applicable rules and regulations on program service provision, adherence to uniform administrative and audit requirements, and compliance with non-discrimination and equal opportunity requirements. CRC conducted this monitoring review utilizing information provided by Workforce Alliance of South-Central Kansas, Inc. (WA Inc.) on behalf of Kansas Local Workforce Development Area IV (LWDA IV). CRC identified the following six findings, four areas of concern, and one best practice. The first four findings were identified in the United States Department of Labor (USDOL) Enhanced Desk Monitoring Review conducted in August 2020 and remain unresolved at the federal level.

### FINDINGS AND CORRECTIVE ACTIONS

**CRC Finding #1 – Comprehensive American Job Center (AJC) Certification:** LWDA IV has operated since 2021 without State recognition of a certified comprehensive AJC and since 2017 without local certification reviews of affiliate AJCs. CRC learned that State recognition of comprehensive AJC certification is pending resolution of USDOL’s finding regarding MOUs.

WIOA requires the One-Stop Delivery System to include at least one comprehensive physical AJC in each local area, where job seekers and employer customers can access the programs, services, and activities of all required local One-Stop partners. WIOA additionally allows LWDBs to operate affiliate sites, to supplement and enhance customer access to AJC services, which make one or more partner programs, services, and activities available to job seekers and employers. TEGL 16-16 states that LWDBs must follow procedures and criteria established by the State Workforce Development Board and certify its American Job Centers at least once every three years; this includes comprehensive, as well as affiliate American Job Centers. Affiliated AJC sites must be physically and programmatically accessible to individuals with disabilities, as required by WIOA Section 188. The frequency of program staff’s physical presence in an affiliated site will be determined through partner MOU negotiations and incorporated into the MOU.

**Corrective Action:** Upon local finalization and adoption of WIOA One-Stop Delivery System Partner MOUs, LWDA IV must take actions to certify the effectiveness of its WIOA AJCs in meeting the requirements established in TEGL 16-16, including the physical and programmatic accessibility of its WIOA-funded locations and programs.

**CRC Finding #2 – Memorandums of Understanding (MOU):** LWDA IV MOUs with partners providing services through the One Stop Delivery System do not have infrastructure cost, other system costs and cost allocation methodologies for affiliated American Job Centers (AJC). Local Areas are required to comply with WIOA section 121(h)(1)(B)(i) and 121(h)(2)(C) and State Board Policy 05-20-00 when creating MOUs with partnering agencies within the One Stop Delivery System. WIOA requires one-stop partners to contribute funding to establish and maintain the one stop system based on each partner’s proportionate use of the system and relative benefits received consistent with Uniform Guidance (2 CFR Part 200).

# WIOA MONITORING SUMMARY REPORT

## LWDA IV FINANCIAL AND ADMINISTRATIVE OPERATIONS REVIEW

**Corrective Action:** LWDA IV has taken actions towards resolving this finding and efforts are in-progress towards WIOA One-Stop Delivery System Partner MOU revision and adoption by July 1, 2023.

**CRC Finding #3 – One Entity Performing Multiple Roles in the Absence of Required Agreements:** LWDA IV has not received Governor approval regarding establishment of the local WIOA structure. In Area IV, the executed CEOB & LWDB Joint Agreement establishes role of the LWDB, Fiscal Agent, Administrative entity, and a Direct Provider of Services to be performed by Workforce Alliance Inc. (WA Inc.). Federal Regulations 20 CFR 679.410 410 states that when a single entity operates in more than one of the following roles: Local Fiscal Agent, LWDB Staff, One-Stop Operator, or Direct Provider of Services (Career, Training, or Youth), WIOA requires a written agreement among the CEOB, LWDB, and Governor approving the structure.

**Corrective Action:** Should the LWDB desire to continue to serve multiple, elective WIOA roles, the LWDB must obtain Governor approval and further develop internal control and oversight requirements. LWDA IV administrators reported efforts are in-progress towards achieving Governor approval of the LWDA IV local WIOA structure.

**CRC Finding #4 – LWDB Monitoring and Oversight:** LWDA IV contracted external monitoring reports primarily focused on programmatic aspects such as participant file review for WIOA Adult and Dislocated Worker client services and do not include monitoring activities to ensure compliance with the entirety of the Uniform Guidance requirements at 2 CFR Part 200.328(a).

**Corrective Action:** The LWDB must expand the scope of the contracted monitoring to reflect the required monitoring of its multiple WIOA roles (LWDB Staff, Fiscal Agent, WIOA Program Operator, etc.) and the scope of the monitoring requirements imposed on subrecipients under Uniform Guidance at 2 CFR Part 200.328(a).

**CRC Finding #5 – Subrecipient and Contractor Determination:** The LWDB’s legally binding contract with the selected One Stop Operator (OSO) misidentifies Eckerd Connects as a contractor instead of a statutorily required federal grant subrecipient. Federal regulations at 2 CFR 200.331(a) define subrecipients as, “A subaward for the purpose of carrying out a portion of a Federal Award and creates a federal assistance relationship with the subrecipient.” Additionally, TEGL 15-16(8) states that entities selected and serving as OSOs are subrecipients of a federal award and are required to follow Uniform Guidance at 2 CFR Part 200, including the contractual provisions in 2 CFR 200.332.

**Corrective Action:** The LWDB must revise the OSO Agreement to properly identify Eckerd Connects as a subrecipient in receipt of a federal grant subaward, subject to Uniform Guidance (UG) requirements, and to include all required information of a subrecipient agreement.

**CRC Finding #6 – Subrecipient Audit Resolution Policies and Procedures:** During the review, CRC was not provided with any documentation showing how the LWDB carries out its subrecipient management duties related to audit requirements for any subrecipients. Additionally, CRC noted no local policy or procedures have been developed to guide staff on requirements regarding subrecipient management and oversight.

# WIOA MONITORING SUMMARY REPORT

## LWDA IV FINANCIAL AND ADMINISTRATIVE OPERATIONS REVIEW

Federal regulations at 2 CFR Part 200.501 state that as part of managing a subrecipient, the LWDB is responsible for ensuring subrecipients expending \$750,000 or more in Federal awards within a fiscal year complete the independent audit requirements, follow up with corrective actions on audit findings, and have debt collection procedures in place in case a subrecipient is unable to resolve a questioned cost.

**Corrective Action:** The LWDB must establish subrecipient management responsibilities within its internal control environment. This may be accomplished by establishing subrecipient management policies and procedures, identifying who is responsible for carrying out this oversight requirement, and retaining documentation of these processes and procedures.

### AREAS OF CONCERN AND RECOMMENDATIONS

**CRC Area of Concern #1 – Chief Elected Officials (CEO) Agreement Documentation:** LWDA IV CEO Agreements do not all indicate local governing body review and agreeance to the agreement and a representative, nor do they identify an individual appointment to represent on the CEOB. Additionally, the CEO Agreement with the City of Wichita member does not contain a signature for all parties to the agreement.

**CRC Recommendation:** As necessary, LWDA IV should consider obtaining and including relevant county commission public meeting minutes to clearly document official agreement of units of general local government to the CEO Agreement and the body’s representative appointment(s) to the CEOB. These official records can serve as the required addendum to record the required elements within the CEO Agreements. Finally, LWDA IV staff should ensure all CEO Agreement signatures are obtained to fully execute the agreements.

**CRC Area of Concern #2 – WIOA Youth Program Requirements:** LWDA IV performance reports show the LWDB has not met the 20% WIOA Youth work experience minimum expenditure rate requirement over several program years.

**CRC Recommendation:** As the COVID-19 pandemic work restrictions have eased, the Chief Elected Officials Board and LWDB should revise WIOA Youth Program goals and develop an action plan detailing steps towards achieving minimum expenditure requirements. LWDA IV administration reported that the local area is on track to meet the expenditure requirement for the current program year.

**CRC Area of Concern #3 – Local Monitoring Policies:** Local monitoring policy documents are outdated and do not accurately reflect current monitoring activities and data element collection. Local policy and procedures state all local monitoring is carried out against the elective M-Files management information system (MIS), but the LWDB is required to collect and submit accurate information through the KANSASWORKS MIS. Local monitoring procedures address MIS content review, but don’t reflect additional utilization requirements dual case management systems.

**CRC Recommendation:** LWDA IV should consider revising local monitoring policy to identify all utilized MIS systems as well as which funding streams utilize each system. Additionally, monitoring procedures should be carried out against the MIS required for outcome reporting.

# WIOA MONITORING SUMMARY REPORT

## LWDA IV FINANCIAL AND ADMINISTRATIVE OPERATIONS REVIEW

Finally, the LWDB should consider expanding the scope of its data validation review to include records for which entries exist in both MIS systems, as well as those which potentially could be missing in the required MIS.

**CRC Area of Concern #4 – Documentation of Fiscal Policy & Procedures:** LWDA IV utilizes M-Files as part of its financial management system, however local financial management system policy does not identify M-Files as part of this system. Additionally, procedural guidance for utilization of M-files has not been developed. Minimum standards for financial management systems require development of written policies and procedures in sufficient detail to permit a person generally knowledgeable of the organization’s programs and financial management systems to obtain a comprehensive understanding of the entity’s financial operations.

**CRC Recommendation:** LWDA IV should update its fiscal management system policy to identify M-Files as the primary component of its fiscal management system and develop written fiscal procedures to document consistent administrative handling of grant funds in greater detail.

### BEST PRACTICES AND PROGRAM HIGHLIGHTS

- LWDA IV has effectively collaborated with regional stakeholders, resulting in a highly developed and exemplary regional plan.

# WIOA MONITORING SUMMARY REPORT

## LWDA IV FINANCIAL AND ADMINISTRATIVE OPERATIONS REVIEW

---

### *REVIEW SCOPE*

---

The Kansas Department of Commerce (Commerce), the Governor’s designated Workforce Innovation & Opportunity Act (WIOA) grant funds recipient, is responsible for monitoring all Local Workforce Development Areas (LWDAs) for compliance with WIOA rules and regulations on program service provision, adherence to uniform administrative and audit requirements, and compliance with non-discrimination and equal opportunity requirements.

The Commerce Regulatory Compliance Unit (CRC) fulfills this monitoring requirement through periodic program and administrative/fiscal reviews. Reviews may include any or all program administrative components. Monitoring results are documented in a report, disseminated for response, and referenced during corrective action proceedings, if necessary. CRC monitors use several reference documents to prepare for desk and onsite reviews and are available to answer questions during review activities. Utilized reference documents include, but are not limited to:

- Workforce Innovation & Opportunity Act, including Final Rules & Regulations
- Office of Management and Budget Uniform Guidance and Related Guidance Documents
- Training and Employment Guidance Letters and Training and Employment Notices
- Selected Federal and State Monitoring Guides
- Kansas WIOA Combined State Plan
- **KANSASWORKS** State Board WIOA Policies and Procedures
- **KANSASWORKS** State Board Quarterly Performance Reports
- Regional and Local Plans
- LWDA Policies and Procedures Manuals
- Local Agreements
- Fiscal Agent & Paymaster documents
- Sub-Recipient’s Submitted Monthly and Final Fiscal and Performance Reports
- Previous Monitoring Reports Issued by the USDOL, CRC, local area, and other independent entities

The United States Department of Labor (USDOL) published five sets of WIOA Final Rules in the Federal Register on August 19, 2016, at 81 FR 55791; these includes Joint (USDOL & United States Department of Education) as well as USDOL-Only provisions. WIOA Final Rules and Regulations took effect on October 18, 2016, and provide program implementation direction. The USDOL has published sub-regulatory guidance through Training and Employment Guidance Letters (TEGLs), developed a platform for peer-to-peer learning and teaching communities (WorkforceGPS), and developed web-based technical assistance resources (ION); all available at [www.doleta.gov/WIOA/](http://www.doleta.gov/WIOA/).

In relation to grant administration and management, WIOA is guided by the federal Office of Management and Budget (OMB), which issued the first consolidation of federal grant management requirements since they were first issued as circulars in the 1980s. The OMB issued a Final Rule titled Uniform Administrative Requirements, Cost Principles, and Audit Requirements for Federal Awards (Uniform Guidance) which became effective on December 19, 2014. This is codified at 2 CFR Part 200 and USDOL exceptions can be found at 2 CFR Part 2900. For more information, go to: [www.doleta.gov/grants/pdf/quick\\_reference\\_sheet.pdf](http://www.doleta.gov/grants/pdf/quick_reference_sheet.pdf).

# WIOA MONITORING SUMMARY REPORT

## LWDA IV FINANCIAL AND ADMINISTRATIVE OPERATIONS REVIEW

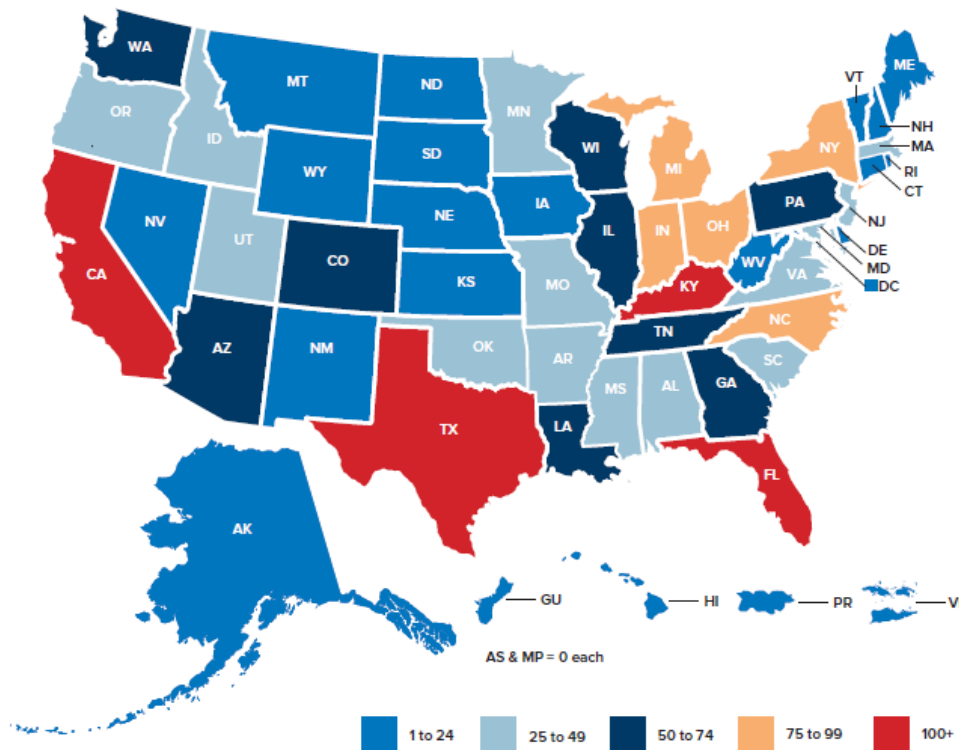
### BACKGROUND

The United States Congress enacted the Workforce Innovation and Opportunity Act (WIOA) of 2014, which was signed into law on July 22, 2014, to reform federal job training programs and strengthen the public workforce investment system. WIOA took effect July 1, 2015, the first full program year after enactment, repealing and replacing the Workforce Investment Act of 1998.

WIOA is designed to help job seekers access employment, education, training, and support services to succeed in the labor market; and to match employers with the skilled workers they need to compete in the global economy. WIOA coordinates core programs of federal investment in skill development:

- Employment and training services for adults, dislocated workers, and youth, and Wagner-Peyser employment services administered by USDOL through formula grants to states
- Adult education and literacy programs, and Vocational Rehabilitation state grant programs which assist individuals with disabilities in obtaining employment administered by the Department of Education (USDE)
- Programs for specific vulnerable populations, including: Job Corps, YouthBuild, Indian and Native American, Migrant and Seasonal Farmworker (MSFW) programs, and other evaluation and multistate projects administered by the USDOL.

WIOA is the catalyst establishing nearly 2,400 physical locations (see following infographic<sup>1</sup>) and online resources of the nation-wide and public American Job Center (AJC) network.



<sup>1</sup> See WorkforceGPS AJC Infographic at [www.doleta.gov/performance/results/pdf/WagnerPeyserPY2015.pdf](http://www.doleta.gov/performance/results/pdf/WagnerPeyserPY2015.pdf)

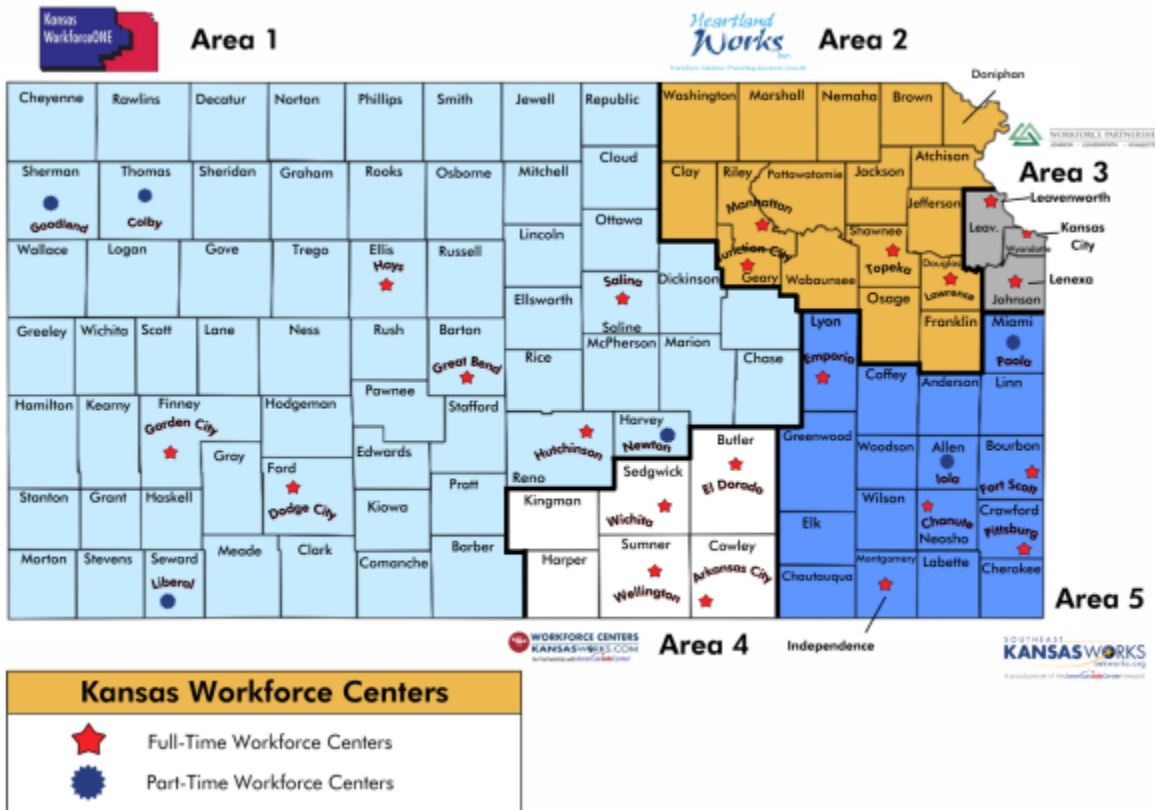


# WIOA MONITORING SUMMARY REPORT

## LWDA IV FINANCIAL AND ADMINISTRATIVE OPERATIONS REVIEW

The AJC network offers universal access to a full range of workforce development services in one location. WIOA participants receive work opportunities, receive industry-recognized credentials, and obtain personalized career services. Services include job training, resume help, and job search assistance. Military veterans laid off workers, older workers, youth, and people with disabilities are some of the communities served. During WIOA program year 2015, more than 13 million people – roughly 1 out of every 12.5 people in the U.S. labor force – received services through the American Job Center network public workforce system.

The United States Department of Labor (USDOL) provides AJC funding through State Workforce Development Boards; the State(s) then allocates to respective LWDBs. WIOA allows the Governor of each state to designate Local Workforce Development Areas (LWDAs) within respective states. Each LWDA is overseen by Chief Elected Officials (CEOs) who appoint Local Workforce Development Board (LWDB) members to manage and set policy for the LWDA's portion of the statewide public workforce system. AJCs are operated by community colleges, local Employment Service offices, community-based organizations, and government agencies. Management of the AJCs is the shared responsibility of States, LWDBs, CEOs, the six WIOA core program partners, required one-stop partners, and other additional one-stop partners, AJC operators, and service providers. See the below image for identification of Kansas LWDAs.



WIOA further requires LWDBs and their CEOs to collaborate through participation in a regional public workforce planning process and development of a regional plan. Regional plans must include collection and analysis results of regional labor market data; incorporate local plans for

# WIOA MONITORING SUMMARY REPORT

## LWDA IV FINANCIAL AND ADMINISTRATIVE OPERATIONS REVIEW

each Kansas local area; detail service delivery strategies for every county in a sub-region; develop and implement sector initiatives for in-demand industry or occupation sectors; coordinate administrative, supportive, and other service cost arrangements, and be Governor-approved.

In March 2020, Kansas Governor Laura Kelly declared a state of emergency due to the COVID-19 global pandemic. Various public health protocols were implemented, such as social distancing practices and gathering size restrictions, and education facilities closed for the remainder of the school year. The Governor issued several state-wide executive orders, including stay-at-home, identification of essential activities and essential functions, requirements for increased safety protocols, and other efforts to slow the spread of the novel virus. Some Kansans were required to quarantine, while others were recommended to self-isolate for a period of up to 14 days due to exposure or potential exposure to the virus. Due to COVID-19 precautions, in March 2020, **KANSASWORKS** American Job Centers (AJCs) physically closed to the public and employees entered telework status, offering virtual services in lieu of in-person services. AJC staff continued to provide customer services through a 1-800 phone number, through a [www.kansasworks.com](http://www.kansasworks.com) weekday Live Chat feature, and through the **KANSASWORKS** mobile application. Additionally, **KANSASWORKS** social media pages were continuously updated with information and essential job openings.

During calendar year 2020 and first quarter of 2021, Kansas unemployment numbers surged. Many businesses temporarily or permanently closed, resulting in employment furloughs and layoffs. The pandemic forced households, school districts, and employers to be flexible, as adaptations were made in the delivery of education. The spread of COVID-19 resulted in public school districts offering an emergency remote, virtual style of education for most of the 2020-2021 school year. Some parents in the workforce were tasked with facilitating online virtual learning for their school-aged children, while simultaneously working remotely from home.

Kansas AJCs implemented a phased reopening in May and June 2021. At the time of CRC's review, all LWDA IV AJC locations had reopened to the public, with enhanced health and safety protocols in place.

At the time of CRC's review, the Kansas workforce has rebounded from the COVID-19 pandemic. A **KANSASWORKS** State Board's meeting packet<sup>2</sup> reported the following informational graphic (next page) which depicts how COVID-19 affected the state and federal unemployment rates as well as shows recovery. Kansas Department of Labor Secretary Amber Schultz issued a January 2022 Kansas Labor Market Report<sup>3</sup> stating the Kansas unemployment rate was back to pre-pandemic levels at 2.6%, which has remained consistent with the state's present rate.

Kansas had experienced a steady decline in its labor force from 2009 through 2018, but despite the COVID-19 pandemic, saw a labor force participation rate gain during 2019. From 2019 to 2020, 51 of Kansas' counties saw an increase in their labor force; 51 incurred a loss, and 3 remained unchanged from 2019. Notably, Sedgwick County added far more people than any other county, increasing their labor force by 4,029 or 1.6%. Only two other counties added more than

---

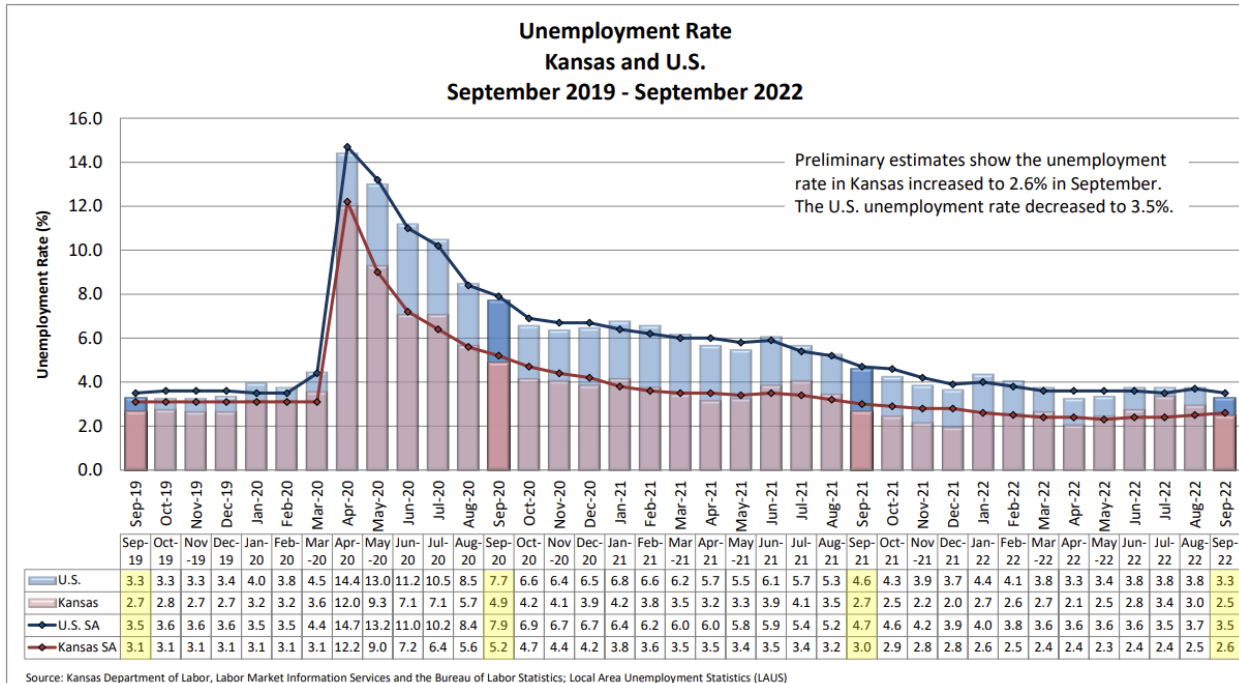
<sup>2</sup> See **KANSASWORKS** State Board 11/2/22 meeting packet.

<sup>3</sup> See [January 2022 Labor Market Report](#) issued by Kansas Department of Labor on March 11, 2022.

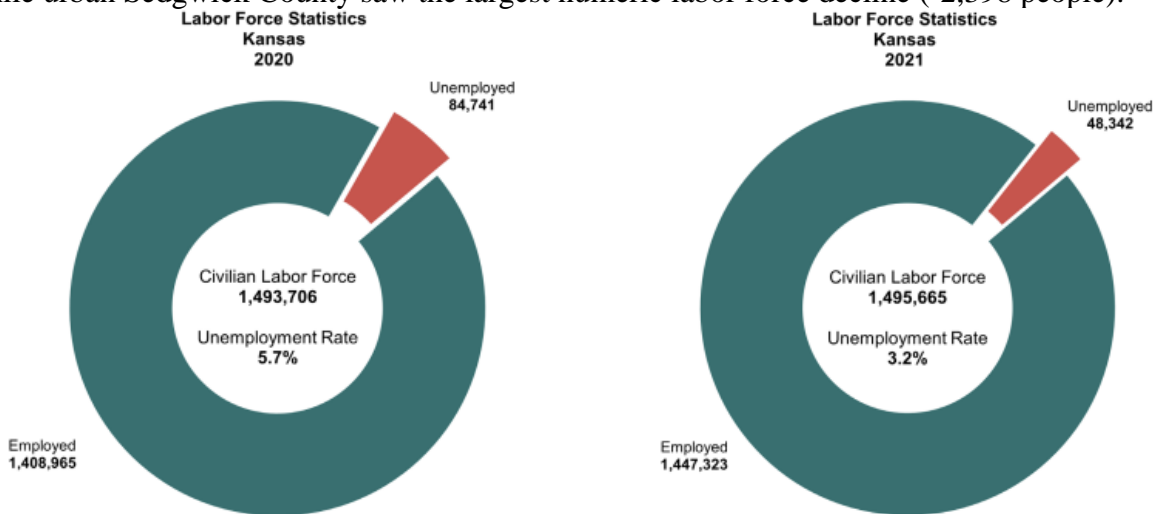
# WIOA MONITORING SUMMARY REPORT

## LWDA IV FINANCIAL AND ADMINISTRATIVE OPERATIONS REVIEW

1,000 people to their labor force, while two others both saw losses of over 1,000. Kansas was able to maintain a labor force participation rate of 67%, which is well above the national rate of 61.7%<sup>4</sup>.



More recently, from 2020 to 2021 Kansans have continued to enter the labor force; 50 Kansas counties saw an increase in labor force participation, 6 counties remained unchanged, and 49 counties saw a decrease. Rural Anderson County (LWDA V) had the largest labor force percent increase (8.7%), while urban Johnson County (LWDA III) had the highest numeric increase (2,468 people)<sup>5</sup>. Rural Wichita County (LWDA I) saw the largest percent decrease in labor force (-5.1%), while urban Sedgwick County saw the largest numeric labor force decline (-2,398 people).



Source: KDOL Labor Market Information Services and the Bureau of Labor Statistics; Local Area Unemployment Statistics

<sup>4</sup> See [2021 Kansas Economic Report](#) issued by Kansas Department of Labor, last viewed 1/11/23.

<sup>5</sup> See [2022 Kansas Economic Report](#) issued by Kansas Department of Labor, last viewed 1/11/23.

# WIOA MONITORING SUMMARY REPORT

## LWDA IV FINANCIAL AND ADMINISTRATIVE OPERATIONS REVIEW

---

### REVIEW

---

### REGIONAL PLANNING

#### ***CRC Observation(s):***

WIOA supports the development of strong regional economies and WIOA Final Rules provide the operational framework to align public workforce system services with the needs of regional economies and local employers. This is achieved through WIOA's regional and local planning requirements, through which LWDBs identify strategic data-driven goals for preparing an educated and skilled workforce and to identify successful strategies for aligning workforce development programs to support economic growth. LWDBs use up-to-date labor market information, program evaluations, and relevant data to inform customers as they are considering program options and drive strategic decision making for program operators. WIOA programs increase access to job-driven training delivered along career pathways, and accompanied by career counseling, supportive services, and needs-related payments.

To facilitate regional workforce development planning, Kansas is divided into two planning regions. Planning Region II includes 85:105 Kansas counties and is comprised of LWDA's I, IV, and V. Each LWDB within this planning region has participated in the development of both regional and local plans<sup>6</sup>, which outline the individual and collective in-demand industry sectors and occupations evidenced by the economic and workforce data provided.

Each year the Kansas Department of Labor compiles listings of high demand occupations for the state and each local area. These listings combine the number of projected job openings with the number of current job openings to rank all occupations by demand from Kansas employers. Occupations are ranked by the number of job openings at the current time (via online job postings from **KANSASWORKS**), in the next two years (short-term projections), and in the next ten years (long-term projections). The high demand occupation list is weighted more heavily on projection data than current openings<sup>7</sup>. See Appendix Attachment B of this report for a statewide, regional, and local comparison chart of 2022 Top 25 High-Demand Occupations.

#### **SECTOR INITIATIVES & SERVICE STRATEGIES**

To coordinate regional workforce development efforts, Planning Region II had identified key cross-cutting sectors and coordinates the sharing of information amongst Sector Partnership Groups to meet the needs of both local and regional employers. The planning region has determined the following as in-demand industry sectors or occupations for the planning region:

- Advanced Manufacturing
- Advanced Materials
- Aerospace
- Agriculture
- Data Services & Information Technology
- Healthcare
- Oil & Gas
- Transportation & Logistics

The local areas in Planning Region II continue to work collaboratively to develop and implement regional service strategies and collaborate on regional projects.

---

<sup>6</sup> See Kansas Workforce Development Region II Plan 2020-2024 (LWDAs I, IV, V) approved by Commerce 7/23/21.

<sup>7</sup> See [Kansas Labor Information Center \(KLIC\) - High Demand Occupations \(ks.gov\)](#) last viewed 1/11/23.

# WIOA MONITORING SUMMARY REPORT

## LWDA IV FINANCIAL AND ADMINISTRATIVE OPERATIONS REVIEW

The regional and local plans identify strategies for WIOA service integration and cooperative service delivery to connect jobseekers with employers within the planning region<sup>8</sup>. Regional service strategies include:

- Focusing on serving the unemployed, underemployed, and youth customers
- Providing high-performing workforce solutions for businesses

### IN-DEMAND SKILLS

The Region II Plan identifies top ten workforce participant skills based on O\*NET's calculation of total annual job openings and a job's average annual growth rate.

Long-Term Occupational Projections by O*NET Skills			
Top 10 Skills by Annual Total Openings		Top 10 Skills by Average Annual Growth	
Critical Thinking	70,295	Systems Evaluation	0.7%
Active Listening	68,997	Programming	0.6%
Speaking	66,622	Learning Strategies	0.6%
Monitoring	62,268	Science	0.5%
Reading Comprehension	55,809	Active Learning	0.5%
Coordination	55,559	Installation	0.5%
Social Perceptiveness	51,862	Systems Analysis	0.5%
Service Orientation	42,298	Instructing	0.5%
Time Management	33,649	Operations Analysis	0.5%
Judgement & Decision Making	28,637	Management of Financial Resources	0.4%

### CAREER PATHWAYS

Kansas has developed career pathways that address the need for high skill, high wage, and high demand careers. Currently, the Kansas Department of Education has approved 16 career clusters and 35 individual career pathways. Approved career pathway clusters consider high-demand, high-skill, and high-wage occupations and align with the skill needs of industries within the region. Career pathways provide a sequence of education and training that gives a clear line-of-sight to an industry recognized credential and career. They support a combination of high-quality education, training, and career services for jobseekers and prepare participants to get, keep, and advance in their selected career path. Career pathways are supported by local AJCs.

WIOA requires career pathways to meet the workforce needs of the region or state, offer participants the opportunity to earn at least one recognized post-secondary credential, provide contextual education concurrently with workforce preparation and training, and include counseling to support participants in achieving their education and career goals. Training must be tied to the types of job opportunities prevalent in the local area and should be designed to develop skills that are in demand in the region.

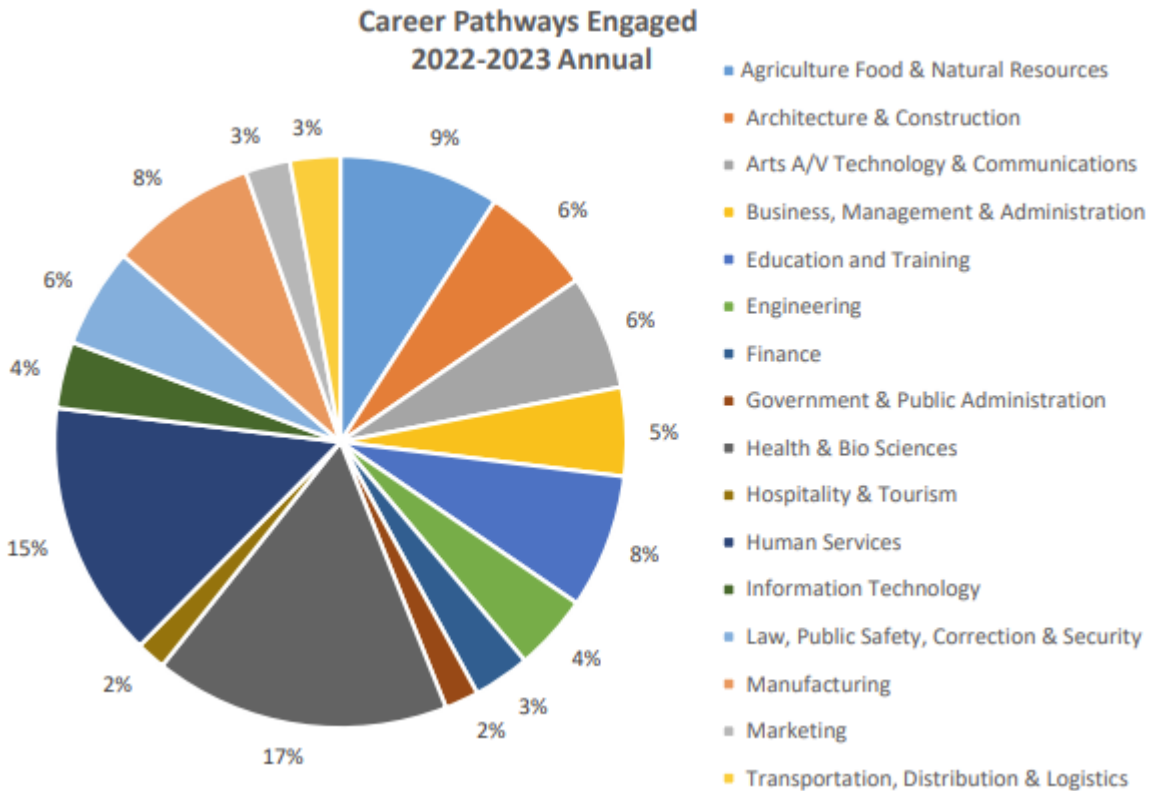
**Best Practice:** LWDA IV has effectively collaborated with regional stakeholders, resulting in a highly developed and exemplary regional plan.

---

<sup>8</sup> See Kansas Workforce Development Region II Plan (2020-2024).

# WIOA MONITORING SUMMARY REPORT

## LWDA IV FINANCIAL AND ADMINISTRATIVE OPERATIONS REVIEW



In alignment with the regional plan, Planning Region II convened K-12 education institutions, vocational trainers, community colleges, and universities to develop career pathways. Both occupation-based pathways and formal training program-based pathways, listed according to local area or by county are publicly available at [kscareernav.gov](http://kscareernav.gov). The above pie chart displays LWDA IV career pathways engaged to-date and was reported in the LWDB January 25, 2023, meeting minutes.

In agreeance with Planning Region II and LWDA IV’s identified high demand and high wage occupations (see Appendix Attachment B), the LWDB has locally prioritized career pathways to include:

- Information Technology Systems & Support
- Healthcare
- Transportation & Logistics
- Advanced Manufacturing & Materials
- Energy

The LWDB produces quarterly sector-based career pathways maps to capture real time job demand in the regional economy (see Appendix Attachment C). These maps are updated quarterly, according to job postings found at [kansasworks.com](http://kansasworks.com), wage data found on [onetonline.org](http://onetonline.org), and comparisons of cost and earnings data from KS colleges and university graduates at [ksdegreestats.org](http://ksdegreestats.org). Updated quarterly listings allow job seekers, students, and parents to explore educational requirements and career opportunities in prevalent industry clusters within the region. The LWDB additionally performs analysis of total job postings and companies hiring.

# WIOA MONITORING SUMMARY REPORT

## LWDA IV FINANCIAL AND ADMINISTRATIVE OPERATIONS REVIEW

### LOCAL PLANNING

#### ***CRC Observation(s):***

Kansas is divided into five local areas for purposes of workforce development, as designated by the Governor under the Workforce Innovation and Opportunity Act (WIOA) grant. This designation took into consideration labor market areas and established the geographic areas to be served under funds allotted to and within Kansas. LWDA IV is 6-county area located in southcentral Kansas and includes: Butler, Cowley, Harper, Kingman, Sedgwick, and Sumner counties. US Census Bureau estimates relay that LWDA IV comprises about 22.5% of the Kansas population. CRC reviewed [www.ksworksstateboard.org](http://www.ksworksstateboard.org), which listed the below economic information specific to LWDA IV.<sup>9</sup>

#### **Largest Industries**

Manufacturing  
Government  
Health Care and Social Assistance  
Retail Trade  
Accommodation & Food Services

#### **Top Growing Industries**

Professional, Scientific & Technical Services  
Government  
Health Care and Social Assistance  
Other Services (except Public Administration)  
Management of Companies and Enterprises

#### **Largest Occupations**

Office & Administrative Support  
Production  
Sales and Related  
Food Preparation & Serving Related  
Transportation & Material Moving

#### **Top Growing Occupations**

Business and Financial Operations  
Educational Instruction & Library  
Healthcare Practitioners & Technical  
Architecture and Engineering  
Installation, Maintenance, and Repair

During WIOA Program Year 2020, Kansas and designated local areas operated under the 2020 Kansas Combined State Plan<sup>10</sup>, which reports labor demanded by Kansas employers as reflected in the Kansas 2019 Job Vacancy Survey. This survey reported 56,022 job vacancies in Kansas, a 12.9% increase from 2018 and the most vacancies ever recorded in the history of the Job Vacancy Survey. The industries with the most reported vacancies statewide are leisure and hospitality; trade, transportation, and utilities; education and health services; and government. In LWDA IV, the industries with the highest number of vacancies were leisure and hospitality (3,073 vacancies).

Along with industry data, the Job Vacancy Survey provides information on the demand for identified occupations. The occupations with the most statewide openings in 2019 were: retail salespersons, registered nurses, nursing assistants, cashiers, and waiters/waitresses. The survey reported the occupation with the most reported openings in LWDA IV was waiters/waitresses (488 vacancies).

Local Plans are required to describe education and training strategies and must address coordination with education and training options available in the local area, particularly those offered through community and technical colleges throughout the state. Additionally, WIOA requires education and training opportunities be tied to the attainment of industry-recognized

<sup>9</sup> See [Local-Area-IV-Economic-Report-2020.pdf](#) last viewed 1/4/23.

<sup>10</sup> See [2020 Kansas Combined State Plan for WIOA PY2020-2023](#) last viewed 1/10/23.

# WIOA MONITORING SUMMARY REPORT

## LWDA IV FINANCIAL AND ADMINISTRATIVE OPERATIONS REVIEW

credentials. Locally, the LWDB convenes employers, grouped by industry, to discuss their current and future employment and training needs. These Employer Industry Roundtable meetings have led to the development of sector strategies and customized training programs. The LWDB prioritizes funding budgeted for training into opportunities tied to occupations which offer career pathway potential, support credentials which are portable and stackable, and encourage job seekers to enter training at their “best-fit” level and move upward.

CRC notes the planning region and local area are currently operating under a more recently approved plan, the Local Area IV WIOA Regional and Local Plan 2021-2024, approved by Commerce on July 23, 2021.

### LOCAL ORGANIZATION

#### *CRC Observation(s):*

Local Workforce Development Area IV (LWDA IV) is one of five areas designated by the Governor under the Workforce Innovation and Opportunity Act (WIOA) grant. Designation considered labor market areas and established the geographic areas to be served under funds allotted to and within Kansas. LWDA IV is composed of six counties located in south central Kansas.

At the state level, LWDA IV is guided by the Governor, **KANSASWORKS** State Board (State Board), and the Kansas Department of Commerce Workforce Services Division. At the local level, LWDA IV is guided by:

- Local Grant Recipient - Chief Elected Officials Board (CEOB), comprised of local government unit CEO designees
- Subrecipient Local Workforce Development Board (LWDB) – doing business as Workforce Alliance, Inc. (WA Inc.) for legal and operational purposes, Board of Directors
- Fiscal Agent –WA Inc. direct board staff
- Paymaster – Allen, Gibbs, and Houlik, L.C. (AGH)
- Administrative Entity – WA Inc. direct board staff
- Subrecipient One-Stop Operator (OSO) – Eckerd Connects (Eckerd)
- Subrecipient WIOA Program Operator – WA Inc. direct board staff
- Subrecipient Youth Program Operator & Youth Elements Provider – CPRF, Cowley County
- Career Services Provider – WA Inc. direct board staff and other MOU partners
- Contractor Independent Third-Party Monitor – Regier Carr & Monroe LLP

LWDA IV operates under multiple, written CEO Agreements, LWDB formal bylaws, joint CEOB/LWDB Agreement, Regional & Local Plan, OSO written contract, local partner Memorandums of Understanding (MOUs), and other service provider/vendor contracts.

The LWDB is responsible for approving policies for its operations. The LWDB employs the WA Inc. President/Chief Executive Officer (CEO) to whom it delegates responsibility for the day-to-day administration of the Workforce Alliance. The President/CEO manages the staff using policies approved by the LWDB. The Workforce Alliance staff members are accountable to the President/CEO. In the absence of the President/CEO, the Vice President (VP)/Chief Operating Officer (COO) has the authority to act in the President/CEO’s behalf. WA Inc. Senior Staff include the President and Vice Presidents.



# WIOA MONITORING SUMMARY REPORT

## LWDA IV FINANCIAL AND ADMINISTRATIVE OPERATIONS REVIEW

### CEO AGREEMENT & CEOB BYLAWS

**KANSASWORKS** State Board Policy #5-02-00, Role of the Chief Elected Officials, transmits state policy and guidance on the role of the CEO in local workforce development area governance and describes minimally required elements to be included in the written local CEO Agreements. For the purposes of carrying out WIOA responsibilities, the policy states a Board of County Commissioners meets the definition of the CEO of a county, as opposed to individual Commissioners. CEOs may designate another individual CEO, or group of CEOs, within the local area to act on their behalf. Designation must be agreed to and specified in the CEO Agreement to include the name of the individual(s) appointed.

The CEO Agreements were reviewed during CRC's most recent administrative and fiscal monitoring review, during which CRC determined the following areas of concern:

- Local CEO Agreements included 3:18 required elements
- Local CEO Agreements expired June 30, 2020

Since CRC's most recent administrative and fiscal monitoring review, the LWDA IV CEOs have entered into new CEO Agreements<sup>11</sup>. CEOs have executed multiple individual CEO Agreements, as opposed to one agreement signed by all representative CEOs. The CEO Agreements establish the CEOB and require bylaws, restrict membership to designated representatives, establish responsibilities, financial arrangement, agreement modification/termination, and designation of WA Inc. to serve as the LWDB. The executed CEO Agreement allows counties to each appoint up to two representative members to the CEOB, which operates with no fewer than 6 CEOB members. Agreements are effective through June 30, 2026.

CRC requested and was provided with current CEO Agreements. CRC notes not all current CEO Agreements reflect the Board of County Commissioners formal review and agreeance to the agreement or a representative, nor do they all identify an individual appointment.

CRC reviewed a current CEOB roster provided by Commerce, which showed representative membership from all six counties designated as LWDA IV. WIOA also allows local area units of government to appoint to the CEOB an eligible CEO of the city within the county which they are appointed to represent. CRC observed additional CEOB membership of a city-level CEO representing the City of Wichita within Sedgewick County. Local governing body appointments are required to participate in the CEO Agreement, with an executed appointment addendum.

During 2022, LWDA IV executed a CEO Agreement with the City of Wichita City Council for Wichita Mayor Brandon Whipple. Mayor Whipple serves as the city's designated representative to the CEOB through June 30, 2026. The required executed appointment addendum was included, which establishes liability for the city of Wichita to repay misappropriated WIOA funds; the city's liability is shared equally between the city and county in which the city is located (Sedgewick County). CRC notes the reviewed addendum is only signed by the CEO and no signature is provided in the signature line for the LWDB signatory (a named party to the agreement).

**CRC Area of Concern – Chief Elected Officials (CEO) Agreement Documentation:** LWDA IV CEO Agreements do not all indicate local governing body review and agreeance to the

---

<sup>11</sup> See Agreement By and Between The Workforce Alliance of South Central Kansas, Inc. (the Local Workforce Development Board) and the Chief Elected Officials Board executed 9/22/21.

# WIOA MONITORING SUMMARY REPORT

## LWDA IV FINANCIAL AND ADMINISTRATIVE OPERATIONS REVIEW

agreement and a representative, nor do they identify an individual appointment to represent on the CEOB. Additionally, the CEO Agreement with the City of Wichita member does not contain a signature for all parties to the agreement.

### **INTERNAL CONTROL REQUIREMENTS: FORMAL AGREEMENTS**

When a single entity operates in more than one of the following roles: Local Fiscal Agent, LWDB Staff, One-Stop Operator, or Direct Provider of Services (Career, Training, or Youth), WIOA requires a written agreement among the CEOB, LWDB, and Governor approving the structure. Entities performing multiple functions in a local area must develop and demonstrate internal controls to create separation of duties, document created firewalls, and prevent conflict of interest. Although specific language to be included is not identified, the written agreement must demonstrate how the organization will carry out its additional, elective responsibilities in compliance with WIOA and corresponding regulations, OMB Circulars, Uniform Guidance, and the State's Conflict of Interest Policy. Additionally, **KANSASWORKS** State Board has developed WIOA Guidance Letter 16-05 titled Establishing Internal Controls to advise LWDBs of the need to establish adequately documented internal controls.

Since CRC's most recent administrative and fiscal monitoring, LWDA IV has executed a CEOB & LWDB Joint Agreement<sup>12</sup> which designates CEOB, LWDB, LWDB Staff, and Fiscal Agent roles and responsibilities, and establishes specific internal controls. The joint agreement contains signature lines for both LWDB Chair and County Chairman and is effective through June 30, 2026. CRC notes no documentation of Governor approval. This issue was identified in CRC's most recent administrative and fiscal monitoring report and remains unresolved.

CRC learned this issue was additionally identified in the USDOL WIOA Key Provisions Review dated 9/21/20 as a finding requiring corrective action and follow-up. CRC followed up with the Commerce Technical Assistance Unit, who relayed USDOL findings regarding one entity performing multiple roles in the absence of required agreements was unresolved.

**CRC Finding - One Entity Performing Multiple Roles in the Absence of Required Agreements:** LWDA IV has not received Governor approval regarding establishment of the local WIOA structure. In Area IV, the executed CEOB & LWDB Joint Agreement establishes role of the LWDB, Fiscal Agent, Administrative entity, and a Direct Provider of Services to be performed by Workforce Alliance Inc. (WA Inc.). Federal Regulations 20 CFR 679.410 410 states that when a single entity operates in more than one of the following roles: Local Fiscal Agent, LWDB Staff, One-Stop Operator, or Direct Provider of Services (Career, Training, or Youth), WIOA requires a written agreement among the CEOB, LWDB, and Governor approving the structure.

Additionally, WIOA restricts the LWDB's direct provision of career services, requiring written approval of the CEOB and Governor in this additional, elective role. During the review, the CEOB and LWDB executed a revised WIOA Career Services Agreement for KS LA IV regarding the LWDB's direct provision of career services. The agreement outlines WA Inc.'s required duties and responsibilities provided by AJC staff to serve as the Career Services Provider and is required to be continually reviewed/monitored against for compliance with the specifically outlined duties.

---

<sup>12</sup> See LWDA IV CEOB meeting minutes dated 6/23/21 Item #3C.

# WIOA MONITORING SUMMARY REPORT

## LWDA IV FINANCIAL AND ADMINISTRATIVE OPERATIONS REVIEW

Conflicts of interest, firewalls, and internal controls are developed and documented within this agreement. CRC was provided with documentation of Governor approval dated 5/31/23.

### ONE-STOP OPERATOR

The WIOA OSO is the entity that coordinates the service delivery of required one-stop partners and service providers. WIOA and Commerce require the competitive procurement of OSOs be conducted at least once every four years. During the review, the **KANSASWORKS** State Board revised Policy #5-03-00, One-Stop Operator Selection. The revised policy references TEGL 15-16 and reiterates entities selected and serving as OSOs are subrecipients of a federal award and are required to follow Uniform Guidance at 2 CFR Part 200, including the contractual provisions in 2 CFR 200.332. The revised policy identifies required information to be included in the OSO subrecipient agreement. Uniform Guidance requirements apply to direct recipients, pass-thru-entities, and subrecipients.

WA Inc. initially competitively procured Eckerd Connects to serve as OSO from July 2017-June 2021. This sub-award expired and the LWDB released a new OSO Request for Proposal (RFP) in November 2020, which closed in January 2021. Three proposals were reviewed by the LWDB's One Stop Operators Taskforce, who met with each proposer for a presentation and a question-and-answer session. Proposal evaluation criteria was included in the RFP, and CRC was able to review a scoring summary table comparing each proposal's total points and total budget. A preferred proposer was identified by the taskforce, with recommendations to negotiate the setting of new goals and expectations. CRC was provided with the resulting LWDB-approved contract with Eckerd Connects dated July 1, 2021-June 30, 2024 (with one annual renewal available). CRC notes the current contract refers to Eckerd Connects as a contractor and not a sub-recipient. The contract addresses OSO record retention, monitoring and auditing accessibility, and various contractual termination requirements. It does not name Eckerd Connects as a subrecipient of a subaward subject to Uniform Guidance requirements including cost principles, annual mandatory disclosures, and audit requirements.

**CRC Finding - Subrecipient and Contractor Determination:** The LWDB's legally binding contract with the selected One Stop Operator (OSO) misidentifies Eckerd Connects as a contractor instead of a statutorily required federal grant subrecipient. Federal regulations at 2 CFR 200.331(a) define subrecipients as, "A subaward for the purpose of carrying out a portion of a Federal Award and creates a federal assistance relationship with the subrecipient." Additionally, TEGL 15-16(8) states that entities selected and serving as OSOs are subrecipients of a federal award and are required to follow Uniform Guidance at 2 CFR Part 200, including the contractual provisions in 2 CFR 200.332.

# WIOA MONITORING SUMMARY REPORT

## LWDA IV FINANCIAL AND ADMINISTRATIVE OPERATIONS REVIEW

### LOCAL PERFORMANCE REPORTS

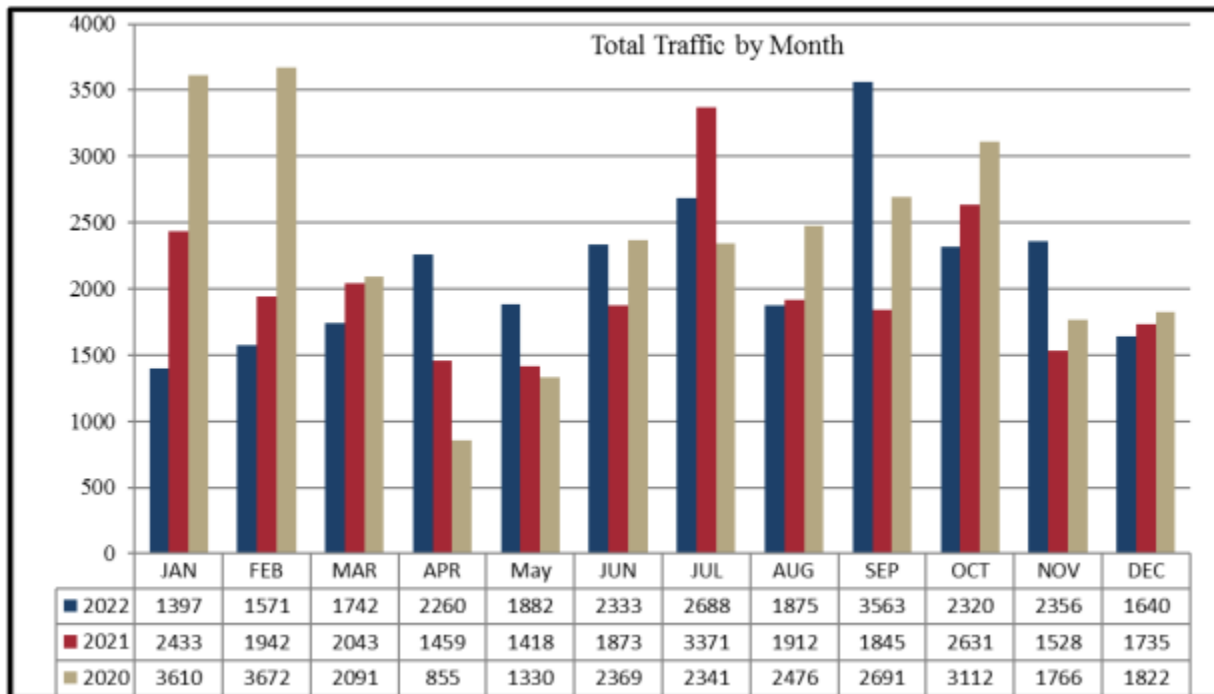
**CRC Observation(s):**

**PROGRAM YEAR 2020 (PY20)**

CRC reviewed the **KANSASWORKS** State Board WIOA PY20 final quarterly report, which showed LWDA IV served the following Title I participants (see following table). During PY20, LWDA IV served 42% of statewide WIOA participants.

<i>WIOA Funding Stream</i>	LWDA IV # Participants Served	vs.	Statewide # Participants Served
<i>Adult</i>	624 (35%)		1,740
<i>Dislocated Worker</i>	451 (79%)		566
<i>Youth</i>	56 (15%)		359
<i>Totals</i>	1,131 (42%)		2,665

Since February 2021, LWDA IV AJC staff have transitioned back into the office. Starting in the month of March 2021, the AJCs implemented a phased approach to increase access to resources provided by the AJCs. A phased approach included in-person services including increased Tech Time offerings, and additional Workkeys sessions, in-person workshops, one-on-one career services, and full access to the business services lab for skills assessments and employer applications. AJCs continued customer health screenings and temperature checks, as well as enforced mask requirements and social distancing. Per LWDB meeting minutes, the following bar graph below illustrates how AJC traffic has changed monthly since January 2020 (PY19). According to LWDB meeting minutes, AJC operations have experienced a 39% decrease in job seeker traffic from 2018 to 2022.



# WIOA MONITORING SUMMARY REPORT

## LWDA IV FINANCIAL AND ADMINISTRATIVE OPERATIONS REVIEW

In PY20, there were 23 performance measures. LWDA IV exceeded the goal for 13 measures and met the goal for 10 measures. This was the first-year goals were set for Youth Median Earnings and Measurable Skills Gains across all programs.

The **KANSASWORKS** PY20 final quarterly report showed all LWDA IV federal WIOA performance goals: were exceeded (green), were within acceptable (yellow) range, or were areas for improvement (red). Percentages represent a “percentage of the goal achieved”. At PY20 year end, LWDA IV reported the following achievements (see following table):

Local Area IV Performance PY 2020				
Indicator / Program	Adult	DW	Youth	Average Indicator Score
Employment 2nd Quarter After Exit	86.00%	87.96%	115.86%	96.61%
Employment 4th Quarter After Exit	84.04%	100.09%	106.82%	96.98%
Median Earning 2nd Quarter After Ex	101.16%	111.83%	63.63%	92.20%
Credential Attainment Rate	88.52%	84.82%	121.07%	98.14%
<b>Average Program Score</b>	<b>89.93%</b>	<b>96.17%</b>	<b>101.84%</b>	

**KANSASWORKS** State Board policy #5-07-00 established a minimum expenditure requirement; local areas must spend 40% of WIOA and other funds in direct participant training and related activities. CRC reviewed the **KANSASWORKS** State Board final quarterly report, which showed LWDA IV spent 40.7% of WIOA and other funds on direct participant training and related activities.

During PY20, LWDA IV spent \$520,798.23 (52.7%) of WIOA Youth funds allocated to the local area. This was similar to the statewide WIOA youth fund expenditure percentage, reported at 52.9%; the low expenditure rate was attributed to COVID-19 effects. Statewide, 359 WIOA youth participants were served, with LWDA IV serving 56 participants (15.5% of this population). CRC reviewed the most recent PY22 Q2 **KANSASWORKS** State Board expenditure/performance report, which shows improvement in the local area’s YTD number of WIOA youth participants served (56 participants at halfway through PY22 completion) The PY22 Q2 report also shows increased expenditure of WIOA Youth funds, reporting local area expenditure of \$635,790.67 WIOA Youth funds (37% funds expended at halfway through PY22 completion). LWDA IV employs a Young Adult Program Manager and Young Adult Team who coordinate the operations of multiple youth programs (WIOA & non-WIOA) offered through the LWDB.

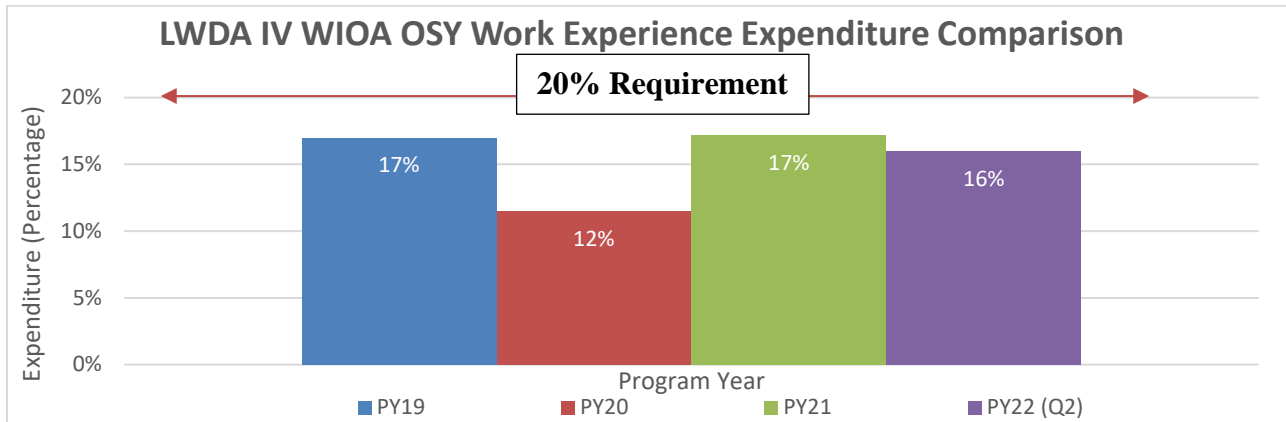
WIOA distinguishes youth according to school status at the time of program enrollment and shifts the primary focus to support the educational and career success of Out of School Youth (OSY). To accomplish this, WIOA requires a minimum of 75% of State and Local youth funds be spent for OSY. The final PY20 **KANSASWORKS** State Board report noted LWDA IV WIOA youth expenditures totaling \$520,798.23. CRC reviewed the Paymaster’s PY20 year-end monthly statement of financial activities; the June 2021 final budget report also showed combined cumulative youth program expenditures totaling \$520,798.23. OSY combined cumulative expenditures totaled \$486,894.08 for an expenditure rate of 93.5%.

In addition to placing greater emphasis on serving OSY, WIOA includes a major focus on providing youth work experience opportunities and requires local areas spend a minimum of 20%

# WIOA MONITORING SUMMARY REPORT

## LWDA IV FINANCIAL AND ADMINISTRATIVE OPERATIONS REVIEW

of local area funds on youth work experiences. CRC reviewed **KANSASWORKS** State Board PY19-PY22 2Q expenditure reports and noted the below youth work experience expenditure rates.



**CRC Area of Concern – WIOA Youth Program Requirements:** LWDA IV performance reports show the LWDB has not met the 20% WIOA Youth work experience minimum expenditure rate requirement over several program years.

### LOCAL GRANT MANAGEMENT & OVERSIGHT

#### *CRC Observation(s):*

#### **LWDB CERTIFICATION**

As part of the CEOB's oversight process, the CEOB is required to achieve and maintain state recognition of LWDB certification. During CRC's most recent administrative and fiscal review, CRC was provided with and reviewed correspondence stating Commerce certified the LWDA IV LWDB for a period not to exceed two years from January 1, 2019; WA staff stated the LWDB was anticipated to seek LWDB certification renewal by January 1, 2022. CRC followed up on this topic and was provided with documentation of an LWDB certification letter from Commerce, dated 11/14/22, designating LWDB certification through 6/30/24.

#### **LOCAL BUDGET REPORTS**

The CEOB's oversight processes include establishing the LWDB's budget and reviewing fiscal and performance reports against established goals and plans. The LWDB has established local financial management system policy which requires preparation of annual budgets at the beginning of each fiscal year or beginning of a grant. The WA Inc. Chief Operating Officer (COO) prepares all budgets and presents them to the LWDB Finance and LWDB Executive Committees, as well as the CEOB for review and action. Upon adoption, budgets are provided to the Paymaster for data entry into the Paymaster's maintained financial management program. LWDB staff and the LWDB Finance and LWDB Executive Committee review budgets monthly, with the full LWDB and CEOB reviewing quarterly. WA Inc. additionally analyzes monthly obligation reports to track program obligations. The Paymaster provides monthly budget reports, grant balances, trial balances, and general ledger update of financial activity. The LWDB Finance Committee has the primary task of reviewing all financial documents and reports.

In review of local budget reports, CRC accessed the meeting minute archives on the LWDB's website. CRC noticed a gap in the posted CEOB meeting minutes applicable to the period being

# WIOA MONITORING SUMMARY REPORT

## LWDA IV FINANCIAL AND ADMINISTRATIVE OPERATIONS REVIEW

reviewed and requested additional meeting minutes. In this sharing of documentation, WA Inc. provided the LWDB's PY20 CEOB-approved budget.

The proposed PY20 budget accounts for planned revenues from 20 different funding streams, with WIOA funds making up 5 of those funding streams. The PY20 budget includes a breakdown between WIOA (LWDB budget) and non-WIOA Funding (Community Impact Funds budget), as well as combined budgeted totals. Local meeting minutes reflect WA Inc.'s PY20 planned budget was funded through 29% WIOA funds and 71% other funds. The budget establishes expense categories for which to track expenditures against their own budgeted amount per program year. PY19 funding stream carryovers are tracked. Transfers between Adult and Dislocated Worker funding streams are tracked through a separate excel file documenting grant balance activities and draw downs.

### **A-133 INDEPENDENT AUDIT REQUIREMENTS**

The CEOB's (local grant recipient) oversight processes include the requirement for WA Inc. (subrecipient) to obtain the required annual independent audit, in compliance with OMB Uniform Guidance and from a locally procured accounting firm. Results of this audit are shared with the CEOB and LWDB annually. CRC reviewed the LWDB's most recent independent audit report, for the program year ending June 30, 2021 (PY20), as issued by Wipfli LLP during April 2022. The audit results stated there were no questioned costs and no administrative findings.

As part of managing a subrecipient, the LWDB is responsible for ensuring subrecipients expending \$750,000 or more in Federal awards within a fiscal year complete independent audit requirement, follow up with corrective action on audit findings, and have debt collection procedures in place in case a subrecipient is unable to resolve a questioned cost. CRC was not provided with a listing of local subrecipients and notes the OSO contract refers to Eckerd as a contractor versus a statutorily required sub-recipient. WIOA establishes the OSO as a required subrecipient; CRC checked the OSO's website eckerd.org which shows Eckerd manages career center operations in 11 states and is likely subject to independent audit requirements. CRC followed up with LWDA IV staff, who stated LWDA IV didn't have subrecipients until the past couple of years. LWDA IV staff stated they review the OSO audit reports on an ongoing basis, require audit resolution, and file these documents; however, no audit issues have arisen involving LWDA IV. CRC was not provided with any documentation showing how the LWDB carries out its subrecipient management duties related to audit requirements for any subrecipients. CRC notes no local policy or procedures have been developed to guide staff on requirements regarding subrecipient management and oversight.

**CRC Finding – Subrecipient Audit Resolution Policies and Procedures:** During the review, CRC was not provided with any documentation showing how the LWDB carries out its subrecipient management duties related to audit requirements for any subrecipients. Additionally, CRC noted no local policy or procedures have been developed to guide staff on requirements regarding subrecipient management and oversight.

Federal regulations at 2 CFR Part 200.501 state that as part of managing a subrecipient, the LWDB is responsible for ensuring subrecipients expending \$750,000 or more in Federal awards within a fiscal year complete the independent audit requirements, follow up with corrective actions on audit findings, and have debt collection procedures in place in case a subrecipient is unable to resolve a questioned cost.

# WIOA MONITORING SUMMARY REPORT

## LWDA IV FINANCIAL AND ADMINISTRATIVE OPERATIONS REVIEW

### LOCAL SUBRECIPIENT MONITORING

Uniform Guidance at 20 CFR §683.410 requires oversight roles and responsibilities of each federal grant recipient and subrecipient, such as regular oversight and monitoring of its WIOA and Wagner-Peyser Act programs and those of its subrecipients and contractors to:

- Determine that expenditures have been made against the proper cost categories and within the cost limitations specified in WIOA and Uniform Guidance
- Determine whether there is compliance with WIOA provisions and regulations and other applicable laws and regulations
- Assure compliance with 2 CFR Part 200
- Determine compliance with nondiscrimination, disability, and WIOA Sec. 188 equal opportunity requirements and the Assistive Technology Act of 1998

WA Inc. employs an internal monitor, who conducts internal monitoring reviews of WIOA programs and operations, and both subrecipient and contractor services. CRC notes the LWDB is a direct provider of some of the programs and services being internally monitored and is therefore, monitoring itself. Local policy has been established to determine monitoring activities, frequency, objectives, and include areas of emphasis. WA Inc. internal monitoring reports are shared with the CEOB, the full LWDB and its Program Operations and Performance Committee, and WA Inc. staff. CRC requested the most recent local monitoring reports and responses and was provided with a WIOA Subrecipient Cowley County Monitoring Summary Report dated June 1, 2022. CRC reviewed the resulting Corrective Action Report, which summarized findings, areas of concern, responses and actions taken, and resolutions for all identified topics.

CRC was provided with LWDB meeting minutes documenting WA Inc.'s most recent internal monitor summary results from the WIOA Youth Contract with Cerebral Palsy Research Foundation (CPRF). The minutes identify areas of concern, best practices, and a performance improvement plan. CRC was not provided with monitoring reports specific to the OSO contract, but notes program-specific local monitoring activities include limited review of OSO activities, evaluation, and actions for process improvement.

WIOA requires the **KANSASWORKS** State Board establish a standardized management information system (MIS) to carry out the grant and accurately report performance outcomes. **KANSASWORKS** and ServiceLink are the standardized data processing collection and reporting systems of Kansas for WIOA Title I and Title III programs. Each LWDB and statewide program is required to collect and submit information to Commerce through the **KANSASWORKS** and ServiceLink systems.

During the review, CRC learned that WA Inc. utilizes dual case management systems, both the required **KANSASWORKS/ServiceLink** MIS and an elective M-Files MIS. The LWDB has established local Co-Enrollment Policy, Local Monitoring Policy, and Monitoring Protocol guidance regarding utilization of these multiple systems.

CRC notes the use of an additional MIS is allowed by the **KANSASWORKS** State Board; however, local areas utilizing dual case management systems are additionally responsible for<sup>13</sup>:

---

<sup>13</sup> See **KANSASWORKS** State Board policy #5-32-00: Data Collection, revised 10/1/21.



# WIOA MONITORING SUMMARY REPORT

## LWDA IV FINANCIAL AND ADMINISTRATIVE OPERATIONS REVIEW

- Collecting all data elements necessary to support both federal and state data collection and reporting requirements for submission to the state on demand for inclusion in the **KANSASWORKS MIS** system
- Resolving all data discrepancies between their system and the required **KANSASWORKS MIS** used for all federal and state outcome reporting, report validation, and data validation.

Although local monitoring policy addresses data validation, the policy does not appear to assess the required recording of necessary data elements within the **KANSASWORKS MIS**. The local monitoring policy was last revised during 2015; during 2019 the LWDB issued Monitoring Protocol guidance, however, this protocol guidance does not address the above-mentioned dual case management utilization considerations.

Specifically, the local area's monitoring policy requires regular, periodic review does not specify which MIS monitoring activities will be carried out against. Local monitoring protocol only guides internal monitoring staff to carry out review activities utilizing the elective M-Files and does not reference **KANSASWORKS**. Specific monitoring to assess the dual recording of required data elements from the elective MIS to the required MIS does not appear to be occurring.

CRC followed up with LWDA IV staff who state there is monitoring/review of data for individuals who are in both MIS systems prior to outcome report submittal. LWDA IV staff are reported to be performing monthly or quarterly review of the data to ensure the data matches between the systems. Based on the information provided, CRC notes the review is limited to data validation between two existing records for the same participant in both systems and does not account for participant records which may be missing from the **KANSASWORKS MIS**, and thus affect outcome reporting.

**CRC Area of Concern #3 – Local Monitoring Policies:** Local monitoring policy documents are outdated and do not accurately reflect current monitoring activities and data element collection. Local policy and procedures state all local monitoring is carried out against the elective M-Files management information system (MIS), but the LWDB is required to collect and submit accurate information through the **KANSASWORKS MIS**. Local monitoring procedures address MIS content review, but don't reflect additional utilization requirements dual case management systems.

### **INDEPENDENTLY CONTRACTED MONITORING**

The CEOB's oversight process requires the LWDB to implement an external monitoring contract for the provision of an additional firewall and to limit potential conflicts of interest. The LWDB has competitively procured and contracted with Regier Carr & Monroe L.L.P., a regional accounting firm, for semi-annual WIOA and One-Stop Delivery System monitoring activities.

CRC was provided with the current contract, which is dated March 11, 2020 – December 30, 2023, and allows options for two additional annual renewal periods. The contractor is required to utilize the USDOL Core Monitoring Guide to conduct WIOA Participant Services monitoring<sup>14</sup> and reviews the WA Inc. internal monitoring reports to determine and certify for accuracy. Semi-annual written monitoring summary reports are required to be shared with both the CEOB and LWDB. CRC notes the contracted monitor is not granted direct access to participant files but relies

---

<sup>14</sup> As identified in USDOL Comprehensive Monitoring Guide Objective 1.E – WIOA Participant Services.

# WIOA MONITORING SUMMARY REPORT

## LWDA IV FINANCIAL AND ADMINISTRATIVE OPERATIONS REVIEW

on the entity being monitored to provide a participant listing from which it determines a statistical sampling from.

CRC requested and reviewed the most recent independent monitoring reports:

- January-June 2021 - procedural reviews of delivery of job seeker/participant services
- July-December 2021 - similar scope, identifies notable errors related to required documentation (eligibility, assessments, IEP, supportive services) and provision of participant services (supportive, follow-up). CRC was not provided with corrective action documentation.
- January-June 2022 – similar scope, CRC notes overall improvement from the previously issued report; however, this report identified an issue regarding a WIOA Youth program participant services and further states the Youth WIOA Program “is not part of this agreed upon procedures engagement”.

CRC notes contracted monitoring continues to appear primarily focused on programmatic aspects such as participant file review. This topic was identified during CRC’s most recent admin/fiscal monitoring review as well as USDOL’s WIOA Key Provisions recent review. The contract executed for independent monitoring does not take into consideration the internal control requirements applicable to an organization serving multiple WIOA roles (LWDB Staff, Fiscal Agent, WIOA Program Operator, etc.) and the monitoring requirements imposed on subrecipients under Uniform Guidance.

**CRC Finding – LWDB Monitoring and Oversight:** LWDA IV contracted external monitoring reports primarily focused on programmatic aspects such as participant file review for WIOA Adult and Dislocated Worker client services and do not include monitoring activities to ensure compliance with the entirety of the Uniform Guidance requirements at 2 CFR Part 200.328(a).

### **LOCAL MEMORANDUMS OF UNDERSTANDING (MOUs)**

During the fall of 2020, USDOL conducted a WIOA Key Provisions monitoring review of LWDA IV and issued a monitoring report finding related to non-compliant MOUs. During CRC’s most recent administrative and fiscal monitoring review, CRC reported a finding that the LWDA IV One-Stop Delivery System Partner MOUs had expired, and new MOUs had not been executed.

Since these monitoring reviews, the LWDB, CEOB, and One-Stop System Partners have developed new MOUs to confirm the understanding of parties regarding operation and management of the AJCs in LWDA IV. MOUs, including One-Stop Operations Budget and Infrastructure Funding Agreement, and established as a financial plan to fund the services and operating costs of LWDA IV’s One Stop Delivery System model.

The MOU’s goal is to create integrated locations and a unified structure and process of proactive, transparent, and effective job seeker and business services, provided in a seamless collaborative effort to support all partners’ services and outcomes. The purpose of the MOU is to define the parameters with which education, workforce, economic development, and other partner programs and entities operate in LWDA IV to create a seamless, customer-focused network which aligns service delivery across the board and enhances access to all program services.

LWDBs are required to enter into MOU with core, required, and other One-Stop Partners. CRC was provided with 10 executed MOUs, whose effective periods are from July 1, 2021-June 30,

# WIOA MONITORING SUMMARY REPORT

## LWDA IV FINANCIAL AND ADMINISTRATIVE OPERATIONS REVIEW

2024. Partner MOUs all contain partner-specific service delivery grid, system service delivery grid, partner referral guidelines, and One-Stop Delivery System budget attachments. CRC notes that although the revised MOUs identify affiliate AJC sites established within the local area, only the comprehensive Wichita AJC is included in the MOU's One-Stop Delivery System Budget, which outlines agreed upon infrastructure and other systems costs, and cost allocation methodologies. A detailed description of infrastructure costs and other system costs per the three affiliated sites is not included.

**CRC Finding – Memorandums of Understanding (MOU):** LWDA IV MOUs with partners providing services through the One Stop Delivery System do not have infrastructure cost, other system costs and cost allocation methodologies for affiliated American Job Centers (AJC). Local Areas are required to comply with WIOA section 121(h)(1)(B)(i) and 121(h)(2)(C) and State Board Policy 05-20-00 when creating MOUs with partnering agencies within the One Stop Delivery System. WIOA requires one-stop partners to contribute funding to establish and maintain the one stop system based on each partner's proportionate use of the system and relative benefits received consistent with Uniform Guidance (2 CFR Part 200).

### LOCAL AJC CERTIFICATION

WIOA requires the One-Stop Delivery System to include at least one comprehensive physical AJC in each local area, where job seekers and employer customers can access the programs, services, and activities of all required local One-Stop partners. The **KANSASWORKS** State Board has established One-Stop Certification policy, which requires sets minimum standards for certification of AJCs and requires LWDBs to adopt written policies and procedures regarding AJC certification.

WIOA additionally allows LWDBs to optionally operate other access points, called affiliate or specialized sites, to supplement and enhance customer access to AJC services, which make one or more partner programs, services, and activities available to job seekers and employers. Affiliated sites must be physically and programmatically accessible to individuals with disabilities, the frequency of program staff's physical presence must be determined through partner MOU negotiations and incorporated into the MOU, and partner services provided through affiliate AJCs

As part of One-Stop Delivery System oversight, the LWDB is minimally required to assess the effectiveness, physical and programmatic accessibility, and continuous improvement of the local One-Stop Delivery System at least once every three years. As part of that assessment, the LWDB in consultation with the CEOB, must certify at least one comprehensive One-Stop Center and may additionally establish certified affiliate sites as appropriate, within the local area.

Since CRC's most recent administrative and fiscal monitoring review, the LWDB's One Stop Operators Taskforce and workforce center leadership staff have developed an AJC assessment tool consistent with Commerce policy. CRC reviewed CEOB meeting minutes which recorded the resulting Certification Review Form was utilized to conduct an analysis determining whether the Wichita AJC met certification standards. The minutes show the CEOB approved the comprehensive Wichita AJC's local certification on March 10, 2021. CRC follow-up with the Commerce Technical Assistance Unit regarding State recognition of the locally certified comprehensive AJC and learned this has not yet been achieved. State recognition of comprehensive AJC certification is pending resolution of USDOL's finding regarding MOUs.

# WIOA MONITORING SUMMARY REPORT

## LWDA IV FINANCIAL AND ADMINISTRATIVE OPERATIONS REVIEW

The LWDA IV LWDB has established affiliate AJC sites in: Butler, Sumner, and Cowley counties but CRC was not provided with documentation of affiliate site certifications. This topic was identified during CRC's most recent administrative and fiscal monitoring review. CRC notes all LWDA IV comprehensive and affiliate AJC sites were due for recertification by December 2020.

**CRC Finding – AJC Certifications:** LWDA IV has operated since 2021 without State recognition of a certified comprehensive AJC and since 2017 without local certification reviews of affiliate AJCs. CRC learned that State recognition of comprehensive AJC certification is pending resolution of USDOL's finding regarding MOUs.

### **LOCAL ONE-STOP DELIVERY SYSTEM REPORTS**

The CEOB oversees the OSO, which provides written and verbal reports on work accomplished to the CEOB and LWDB on a quarterly basis. CRC viewed recent LWDB meeting minutes which showed updates on OSO efforts regarding core partner participation tracking, One Stop Advisory Council meeting facilitation, staff development opportunity developments, establishment of regular meetings for partner engagement (Workforce 101, Workforce Partner Collaboration Meeting, and Access Point), creation and execution of Interview Day employer/job seeker event, and partner cross-trainings.

### **LOCAL OPERATIONAL & PROGRAMMATIC GUIDANCE**

To provide consistent operational guidance at the ground-level, the LWDB has developed and adopted administrative and programmatic policies, as well as a Workforce Centers Handbook. In contrast to other Kansas local areas, WA Inc. has not developed procedural guidance regarding the uniform application of policy requirements of fiscal policies.

## **FINANCIAL MANAGEMENT SYSTEM**

### ***CRC Observation(s):***

#### **CONTRACTED DUTIES**

LWDA IV contracts with an independent Paymaster (AGH) to ensure federal funds are drawn reasonably and necessarily; and to ensure the funds are disbursed in a timely manner. Commerce transfers funding to WA Inc.'s financial institution within four working days of the request for funding. The Paymaster draws funds up to twice per week to issue WA Inc. authorized payments within five business days of a request for payment. CRC reviewed monthly fiscal reports depicting authorized and timely draw down requests submitted to Commerce for each funding stream.

The Paymaster has established a bank account at an allowable bank in Wichita solely for WA Inc. transactions. Three named AGH officers are authorized signers on the account. WIOA funds are released on a cost-reimbursement basis. AGH submits funding requests to Commerce which match the amounts included on signed authorizations for disbursement. Funds are wired directly from Commerce to WA Inc.'s bank account. Once AGH determines requested funding has been deposited into WA Inc.'s bank account, AGH releases checks underlying the funding request for distribution. Checks are imprinted and issued on behalf of WA Inc. with "void after 90 days" language.

The Paymaster conducts bank reconciliations within 15 days of month end and issues a monthly report listing outstanding checks more than 60 days old. CRC reviewed provided bank

# WIOA MONITORING SUMMARY REPORT

## LWDA IV FINANCIAL AND ADMINISTRATIVE OPERATIONS REVIEW

reconciliation files which show monthly review of bank balance to general ledger account balance, which account for outstanding checks and deposits. Bank reconciliation files included: bank reconciliation worksheet, outstanding checks and outstanding deposits report, monthly general ledger detail report with detailed postings, and corresponding bank statement. All monthly bank reconciliations appear timely and accurate, show no variance between bank balance and financial books balance. AGH additionally provides professional accounting and financial reporting services, providing similar services to 4:5 Kansas LWDA's.

### **LOCALLY HELD DUTIES**

Local Financial Management Systems Policy states two staff members together, one management and one fiscal, have the authority to obligate client training and supportive service funds up to the current limit established in the training policy and available budget. Final expenditures are subject to purchasing authority. Senior and management staff have the authority to purchase supplies and equipment using authorized vendors up to a unit cost of \$500 and not to exceed a total purchase of \$1,000. Any purchase over these amounts up to \$2,000 requires approval by the COO. Purchases exceeding \$2,000 required approval by the CEO.

Senior staff routinely utilize organizational credit cards to complete some transactions. WA Inc. restricts utilization of the credit cards to solely be used for official Workforce Alliance business purposes and has established local policy titled Acceptable Uses, Limits and Procedures to guide staff on appropriate use of the organizational credit cards. Authorized use of credit cards is limited to the person whose name appears on the face of the credit card, as authorized by the CEO and LWDB Chair.

LWDA IV charges direct costs that can be identified with a final cost objective to the program benefitted. Joint costs are allocated to benefitting programs using various allocation methods depending on the type of joint cost being allocated and as required by local policy. Costs incurred for the common benefit of all of WA Inc.'s programs, which cannot be readily identified with a final cost objective, are allocated amongst all funding streams. WA Inc. staff shared allocation templates and worksheets which reflect calculations of various cost allocation plans utilized.

Within each fund, WA Inc. determines line-item program budgets and sub-contract budgets to maintain financial records for each budget. Local policy requires all payments generated through invoice receipt be matched with a previously approved and established budget prior to payment generation. If an approved budget for an invoice does not exist, the invoice is routed for further review before any payment is generated. The WA Inc. Chief Operating Officer (COO) reviews and approves all payments, which are then presented to the WA Inc. CEO for final approval or denial. Approved payments are processed and allocated to specific budgets and line items before being forwarded to the Paymaster for processing and issuance.

### **SAMPLING EXPENDITURE REVIEW**

CRC determined a sampling of costs charged to the WIOA grant and requested supportive documents to determine whether adequate documentation for disbursement were maintained. Costs charged to the WIOA grant included reported expenditures in the following categories: contract services, equipment, rent, incentives, staff benefits, office supplies, other services, OSO, OSY mentoring, OSY needs related, OSY guidance counseling, dues & subscriptions, meeting expenses, postage, training and development, alternative secondary school, utilities, outreach, ER

# WIOA MONITORING SUMMARY REPORT

## LWDA IV FINANCIAL AND ADMINISTRATIVE OPERATIONS REVIEW

payments, work experience reimbursement, OJT, and travel. Reviewed expenditures included direct purchase through approved vendor invoice, indirect purchases through organizational credit card purchases, and expenditures issued as repayments to WA Inc. for the expenditure of funds not yet available.

CRC reviewed provided supportive documentation included: original invoices and purchase receipts, approved and authorized WA Inc. administrative import instructions for determination of cost classification/allocation/categorization ready for Paymaster input into the financial system, travel and other vouchers, credit card statements, youth element plans and checklists, and supportive service request forms (this list is not all inclusive). CRC noted documentation of purchases requiring purchase authorization approval and cost categorization and allocation review was limited. CRC reviewed for adherence to locally determined internal controls such as purchase authority and purchase threshold requirements. Although local purchase authority and threshold amounts have been determined, CRC noted a consistent lack of documentation demonstrating adherence. WA Inc. does not appear to have developed the related “how-to” procedures to fully execute the local policy and internal controls. The established local policy does not address the requirement to document purchase approval prior to purchase, acceptable ways to obtain the approval, where the approval will be stored, or the review of this approval following invoice receipt. CRC followed up and WA Inc. provided CRC with a procedural walk-through of its utilization of M-Files related to invoices, which appears to satisfy many documentation requirements within the MIS.

**CRC Area of Concern – Documentation of Fiscal Policy & Procedures:** LWDA IV utilizes M-Files as part of its financial management system, however local financial management system policy does not identify M-Files as part of this system. Additionally, procedural guidance for utilization of M-files has not been developed. Minimum standards for financial management systems require development of written policies and procedures in sufficient detail to permit a person generally knowledgeable of the organization’s programs and financial management systems to obtain a comprehensive understanding of the entity’s financial operations.

### EXIT CONFERENCE

The exit conference was held on Thursday, June 22, 2023, via Zoom internet video meeting. CRC staff members John Ybarra and Jessica Henry and Workforce Alliance, Inc. staff member Chad Pettera participated in the conference. CRC briefly summarized the report structure and identified best practices, findings, and areas of concern noted. CRC offered WA Inc. staff the opportunity to provide responses and ask questions. WA Inc. staff expressed agreement and understanding of findings and areas of concern. The following occurred during the meeting:

- LWDA IV reported that a new staff member has been hired to staff the CEOB and will address gathering updated CEO Agreement documentation, including collection of local units of government meeting minutes as necessary for documentation requirements.
- LWDA IV requested a Subrecipient Management policy example. CRC directed them to the Financial and Administrative Oversight section of the **KANSASWORKS** State Board Workforce Services Fiscal Manual policy and procedures manual, as well as USDOL’s Workforce GPS website for monitoring resources.

# WIOA MONITORING SUMMARY REPORT

## LWDA IV FINANCIAL AND ADMINISTRATIVE OPERATIONS REVIEW

- LWDA IV updated their most recent MOU revisions were not accepted by Commerce and efforts remain underway to execute compliant WIOA Partner MOU Agreements. CRC notes resolution of related findings hinge upon resolution of these MOUs.
- LWDA IV agreed to update local fiscal policy to reflect the current practice of utilizing M-Files management information system as part of its financial management system and to document written procedural guidance for M-Files fiscal procedures.

Following the exit conference, CRC shared:

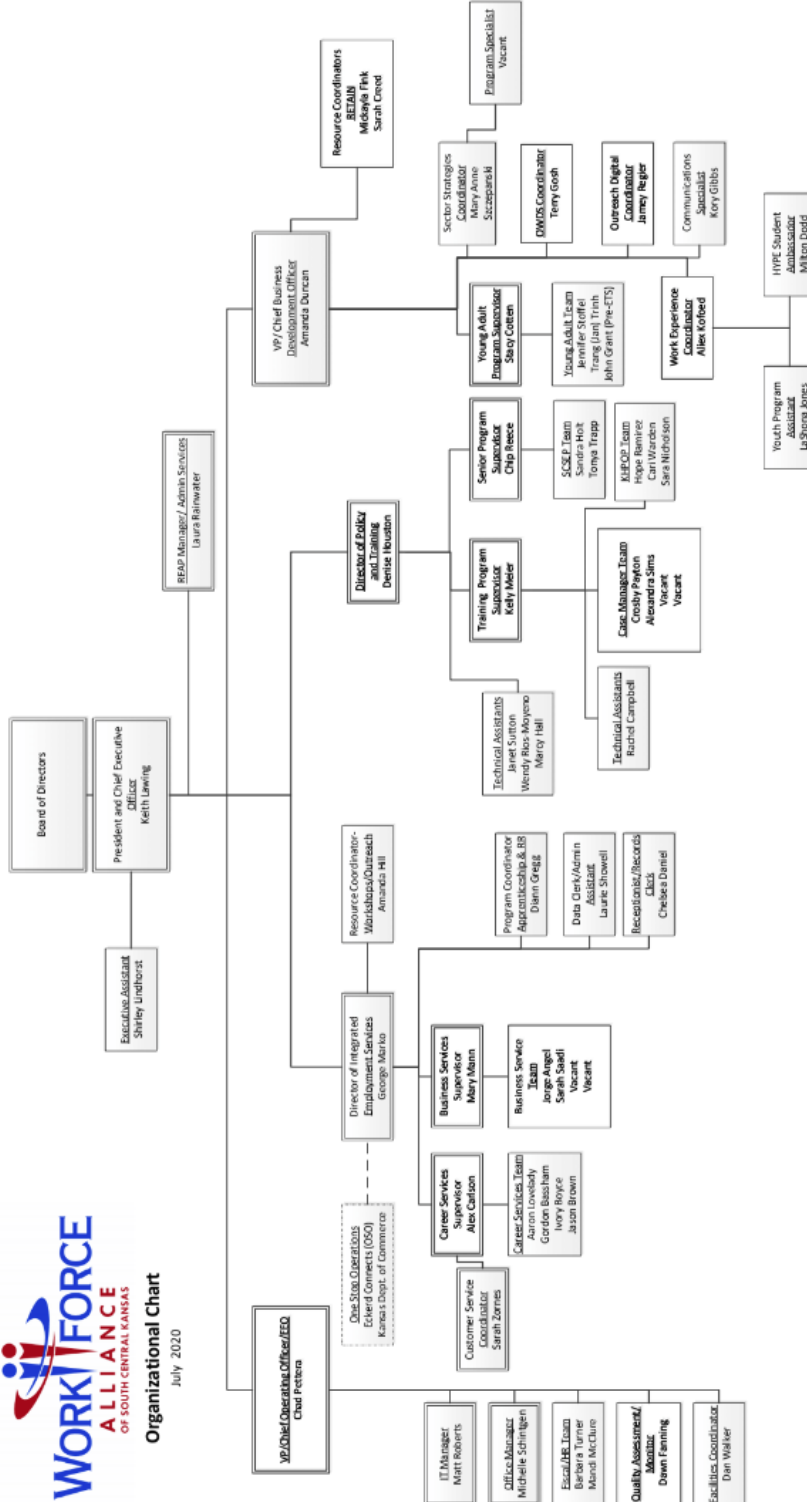
- A Subrecipient Management policy example obtained from Workforce GPS
- PDF of UG Applicability at 2 CFR 200.101
- PDF of UG Mandatory Disclosures at 2 CFR 200.113
- PDF of UG Subrecipient Management Requirements at 2 CFR 200.332
- KANSASWORKS State Board policy #5-03-00: One-Stop Operator Selection
- PDF of UG Oversight Requirements at 20 CFR 683.410
- A Subrecipient Agreement template example obtained from Workforce GPS

# WIOA MONITORING SUMMARY REPORT

## LWDA IV FINANCIAL AND ADMINISTRATIVE OPERATIONS REVIEW

### APPENDIX

#### ATTACHMENT A





# WIOA MONITORING SUMMARY REPORT

## LWDA IV FINANCIAL AND ADMINISTRATIVE OPERATIONS REVIEW

### ATTACHMENT B


<b>2022 TOP 25 HIGH-DEMAND OCCUPATIONS</b>		
<b>Statewide</b>	<b>Regional</b>	<b>LWDA IV</b>
General & Operations Managers**	Registered Nurses**	Customer Service Representatives
Registered Nurses**	Heavy & Tractor-Trailer Truck Drivers**	Laborers & Freight, Stock, and Materials Movers (Hand)
Heavy & Tractor-Trailer Truck Drivers**	Maintenance & Repair Workers, General	Teaching Assistants (except Postsecondary)
Customer Service Representatives	Bookkeeping, Accounting, & Auditing Clerks	Nursing Assistants
First-Line Supervisors of Food Preparation & Serving Workers	Secretaries & Administrative Assistants (Except Legal, Medical, and Executive)	Stockers & Order Fillers
Laborers & Freight, Stock, and Materials Movers (Hand)	Customer Service Representatives	Janitors & Cleaners (Except Maids and Housekeeping)
Stockers & Order Fillers	Office Clerks, General	Retail Salespersons
Nursing Assistants	Stockers & Order Fillers	Cashiers
Janitors & Cleaners (Except Maids and Housekeeping)	Janitors & Cleaners (Except Maids and Housekeeping)	Home Health & Personal Care Aides
Cooks, Restaurant	Retail Salespersons	Fast Food & Counter Workers
Retail Salespersons	Home Health & Personal Care Aides	General & Operations Managers**
Home Health & Personal Care Aides	Construction Laborers	Registered Nurses**
Fast Food & Counter Workers	Laborers & Freight, Stock, and Materials Movers (Hand)	Inspectors, Testers, Sorters, Samplers & Weighers**
Teaching Assistants (Except Postsecondary)	Nursing Assistants	Heavy & Tractor-Trailer Truck Drivers**
Cashiers	General & Operations Managers**	First-Line Supervisors of Food Preparation & Serving Workers
Accountants & Auditors**	First-Line Supervisors of Office & Administrative Support Workers	Cooks, Restaurant
Bookkeeping, Accounting & Auditing Clerks	Helpers—Production Workers	Accountants & Auditors**
First-Line Supervisors of Retail Sales Workers	Receptionists & Information Clerks	First-Line Supervisors of Retail Sales Workers
Maids & Housekeeping Cleaners	First-Line Supervisors of Production & Operating Workers	Bookkeeping, Accounting, & Auditing Clerks
Waiters & Waitresses	Sales Representatives, Wholesale & Manufacturing (Except Technical and Scientific Products)	Waiters & Waitresses
Software Developers & Software Quality Assurance and Testers**	Accountants & Auditors**	Elementary School Teachers (Except Special Education)**
Elementary School Teachers (Except Special Education)**	Social & Human Service Assistants	Receptionists & Information Clerks
Medical Assistants	Miscellaneous Assemblers & Fabricators	Maids & Housekeeping Cleaners
Security Guards	Landscaping & Groundskeeping Workers	First-Line Supervisors of Production & Operating Workers**
First-Line Supervisors of Production & Operating Workers**	Farmers, Ranchers & Other Agricultural Managers	Production, Planning & Expediting Clerks**

\*\* Notates High Wage Occupation

# WIOA MONITORING SUMMARY REPORT

## LWDA IV FINANCIAL AND ADMINISTRATIVE OPERATIONS REVIEW

### ATTACHMENT C

 <b>IT Systems and Support Career Pathways</b> South Central Kansas April – June 2022				
<b>2,429</b> TOTAL POSTINGS	<b>INFORMATION SUPPORT SERVICES</b>	<b>PROGRAMMING AND SOFTWARE DESIGN</b>	<b>NETWORK SYSTEMS</b>	<b>WEB &amp; DIGITAL COMMUNICATIONS</b>
<u>Graduate or Post Graduate</u> (4+ years)  <b>312 JOBS</b>	<u>Chief Informatics Officer, Director of Informatics</u>  <b>41 JOB POSTINGS</b> \$31.06 to \$77.80 Hourly Rate	<u>Senior Computer Programmers, Senior Systems Engineers</u>  <b>121 JOB POSTINGS</b> \$31.52 to \$80.34 Hourly Rate	<u>Director of Risk Management, Director of Privacy and Security</u>  <b>143 JOB POSTING</b> \$36.94 to \$90+ Hourly Rate	<u>Senior Web Developers</u>  <b>7 JOB POSTINGS</b> \$23.06 to \$44.58 Hourly Rate
<u>Bachelor Degree</u> (4 years)  <b>939 JOBS</b>	<u>IT Directors, Information Security Analysts, Database Administrators</u>  <b>183 JOB POSTINGS</b> \$20.52 to \$55.88 Hourly Rate	<u>Computer Programmers, Systems Engineers, Software Engineers</u>  <b>454 JOB POSTINGS</b> \$25.57 to \$59.02 Hourly Rate	<u>Systems Analysts, Systems Administrators, Network Architects, Hardware Engineers</u>  <b>253 JOB POSTINGS</b> \$19.32 to \$42.55 Hourly Rate	<u>Web Developers, Director of Online Marketing Strategy &amp; Performance</u>  <b>49 JOB POSTINGS</b> \$19.32 to \$42.55 Hourly Rate
<u>Associate Degree</u> (2 years)  <b>86 JOBS</b>	<u>IT Directors, Information Security Analysts, Database Administrators</u>  <b>38 JOB POSTINGS</b> \$18.93 to \$52.70 Hourly Rate	<u>Application Specialist, Technician, Installer, Programmer</u>  <b>24 JOB POSTINGS</b> \$19.27 to \$52.69 Hourly Rate	<u>Network Support Technician or Specialist</u>  <b>17 JOB POSTINGS</b> \$17.18 to \$51.11 Hourly Rate	<u>Digital Marketing Graphic Designer E-Commerce Assistance</u>  <b>7 JOB POSTINGS</b> \$12.61 to \$33.57 Hourly Rate
<u>Technical Certification Certificate or Credential</u> (1-2 years)  <b>175 JOBS</b>	<u>Help Desk Technicians PC Technicians</u>  <b>82 JOB POSTINGS</b> \$13.93 to \$39.07 Hourly Rate	<u>Programming Assistant</u>  <b>75 JOB POSTINGS</b> \$16.48 to \$30.65 Hourly Rate	<u>Network Support Specialist</u>  <b>13 JOB POSTINGS</b> \$16.18 to \$30.65 Hourly Rate	<u>Multimedia Specialist</u>  <b>5 JOB POSTINGS</b> \$13.06 to \$26.26 Hourly Rate
<u>High School or GED</u>  <b>917 JOBS</b>	<u>Technical Assistance Call Center, Service Desk</u>  <b>207 JOB POSTING</b> \$10.80 to \$28.57 Hourly Rate	<u>Retail, Technical Assistance</u>  <b>424 JOB POSTINGS</b> \$10.80 to \$28.57 Hourly Rate	<u>Technical Assistance Call Center, Service Desk</u>  <b>210 JOB POSTINGS</b> \$10.80 to \$28.57 Hourly Rate	<u>Intern, Social Media Application Support</u>  <b>76 JOB POSTINGS</b> \$10.80 to \$28.57 Hourly Rate

#### 2022 Q2 Summary

32,802 Total Jobs (all industries) from 6,408 Companies

**2,429 IT Systems and Support jobs from 348 Companies**


Jobs postings found at [www.kansasworks.com](http://www.kansasworks.com) Wage Data found at [www.onetonline.org](http://www.onetonline.org)

Online comparison cost and earnings data from KS colleges and universities graduates at [www.ksdegreestats.org](http://www.ksdegreestats.org)

Additional Career Data at <https://www.kscareernav.gov>

# WIOA MONITORING SUMMARY REPORT

## LWDA IV FINANCIAL AND ADMINISTRATIVE OPERATIONS REVIEW

 <b>Energy Career Pathways</b> South Central Kansas April – June 2022		
<b>2,037</b> TOTAL JOB POSTINGS	<b>Field Positions</b>	<b>Administrative Positions</b>
<u>Bachelor Degree or Above</u>  (4 years or more)  <b>822 JOBS</b>	<u>Chemist, Chemical Engineer, Petroleum Engineer, Civil Engineer, Construction Engineer, Geologist, Geophysical Data Technician, Geophysicist</u>  <b>638 JOB POSTINGS</b>  \$25.43 to \$90+ Hourly rate	<u>Accountant, Analyst, Energy Attorney, Human Resource Managers, Information Technology, Marketing Manager, Sales Executive, Supply Chain Manager</u>  <b>184 JOB POSTINGS</b>  \$18.84 to \$90+ Hourly rate
<u>Associate Degree</u>  (2 years)  <b>109 JOBS</b>	<u>Chemical Technician, Corrosion Technician, Mechanical Technician, Industrial Controls Technician, Inspector, Instrumentation Technician, Radiographer, Welder</u>  <b>83 JOB POSTINGS</b>  \$10.02 to \$48.82 Hourly rate	<u>Accounting Clerk, Contract Assistant, Payroll Clerk, Real Estate Agent, Safety Coordinator</u>  <b>26 JOB POSTINGS</b>  \$10.47 to \$23.11 Hourly rate
<u>Technical Certification, Certificate or Credential</u>  (1-2 Years)  <b>394 JOB</b>	<u>CDL Driver, Production Technician Equipment Operator, Welding Technician</u>  <b>333 JOB POSTINGS</b>  \$9.64 to \$29.42 Hourly rate	<u>Sales Assistant, Real Estate Broker</u>  <b>61 JOB POSTINGS</b>  \$9.30 to \$52.17 Hourly rate
<u>High School/GED</u>  <b>712 JOBS</b>	<u>Driver (non-CDL), Production Laborer, Production or Refinery Technician, Pump Operator, Radio Operator, Roustabout</u>  <b>653 JOB POSTINGS</b>  \$8.46 to \$37.11 Hourly rate	<u>Office Clerk, Receptionist</u>  <b>59 JOB POSTINGS</b>  \$8.60 to \$19.18 Hourly rate

### 2022 Q2 Summary

32,802 Total Jobs (all industries) from 6,408 Companies

**2,037 Energy Jobs by 55 Companies**

Job postings found at [www.kansasworks.com](http://www.kansasworks.com)


Wage Data found at [www.onetonline.org](http://www.onetonline.org)

Online comparison cost and earnings data from KS colleges and universities graduates at [www.ksdegreestats.org](http://www.ksdegreestats.org)

Additional Career Data at <https://www.kscareernav.gov>

# WIOA MONITORING SUMMARY REPORT

## LWDA IV FINANCIAL AND ADMINISTRATIVE OPERATIONS REVIEW

 <b>Healthcare Career Pathways</b> South Central Kansas April - June 2022			
<b>5,390</b> JOB POSTINGS	<b>DIRECT</b> <b>PATIENT CARE</b>	<b>DIAGNOSTIC</b> <b>&amp; THERAPEUTIC</b>	<b>ADMINISTRATIVE</b> <b>&amp; CORPORATE</b>
<a href="#">Doctoral or Professional Degree</a> (6+ years) <b>147 JOBS</b>	<a href="#">Physicians and Surgeons, Physical Therapists, Occupational Therapists, Audiologists, General Practitioners</a> <b>71 JOB POSTINGS</b> \$28.42 to \$90+ Hourly Rate	<a href="#">Dentists, Orthodontist, Pharmacists, Optometrists</a> <b>58 JOB POSTINGS</b> \$48.64 to \$72.59 Hourly Rate	<a href="#">Healthcare CEO/Administrator, Healthcare Lawyer</a> <b>18 JOB POSTINGS</b> \$24.88 to \$90+ Hourly Rate
<a href="#">Master Degree</a> (6+ years) <b>243 JOBS</b>	<a href="#">Nurse Practitioner, Occupational Therapist, Physician Assistant, Nurse Anesthetist, Speech-Language Pathologist</a> <b>114 JOB POSTINGS</b> \$31.19 to \$65.30 Hourly rate	<a href="#">Mental Health Counselor, Marriage and Family Therapist</a> <b>53 JOB POSTINGS</b> \$14.68 to \$39.40 Hourly Rate	<a href="#">Healthcare Social Worker, Medical Service Manager, Health Educator, Statistician</a> <b>76 JOB POSTINGS</b> \$23.67 to \$90+ Hourly Rate
<a href="#">Bachelor Degree</a> (4 years) <b>723 JOBS</b>	<a href="#">Nurse (BSN), Nurse Administrator</a> <b>467 JOB POSTINGS</b> \$20.04 to \$48.86 Hourly Rate	<a href="#">Medical/Clinical Laboratory Technicians, Dietitians and Nutritionists</a> <b>105 JOB POSTINGS</b> \$16.94 to \$38.92 Hourly Rate	<a href="#">Business Office Manager, Financial, Human Resources, Marketing, Systems Analysts</a> <b>151 JOB POSTINGS</b> \$29.47 to \$62.81 Hourly Rate
<a href="#">Associate Degree</a> (2 years) <b>816 JOBS</b>	<a href="#">Registered Nurse, Physical Therapy Assistant, Occupational Therapy Assistant, Respiratory Therapist, Sonographer, Cardiovascular Technician</a> <b>707 JOB POSTINGS</b> \$19.87 to \$36.81 Hourly Rate	<a href="#">Medical and Clinical Lab Assistant, Dental Hygienist, Radiology Technician</a> <b>38 JOB POSTINGS</b> \$17.45 to \$29.64 Hourly Rate	<a href="#">Medical Records and Health Information Technologist, Patient Liaison or Case Manager</a> <b>71 JOB POSTINGS</b> \$10.80 to \$23.87 Hourly Rate
<a href="#">Technical Certification, Certificate or Credential</a> (1-2 years) <b>1,064 JOBS</b>	<a href="#">Licensed Practical Nurse, Nursing Assistant, Emergency Medical Technician, Medical Assistant, Surgical Assistant</a> <b>611 JOB POSTINGS</b> \$9.32 to \$14.38 Hourly Rate	<a href="#">Dental Assistant, Phlebotomist, Home Health Aide</a> <b>213 JOB POSTINGS</b> \$14.13 to \$22.52 Hourly Rate	<a href="#">Medical Secretary, Medical Records Clerk</a> <b>240 JOB POSTINGS</b> \$9.90 to \$20.60 Hourly Rate
<a href="#">High School/GED</a> <b>2,397 JOBS</b>	<a href="#">Physical Therapy Aide, Patient Transporter, Emergency Room or Sterile Processing Technician</a> <b>1,895 JOB POSTINGS</b> \$8.13 to \$11.76 Hourly Rate	<a href="#">Pharmacy Clerk, Optician, Dietary Technician/Cook, Caregiver</a> <b>345 JOB POSTINGS</b> \$9.43 to \$18.62 Hourly Rate	<a href="#">Receptionist, Telephone Operator, Customer Service, Janitorial</a> <b>157 JOB POSTINGS</b> \$9.63 to \$22.01 Hourly Rate

### 2022 Q2 Summary

32,802 Total Jobs (all industries) from 6,408 Companies

**5,390 Healthcare Industry Jobs from 664 Companies**

Job postings found at [www.kansasworks.com](http://www.kansasworks.com)


Wage Data found at [www.onetonline.org](http://www.onetonline.org)

Online comparison cost and earnings data from KS colleges and universities graduates at [www.ksdegrestats.org](http://www.ksdegrestats.org)

Additional Career Data at <https://www.kscareernav.gov>

# WIOA MONITORING SUMMARY REPORT

## LWDA IV FINANCIAL AND ADMINISTRATIVE OPERATIONS REVIEW

 <b>Transportation &amp; Logistics Career Pathways</b> South Central Kansas April – June 2022			
<b>2,956</b> TOTAL JOBS POSTINGS	<b>PROCUREMENT &amp; SERVICE</b>	<b>TRANSPORTATION OPERATIONS</b>	<b>WAREHOUSING &amp; DISTRIBUTION</b>
<u>Bachelor Degree</u>  (4 years)  <b>329 JOBS</b>	<u>Buyer</u> <u>Logistics Specialists</u> <u>Purchasing Manager</u> <u>Sales Executives</u>  <b>194 JOB POSTINGS</b>  \$23.67 TO \$51.31 Hourly Rate	<u>Distribution Center Manager</u> <u>Supervisor Dispatcher</u> <u>Fleet Manager, Flight Instructors</u> <u>Operations Analyst</u> <u>Terminal Manager</u> <u>Traffic Manager</u>  <b>123 JOB POSTINGS</b>  \$19.18 TO \$49.70 Hourly Rate	<u>Operation Manager</u> <u>Sales Manager</u>  <b>12 JOB POSTINGS</b>  \$19.18 TO \$49.70 Hourly Rate
<u>Associate Degree, Technical Certificate or Credential</u>  (1-2 years)  <b>375 JOBS</b>	<u>Procurement Specialist, Procurement Clerk, Procurement Technician</u>  <b>22 JOB POSTINGS</b>  \$12.71 TO \$22.00 Hourly Rate	<u>Automotive Technician or Mechanics CDL Tractor – Trailer or Truck Driver, Diesel Mechanics, Pilot, Railroad Conductors</u>  <b>124 JOB POSTINGS</b>  \$17.19 TO \$35.35 Hourly Rate	<u>Inventory Supervisor</u> <u>Warehouse Supervisor</u>  <b>229 JOB POSTINGS</b>  \$19.18 TO \$49.70 Hourly Rate
<u>High School or GED</u>  <b>2,252 JOBS</b>	<u>Administrative Assistants</u> <u>Customers Service Representatives</u> <u>Office Assistants</u> <u>Sales Specialists</u>  <b>103 JOB POSTINGS</b>  \$7.93 TO \$18.15 Hourly Rate	<u>Airfield Operations Specialists</u> <u>Bus Driver</u> <u>Couriers</u> <u>Delivery Driver</u> <u>Dispatchers</u> <u>Dock Supervisors</u> <u>Operations Clerks</u>  <b>1,395 JOB POSTINGS</b>  \$7.93 TO \$18.15 Hourly Rate	<u>Forklift Driver</u> <u>Order Clerks</u> <u>Shipping and Receiving Clerk</u> <u>Warehouse Clerk</u>  <b>754 JOB POSTINGS</b>  \$8.06 TO \$18.51 Hourly Rate

### 2022 Q2 Summary

32,802 Total Jobs (all industries) from 6,408 Companies

**2,956 Transportation and Logistics Jobs by 295 Companies**

Jobs postings found at [www.kansasworks.com](http://www.kansasworks.com)

Wage Data found at [www.onetonline.org](http://www.onetonline.org)

Online comparison cost and earnings data from KS colleges and universities graduates at [www.ksdegreestats.org](http://www.ksdegreestats.org)

Additional Career Data at <https://www.kscareernav.gov>

# WIOA MONITORING SUMMARY REPORT

## LWDA IV FINANCIAL AND ADMINISTRATIVE OPERATIONS REVIEW

 <b>Manufacturing Career Pathway</b> Advanced Manufacturing & Materials, Aerospace South Central Kansas April – June 2022 				
<b>4,975</b> TOTAL JOBS	<b>PRODUCTION</b>	<b>QUALITY ASSURANCE</b>	<b>MAINTENANCE</b>	<b>ADMINISTRATIVE &amp; CORPORATE</b>
<a href="#">Graduate or Post Graduate</a> (4+ years) <b>173 JOBS</b>	<a href="#">Research and Development Senior Engineer</a> <b>80 JOB POSTINGS</b> \$23.67 TO \$51.31 Hourly Rate	<a href="#">Research and Development Senior Engineer</a> <b>63 JOB POSTINGS</b> \$25.54 TO \$69.57 Hourly Rate	<a href="#">Senior Engineer, Robotics Engineer</a> <b>16 JOB POSTINGS</b> \$25.00 TO \$72.52 Hourly Rate	<a href="#">Attorney Executive (CEO/VP)</a> <b>14 JOB POSTINGS</b> \$23.67 to \$90+ Hourly Rate
<a href="#">Bachelor Degree</a> (4 years) <b>1,415 JOBS</b>	<a href="#">Engineer, Plant Manager</a> <b>270 JOB POSTINGS</b> \$23.67 TO \$51.31 Hourly Rate	<a href="#">Supply Chain Manager, Plant Manager</a> <b>227 JOB POSTINGS</b> \$21.40 TO \$65.31 Hourly Rate	<a href="#">Operations Manager, Industrial Automation Engineer</a> <b>440 JOB POSTINGS</b> \$19.18 TO \$49.70 Hourly Rate	<a href="#">Accountant, Analyst, Financial, Human Resources, Marketing, Sales Executive, Supply Chain</a> <b>478 JOB POSTINGS</b> \$29.47 to \$62.81 Hourly Rate
<a href="#">Associate Degree</a> (2 years) <b>268 JOBS</b>	<a href="#">Production Technician, Junior Engineer, Engineer Technician, Drafter, Production, Assembly Lead, Machine Operator, CNC Technician or Programmer, Machinist, Supply Chain, Production Control</a> <b>96 JOB POSTINGS</b> \$12.13 TO \$29.47 Hourly Rate	<a href="#">Production or Assembly Lead, Quality Technician, Electrical Technician, Inspector, Supply Chain, Production Control</a> <b>49 JOB POSTINGS</b> \$17.19 TO \$35.35 Hourly Rate	<a href="#">Production Technician, Junior Engineer, Engineer Technician, Automation Technician, Industrial Maintenance Technician (non-janitorial)</a> <b>82 JOB POSTINGS</b> \$16.97 TO \$36.38 Hourly Rate	<a href="#">Accounting Clerk, Contract Assistant, Payroll Clerk, Safety Coordinator</a> <b>41 JOB POSTINGS</b> \$10.80 to \$23.87 Hourly Rate
<a href="#">Technical Certification, Certificate, Credential</a> (1-2 years) <b>1,895 JOBS</b>	<a href="#">Advanced Production, Welder, Machine Tending, Material Handling, Forklift Driver</a> <b>896 JOB POSTINGS</b> \$9.37 TO \$22.55 Hourly Rate	<a href="#">Inventory Planner, Quality Assurance Technician</a> <b>302 JOB POSTINGS</b> \$9.37 TO \$20.09 Hourly Rate	<a href="#">Airframe and Powerplant Mechanic, Maintenance (non-janitorial), Welder</a> <b>613 JOB POSTINGS</b> \$15.19 TO \$32.17 Hourly Rate	<a href="#">Customer Service, Sales Assistant</a> <b>84 JOB POSTINGS</b> \$9.90 to \$20.60 Hourly Rate
<a href="#">High School or GED</a> <b>1,224 JOBS</b>	<a href="#">Production/Assembly, Shipping/Receiving</a> <b>646 JOB POSTINGS</b> \$8.58 TO \$20.09 Hourly Rate	<a href="#">Inventory Clerk</a> <b>163 JOB POSTINGS</b> \$7.93 TO \$18.15 Hourly Rate	<a href="#">Janitorial, Light Maintenance (non-janitorial)</a> <b>286 JOB POSTINGS</b> \$8.06 TO \$18.51 Hourly Rate	<a href="#">Office Clerk, Receptionist, Telephone Operator</a> <b>129 JOB POSTINGS</b> \$9.63 to \$22.01 Hourly Rate

### 2022 Q2 Summary

32,802 Total Jobs (all industries) from 6,408 Companies

**4,975 Manufacturing Industry Jobs from 482 Companies**

Jobs postings found at [www.kansasworks.com](http://www.kansasworks.com) Wage Data found at [www.onetonline.org](http://www.onetonline.org)

Online comparison cost and earnings data from KS colleges and universities graduates at [www.ksdegreestats.org](http://www.ksdegreestats.org)

Additional Career Data at <https://www.kscareernav.gov>



*Serving Employers and Job Seekers in  
Butler, Cowley, Harper, Kingman, Sedgwick & Sumner Counties*

July 27, 2023

John Ybarra and Trent Howerton  
Kansas Department of Commerce  
1000 SW Jackson, Suite 1000  
Topeka, KS 66612-1354

RE: LWDA IV Financial and Administrative Operations Review

Dear Mr. Ybarra and Mr. Howerton:

The Workforce Alliance of South Central Kansas (WA) is responding to the six findings identified in the Financial and Administrative Operations Review published on June 30, 2023.

**#1- Comprehensive American Job Center (AJC) Certification.** The WA submitted new MOU's to USDOL in June 2023 to resolve this finding. WA heard from USDOL in July 2023 and WA is completing a new chart of services to accompany the MOU that should resolve the finding and the AJC Certification should be achieved at that point.

**#2-Memorandums of Understanding.** The WA has revised the MOU's as noted above, and is under the impression based on USDOL interaction in July 2023 this issue has been resolved. Once WA gets that requested chart, noted in #1 above, submitted and approved by USDOL WA believes this finding will be resolved.

**#3- One Entity performing Multiple Roles in the Absence of Required Agreements.** The WA created a fire wall and internal control agreement, and it was approved by Kansas Department of Commerce (KDC), Local Workforce Development Board (LWDB), and the Chief Elected Officials Board (COEB). USDOL reviewed this agreement in 2021 and requested changes that were approved by KDC, LWDB, and CEOB in 2022 and put in place. USDOL requested further changes in July 2023, and the WA is working on finalizing this agreement with a target to have all parties agree and provide it to USDOL by the end of August 2023.

**#4- LWDB Monitoring and Oversight.** The WA is not going to renew the current outside monitoring agreement after the current program monitoring engagement is complete in December 2023. The WA plans to release a new RFP to expand the scope of services to include more than program services. WA plans to release the RFP in December 2023 with a target of April 1, 2024 for a new contract to be in place.



*Serving Employers and Job Seekers in  
Butler, Cowley, Harper, Kingman, Sedgwick & Sumner Counties*

**#5- Subrecipient and Contractor Determination.** The WA is currently reviewing the current One Stop Operator Agreement and will prepare a contract amendment to determine the One Stop Operator as a subrecipient, and include compliance clauses required of a subrecipient. Target is to have the contract amendment in place by October 1, 2023.

**#6- Subrecipient Audit Resolution Policies and Procedures.** The WA currently collects subrecipient's A-133 or program audits as required. WA reviews those for compliance and files the audits with the contracts. To date; none of the audits have identified any compliance issues with any of the program operations that have been subawarded by WA. WA will modify its monitoring policy to include a section on audit resolution for subrecipients. WA is currently reviewing other state's/LWDB subrecipient monitoring policies/procedures/forms to update our current policies and to develop new forms and processes.

Sincerely

A handwritten signature in blue ink that reads "Keith Lawing".

Keith Lawing  
President and CEO



**Workforce Alliance of South Central Kansas, Inc.**

**Wichita, Kansas**

**Report on Agreed-Upon Procedures**

**July – December 2022**



**Workforce Alliance of South Central Kansas, Inc.**

**Wichita, Kansas**

**Report on Agreed-Upon Procedures**

**July – December 2022**

## Independent Accountant's Report

To Management  
Workforce Alliance of South Central Kansas, Inc.

We have performed the procedures enumerated in the attached report, on the delivery of job seeker/participant services in accordance with the Comprehensive Monitoring Guide (CMG) Objective 1.E. for the period of July through December 2022. Workforce Alliance of South Central Kansas, Inc.'s management is responsible for the delivery of job seeker/participant services in accordance with the Comprehensive Monitoring Guide (CMG) Objective 1.E. for the period of July through December 2022.

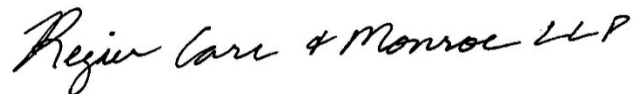
Workforce Alliance of South Central Kansas, Inc. (Organization) has agreed to and acknowledged that the procedures performed are appropriate to meet the intended purpose of the delivery of job seeker/participant services in accordance with the Comprehensive Monitoring Guide (CMG) Objective 1.E. This report may not be suitable for any other purpose. The procedures performed may not address all the items of interest to a user of this report and may not meet the needs of all users of this report and, as such, users are responsible for determining whether the procedures performed are appropriate for their purposes.

Our procedures and associated findings are described in the attached report.

We were engaged by Workforce Alliance of South Central Kansas, Inc. to perform this agreed-upon procedures engagement and conducted our engagement in accordance with attestation standards established by the AICPA. We were not engaged to and did not conduct an examination or review, the objective of which would be the expression of an opinion or conclusion, respectively, on the delivery of job seeker/participant services in accordance with the Comprehensive Monitoring Guide (CMG) Objective 1.E for the six-month period ended December 31, 2022. Accordingly, we do not express such an opinion or conclusion. Had we performed additional procedures, other matters might have come to our attention that would have been reported to you.

We are required to be independent of Workforce Alliance of South Central Kansas, Inc. and to meet our other ethical responsibilities, in accordance with the relevant ethical requirements related to our agreed-upon procedures engagement.

This report is intended solely for the information and use of management of Workforce Alliance of South Central Kansas, Inc. and is not intended to be and should not be used by anyone other than these specified parties.



June 28, 2023  
Wichita, Kansas

**Supplemental to Report on Agreed Upon Procedures  
Workforce Alliance of South Central Kansas, Inc.  
Agreed Upon Procedures and Findings**

**Indicator 1.e.1: Service Delivery**

1. We read program literature to determine what services are available and relevant referral methods. Some of the more prominent information read in relation to the applicable programs included the following:
  - Training and Employment Guidance Letters (TEGL) 03-15 & 19-16
  - Career Center Services / Apprenticeship / WORKReady! Brochures & Flyers
  - Path to Employment Success Flyer
  - Levels of Service Protocol
  - Referral to Other Programs/Partner Referral Protocol
  - Tracking Partner Referrals Protocol
  - Partner Referral Guidelines
  - Basic Career Services – Business Team Referral
  - Program Quick Reference Guide
  
2. We inquired of program staff/case manager of how they ensure the full range of services are offered to clients.

A staff member was interviewed that is currently working on the One Workforce Grant. However, the staff member had previously worked in the adult and dislocated program and appeared knowledgeable of programs and procedures. Staff discussed the career center and the respective services offered as they strive to be a one stop shop for client's needs. Staff was aware of the steps required to be referred to the adult and dislocated worker program. During basic career services interview, a staff member was knowledgeable about meeting client's needs and finding out what clients need assistance with.

3. We performed a walkthrough of the customer flow to verify that the process promotes access to the full array of services available through the grant. We determined if walkthrough procedures are consistent with personnel responses and policies and procedures.

We discussed the customer flow with a staff member for the adult and dislocated worker program. Staff member was knowledgeable about the flow of the program. Staff was aware of the different elements required for each category such as priority of service, eligibility, assessments, participant service plan, supportive services, training, placement and follow up. For basic career services, a staff member was knowledgeable about the flow of the program and was aware of the different services offered.

**Indicator 1.e.2: Priority of Service**

4. We read program literature to determine priority of service and how priority populations were established and obtained a listing of the priority service populations which were consistent with the policies and procedures. Some of the more prominent information read in relation to the applicable programs included the following:
  - Training and Employment Guidance Letters (TEGL) 19-16
  - Priority of Service for Veterans and Eligible Spouses Protocol
  - Priority of Service for Veterans and Eligible Spouses Policy
  - Priority of Service Policy
  - Priority of Service Supporting Documentation Protocol
  - Adult Program Priority of Service Verification Forms

**Supplemental to Report on Agreed Upon Procedures  
Workforce Alliance of South Central Kansas, Inc.  
Agreed Upon Procedures and Findings**

**Indicator 1.e.2: Priority of Service (Continued)**

5. We interviewed program staff/case manager to determine how priority service populations are served.

Both staff members appeared knowledgeable of programs and procedures. One staff was knowledgeable about the priority of services and identified potential barriers and priority service criteria during intake/interview process given current requirements for the adult and dislocated worker program. Another staff member was knowledgeable of the center’s priority of service and mentioned the Program Quick Reference Guide that is used as a reference.

6. We calculated the percentages of the populations served below based on reports generated by the Organization of all participants served during July through December 2022 under the Adult and Dislocated Worker programs. Some clients meet multiple priority of services, so each priority is compared to the total served individually and not in the aggregate.

Priority of Service	Adult		Dislocated Worker		Total	
	Served	% Served	Served	% Served	Served	% Served
Total Served	523	100%	541	100%	1064	100%
Eligible Veterans	24	5%	33	6%	57	5%
Individuals with a Disability	99	19%	24	4%	123	12%
Incumbent Workers	0	0%	0	0%	0	0%
Unemployed Individuals	393	75%	523	97%	916	86%
Employment Barriers:						
Displaced Homemakers	0	0%	0	0%	0	0%
Low-Income Individuals	357	68%	199	37%	556	52%
Older individuals	229	44%	54	10%	283	27%
Ex-offenders	74	14%	56	10%	130	12%
Homeless individuals or runaway youth	18	3%	2	0%	20	2%
Current or former foster care youth	0	0%	0	0%	0	0%
English language learners, individuals with low levels of literacy or facing substantial cultural barriers	89	17%	15	3%	104	10%
Eligible migrant and seasonal farmworkers	0	0%	0	0%	0	0%
Exhausting TANF within 2 years (Part A Title IV of the Social Security Act)	2	0%	4	1%	6	1%
Single parents (Including single pregnant women)	64	12%	94	17%	158	15%
Long-term unemployed (27 or more consecutive weeks)	171	33%	135	25%	306	29%

**Indicator 1.e.3: Eligibility**

7. We read the eligibility requirements, including the data collection requirements, outlined in the Funding Opportunity Announcement (FOA) and grant terms and conditions as well as the Organization's policies and protocols related to eligibility.
8. We interviewed program staff/case manager to determine how each eligibility requirement is documented.

Staff appeared knowledgeable of programs, procedures, and requirements for each program. The Organization provided documents are maintained electronically and no paper files are used. We also interviewed staff in basic career services. Staff were knowledgeable when given different scenarios of when Basic Career Service Eligibility (BCSE) must be done and what services can be provided without doing BCSE.

**Supplemental to Report on Agreed Upon Procedures  
Workforce Alliance of South Central Kansas, Inc.  
Agreed Upon Procedures and Findings**

**Indicator 1.e.3: Eligibility (Continued)**

9. We selected a sample of the case management services to view participant files and verify the following:
  - a. Required documentation has been maintained in the participant file.
  - b. Eligibility determination is reasonable based on the information in the participant file.
  - c. Eligibility is verified prior to providing services.

From the sample of 15 case files:

- Twelve clients were enrolled in the JVSG services and had the proper documentation in the participant file, eligibility was reasonable, and verified prior to providing services.
- One client was provided with services that only required BCSE, and BCSE was done prior to providing services.
- Two clients were enrolled in the other programs. Eligibility was determined through the other program.

**Indicator 1.e.4: Assessments**

10. We interviewed program staff/case manager to determine how each assessment is performed and the impact of the participant service plan.

Staff discussed the requirements such as the training programs that clients are interested in must be a match on the My Next Move and the wage through O\*NET needs to be a self-sufficient wage for the client's family. Staff was knowledgeable about having to complete through level 4 with an 80% of the Workkeys Curriculum or earn a Silver WorkKey Certificate. Staff was knowledgeable on how to help the client register for assessments.

11. We viewed a sample of case files and verified assessments gauge participant capacity/aptitude and identified participant skills/interests.

Of the 15 case files, 12 clients were enrolled in the JVSG services and had the proper comprehensive assessment worksheet and veteran intensive services customer statement. Three clients did not have services that required assessments to be done.

12. We viewed a sample of case files to determine if the assessment process is effective in matching participants with appropriate service options to achieve desired outcomes.

Of the 15 case files, 12 clients were enrolled in the JVSG services and had the proper comprehensive assessment worksheet and veteran intensive services customer statement. Three clients did not have services that required assessments to be done.

**Indicator 1.e.5: Participant Service Plan**

13. We read program literature and determined if a service plan was created for all participants, if the service plan was updated periodically for progress, and if written procedures addressed modifications.

**Supplemental to Report on Agreed Upon Procedures  
Workforce Alliance of South Central Kansas, Inc.  
Agreed Upon Procedures and Findings**

**Indicator 1.e.5: Participant Service Plan (Continued)**

14. We interviewed staff/case manager to determine whether participants were involved in developing their own service plan and to what extent the service plan is used to guide services.

Staff was aware of the policies/protocol that IEPs are required when clients are pursuing training opportunities. Clients participate in the creating the IEP's during an interview process. Staff address any barriers with the clients as necessary, and IEP's must be updated at least every 6 months.

15. Interview sample of participants to determine if they participated in developing their IEP, if they are aware of their employment goals, and how the service plan can help them reach those goals.

As stated in #16 below, of the 15 sampled case files, 14 clients had an IEP completed. We attempted to contact all 14 clients by phone to ask them the questions above. Nine clients did not answer, a voicemail was left or there was no option to leave a message. Five clients remember creating and helping with the IEP but didn't use the IEP after they signed it. The 5 clients contacted were happy with the services received.

16. We selected a statistically relevant sample of the case management services to view participant files and verify the following:

- a. Participant service plans were included in the participant file
- b. The participant service plan reflected the needs identified through the assessment process.
- c. The assessment was discussed with the participant and was involved with developing the participant service plan.
- d. The participant service plan included both short-term and long-term goals.
- e. The goals align with the participant performance outcomes identified in the grant (i.e., employed, measurable skills gain, employment retention, credential attainment).
- f. The case notes document that there is ongoing contact between the case manager and the participant, that the participant's progress is being tracked, and that the service plan is updated when any change in circumstances, goals, or planned activities and services occurs.
- g. Any extended lapses in service are explained.

Of the 15 case files, 1 client did not require an IEP. Twelve clients satisfied all the above criteria through the JVSG program. Two clients were enrolled in the RESEA program and satisfied all the above criteria.

**Indicator 1.e.6: Supportive Services**

17. We read program literature and determined supportive services are an allowable cost and how the Organization worked with partners to provide those services. Some of the more prominent information read in relation to the applicable services included the following:

- Adult Supportive Services Policy
- Adult Needs Related Payments Policy
- Dislocated Worker Supportive Services Policy
- Dislocated Worker Needs Related Payments Policy
- Supportive Service Protocol
- Budget Creation Modification and Deobligation Protocol

**Supplemental to Report on Agreed Upon Procedures  
Workforce Alliance of South Central Kansas, Inc.  
Agreed Upon Procedures and Findings**

**Indicator 1.e.6: Supportive Services (Continued)**

18. We selected a sample of the case management services to view participant files and verify the following:
- a. Participants who need supportive services were being offered services.
  - b. Supportive services that were provided were done in accordance with FOA guidance and the grant recipient's policies and procedures.
  - c. The case notes and participant files identify the barriers that may prevent the participant from participating in and successfully completing the service plan.
  - d. Evidence that supportive services were provided in accordance with both the plan and the grant recipient's policies and procedures.

Of the 15 case files, 14 clients did not need nor receive supportive services. One client received supportive services through the OKEP program.

**Indicator 1.e.7: Training Services**

19. We read program literature governing training services and obtained an understanding of how the training services are determined, provided, and utilized to meet participant goals. Some of the more prominent information read in relation to the applicable services included the following:
- WIOA Work Based Training Policy
  - Adult and Dislocated Worker Training Policy
  - Adult and Dislocated Worker Transitional Jobs Policy
  - Training Protocol

20. We interviewed program staff/case manager to determine how training determinations are made.

Staff was knowledgeable of the requirements before a client enters training. Staff mentioned clients usually come to them with an idea of what kind of training they want to pursue. If a client does not complete training, books and/or tools should be returned. Staff was knowledgeable about the maximum limits for each program.

21. We selected a sample of the case management services to view participant files and verify the following:
- a. Participants are involved in training program selection.
  - b. Training is appropriate for the participant to meet employment goals.
  - c. Training is being completed timely and delays are explained.

Of the 15 case files, 14 clients did not receive training services. One client received training services through the One Workforce Grant and items a-c listed above were followed.

**Indicator 1.e.8: Placement**

22. We read program literature to determine employment placement requirements and goals.

23. We interviewed program staff/case manager to determine employment placement strategy.

Staff appeared knowledgeable of programs and procedures. Staff encourage clients to look at job availability prior to training. Towards the end of training, staff assist with resume tailoring and job searches for clients to obtain desired placement. They work with the BSR team to help clients find a job.



**Supplemental to Report on Agreed Upon Procedures  
Workforce Alliance of South Central Kansas, Inc.  
Agreed Upon Procedures and Findings**

**Indicator 1.e.9: Follow-up Services**

24. We read program literature to determine the extent of follow up procedures. Some of the more prominent information read in relation to the applicable services included the following:
- WIOA Adult and Dislocated Worker Follow-up Protocol
  - Contact Protocol for Case Manage Customers
  - Closure of Services Protocol - Case Manager to Exit Specialist
25. We interviewed program staff/case manager to verify if the extent of follow up procedures is consistent with policies.

Staff interviewed knew that follow-up should occur. Staff was knowledgeable that follow up services should occur once every 90 days for a year after training completion. Clients can refuse this service. Staff track follow-up services within the case notes.

26. We selected a statistically relevant sample of the case management services to view participant files and verify documentation of the follow-up procedures is consistent with policies.

Of the 15 case files, 10 clients did not require follow up services. Five clients were enrolled in the JVSG program and received follow up services according to the program policy.

**Basic Career Services**

27. We performed walkthroughs of procedures for basic career services by selecting a statistically relevant sample of the basic career services to view participant files and verified the following:
- a. Required documentation has been maintained in the participant file.
  - b. Eligibility determination is reasonable based on the information in the participant file.
  - c. Eligibility is verified prior to providing services

From the sample of 25 case files, 8 clients had items a-c followed. The remaining 17 clients are described as follows:

- Ten clients were enrolled in the RESEA (My Re-employment) Program which is not part of this agreed upon procedures engagement. However, of the 10 clients in the RESEA program, 10 clients met the requirements for eligibility of BCSE.
- Three clients were enrolled in the JVSG program and self-attested to being eligible. Therefore, BCSE was not required.
- One client was enrolled in the Youth WIOA program which is not part of this agreed upon procedures engagement.
- One client did not know their social security number but required BCSE to be done. The Workforce Professional still provided services without doing BCSE as required.
- No case notes were available for a client that had come in for Workforce Information Services and WorkKeys.
- One client had a follow up meeting scheduled but no further notes were available on that client.

**Supplemental to Report on Agreed Upon Procedures  
Workforce Alliance of South Central Kansas, Inc.  
Agreed Upon Procedures and Findings**

28. We selected a statistically relevant sample of the basic career services to view participant files and verify the following:
- d. Participant service plans were included in the participant file
  - e. The participant service plan reflected the needs identified through the assessment process.
  - f. The assessment was discussed with the participant and was involved with developing the participant service plan.
  - g. The participant service plan included both short-term and long-term goals.
  - h. The goals align with the participant performance outcomes identified in the grant (i.e., employed, measurable skills gain, employment retention, credential attainment).
  - i. The case notes document that there is ongoing contact between the case manager and the participant, that the participant's progress is being tracked, and that the service plan is updated when any change in circumstances, goals, or planned activities and services occurs.
  - j. Any extended lapses in service are explained.

Of the 25 case files, 11 clients did not require an IEP. One client satisfied all of the above criteria. Ten clients were enrolled in the RESEA (My Re-employment) Program which is not part of this agreed upon procedures engagement. However, of the 10 clients in the RESEA program, 10 clients satisfied all of the above criteria. Three clients were enrolled in the JVSG program; an IEP was not required.

**Internal Monitor**

29. We viewed the internal monitoring workpapers and reperformed certain procedures to ensure consistency with the internal monitoring reports.

Due to the type of internal monitoring report being done currently, this procedure was not done for this particular Agreed Upon Procedures.

**Follow up**

30. We followed up and viewed actions taken on the previous monitoring report.

Due to the type of internal monitoring report being done currently, this procedure was not done for this particular Agreed Upon Procedures.

---

<b>EL DORADO</b>	117 W. CENTRAL AVE.	EL DORADO, KS 67042-2105	316-321-1150
<b>TUCSON</b>	4801 E. BROADWAY BLVD., STE. 501	TUCSON, AZ 85711-3648	520-624-8229
<b>TULSA</b>	4200 E. SKELLY DR., STE. 560	TULSA, OK 74135-3209	918-271-5400
<b>WAGONER</b>	509 S. MCQUARRIE AVE.	WAGONER, OK 74467-6223	918-485-5531
<b>WICHITA</b>	300 W. DOUGLAS AVE., STE. 900	WICHITA, KS 67202-2994	316-264-2335



August 4, 2023

Keith Lawing, CEO  
Workforce Alliance of South-Central Kansas  
New Leaf Plaza  
2021 North Amidon Avenue #1100  
Wichita, KS 67203

**SENT VIA EMAIL: [klawing@workforce-ks.com](mailto:klawing@workforce-ks.com)**

**RE: Virtual Fiscal, Program, and EO/CRC Monitoring of Contract(s) #  
Pathway Home Grant Program WA-PE-35039-20-60-A-55  
Career Dislocated Worker Grant Program WA-DW-37016-21-60-A-55**

This letter will document the conclusion of our Virtual monitoring of Workforce Alliance of South-Central Kansas on May 9<sup>th</sup> 2023 to verify compliance with regards to our subrecipient contracts with the Department of Labor; and that the data submitted to Midwest Urban Strategies (MUS) has the sufficient, required, supporting documentation. While this monitoring took place months ago, we have included a review of where WA was at the end of March 2023. Significant progress has been made since the time of this monitoring. We apologize upfront for the lagging response on this monitoring.

The results of our review are enclosed. It consists of a Visit Summary, Findings, Areas of Concern, and Comments. This report reflects conditions that existed as of the close of our review and may not necessarily reflect changes made after our visit. You are required to respond to any Findings and Areas of Concern within (30) calendar days of the date of this letter, unless otherwise indicated. If you believe that the report contains any factual inaccuracies, please include this in your response. Midwest Urban Strategies appreciates WA's time and cooperation in completing our review. For any questions or concerns regarding this report, please feel free to contact myself, Elizabeth Tyson-Jankowski or Robyn Minton Holmes.

Sincerely,

Elizabeth Tyson-Jankowski  
Government & Non-Profit Services Manager; A&O CPA's

CC: Tracey Carey, MUS Executive Director  
Robyn Minton Holmes, MUS  
Teresa Devcic, A&O CPAs  
Denise Houston, WA  
Chad Pettera, WA

## **SCOPE OF THE VISIT**

Annual onsite monitoring is an important activity in the management of federally funded programs. The purpose of our review was to evaluate the Fiscal, Program, and Equal Opportunity administration of the grants, in which WA has been subcontracted, in order to determine if the programs are operating in compliance with the contracts, and with State and Federal regulations in a manner that will ensure achievement of the grant goals and outcomes. This visit also may identify administrative areas that need attention, and note any assistance needs or system development needs.

The virtual visit was conducted on May 9th, 2023. Your monitors were Elizabeth Tyson-Jankowski & Robyn Minton Holmes. The closing conference was conducted at the end of your visit, by Elizabeth Tyson-Jankowski with Chad Pettera of WA.

<b>Pathway Home Grant Program WA-PE-35039-20-60-A-55</b>		
<b>FINDINGS</b>	<b>AREA OF CONCERN</b>	<b>NOTES/ COMMENTS</b>
1	0	1

<b>Career Dislocated Worker Grant Program WA-DW-37016-21-60-A-55</b>		
<b>FINDINGS</b>	<b>AREA OF CONCERN</b>	<b>NOTES/ COMMENTS</b>
4	4	4

## **TERMINOLOGY**

- A **Finding** is an identification of a specific Federal or State policy or procedure which the agency has failed to comply with and it is serious enough to require immediate corrective action. A finding is followed by a **Required Action** in addressing the violation. It is Midwest Urban Strategies expectation that WA would develop corrective action plans as appropriate.
- An **Area of Concern** is an area needing improvement in administrative or management practices that do not represent instances of severe or intentional non-compliance, but if not addressed, could become compliance problems in the future. Areas of Concern are followed by **Recommendations or Required Actions** which are action steps for WA's consideration that in MUS's opinion is either required to be altered or would improve the practices of the subrecipient.
- **Notes/Comments** are areas identified during the visit that, in the monitor's opinion, should be reviewed by WA's management to determine if changes may be required. They are usually areas that are known, or addressed, verbally before or during the on-site review and may require additional follow up.

## **PATHWAY HOME 1: Program Review**

Workforce Alliance of South Central Kansas (WA) is a subrecipient on the Pathway Home 1 grant received by Midwest Urban Strategies (MUS).

**Number of participants to be served:** 100 returning citizens

**Dates:** 7/1/2020-12/31/2023 (revised to include a one-year period of performance: 7/1/2020 – 12/31/2024)

The period of performance is 42 months with an anticipated start date of July 1, 2020. These grants will have a 6-month planning period, 24-month period of employment and training services, and 12 months of follow-up services.

*Note: MUS solicited to DOL and was approved 2 delay of performance starts due to COVID-19 pandemic. First submission was approved for April 1, 2021 performance start. Second submission was approved for July 1, 2021. Performance start for MUS is July 1, 2021. MUS also was granted a No Cost of Extension for one year.*

**Program Purpose:** Access to employment is one of the social determinants of health and a predictor of abstinence from recidivating. Many WDBs serve returning citizens through their American Job Center networks but those services are not coordinated with the corrections system to ensure a seamless process that connects this population to managed care that helps to prevent them from recidivating. This request will bring the corrections system formally together with the workforce system to coordinate resources and connect incarcerated individuals with services and supports pre-release.

The relationships established through pre-release services will be carried through to the post-release environment. Participants will be paired with a case manager during the pre-release portion of their programming. The case manager will remain attached to that participant for the duration of their engagement in the program. The period of service delivery will begin at least two weeks pre-release, with a preference to begin at 180 days pre-release, and will follow the participant post-release through training, placement in employment, and retention. This follow-up period will last for at least 12 months post-release.

Participants will be assessed pre-release and an Individual Employment Plan will be developed to act as a blueprint for the types of supportive and training services to which the individual will be connected to help them successfully reintegrate. This plan will be reviewed prior to release and revisited between the case manager and the participant no less than every quarter. Individuals will benefit from vocational and occupational training in driver industries with a focus on each region's high priority occupations.

Participants exiting the facility without employment may be offered a weekly stipend to assist their financial stability while completing necessary training and credentialing programs. Eligible participants may also be co-enrolled in WIOA Title 1, SNAP E&T and other relevant programs that provide additional resources to cover the costs of programming. All participants will have access to the network of American Job Centers to assist with job search and work readiness.

**Performance Chart:**

<b>WA Pathway Home Progress</b>	<b>Goal Total</b>	<b>Actual Performance</b>	<b>% Achieved</b>
<b>Enrollment to Career Services</b>	100	101	101%
<b>Enrollment to Training</b>	60	29	48%
<b>Credential Attainment (60%)</b>	36	6	17%
<b>Employment</b>	56	26	46%
<b>Median Earnings</b>	\$11.10		
<b>Recidivism Rate for State</b>	35.08%		
<b>Recidivism Rate Facility (2% less than 35.08%)</b>	< or = 33.08%		

**Analysis** – Data for the quarter that ended 3/31/2023 reflects that the WA has exceeded enrollment performance outcomes. Enrollments in training and credential attainment are significantly off track given we are 59% into the life of the grant. The low performance is discussed in detail in Finding 1.

**Financial Chart:**

WA Pathway Home Progress (Jan 2021 – March 2023)	Approved Budget	Expended	Budgeted Cost per Participant	Expended per Participant
<b>Total Contract</b>	\$916,657	\$476,608.21	\$9,166.57	\$7,008.94

As of the end of March 2023 the life of the grant is at 59% and the fiscal usage is at 52%.

**Analysis** – The WA expenditure rate as of 3/31/2023 is on track.

We have the following Comment(s) for consideration:

**Comment #1:** The form used by the WA staff to review eligibility requirements and the form used to gather customer statements are excellent. Both forms stand as a model for use with a re-entry customer seeking work development services.

**Finding #1: Low Performance on Pathway Home 1**

The grant is not meeting some of the key performance goals. WA has enrolled 98 participants as of 3/31/2023 out of the overall goal of 100 (98 percent). Enrollments into training, credential attainment, and employment achievement are significantly off track. Total grant expenditures as of 3/31/23 are \$476,608.21 or 52% of the total funds awarded. The grant agreement establishes the performance goals for the grant and formalizes them in the terms and conditions of the grant. It is the responsibility of the grant recipient to ensure that the goals are met. The subrecipient's performance and expenditure issues are caused by the following factors:

- WA is not using the full array of training services available under the grant. They have not used On-the-Job training (OJT) or any other work-based learning services in large scale, despite it being a permissible service under the grant.

**Corrective Action:** The subrecipient has already submitted a corrective action plan; however, that plan does not include a work-based learning approach. The subrecipient must revise the existing plan in response to this report.

**CAREER – DWG: Program Review**

Workforce Alliance of South Central Kansas (WA) is a subrecipient on the CAREERS - DWG grant received by Midwest Urban Strategies (MUS).

**Number of participants to be served:** 200 eligible dislocated workers from marginalized populations who are long-term unemployed (where possible)

**Dates:** 9/23/21-9/24/2023

The period of performance is 24 months with an anticipated start date of September 23, 2021. These grants will have a 6-month planning period, and a 24-month period of employment and training services.

**Program Purpose (From the Notice of Award):**

*Objective 1: Provide career and training activities for participants, including staff- assisted career services and appropriate supportive services, focused on reemployment.*

Midwest Urban Strategies' CAREER Dislocated Worker Grant Program (DWG) will prepare 600 eligible individuals with a primary focus on historically marginalized communities. The most economically marginalized residents of these communities are African Americans, Native Americans and Latinos who experience deeply entrenched poverty. Across the Midwest, people effected by poverty experience poorer health, more crime, more illiteracy, and greater unemployment than individuals not experiencing poverty. The effects of poverty can be interrupted when individuals are provided the tools and resources to rise above it. This most often manifests through education and training that leads to better employment (higher wages, access to benefits, more reliable schedules, access to reliable childcare, etc.) Employers in our region are struggling to find qualified workers to fill their vacancies. By tactically investing resources to train and prepare residents from these marginalized communities, we will help employers build their talent pipelines and assist residents to break the cycles of generational poverty.

Through this CAREER DWG award, the public workforce system will increase its ability to invest resources to assist individuals to gain the skills and knowledge they need to become competitive in the labor market. The services provided will include Career Services, Training Services, Support Services, and Subsidized Employment.

Training will include short term skills training, on the job training, just in time training, and on the job learning as part of an apprenticeship strategy. Training will be structured to include in person and virtual. Employers will be actively engaged in designing, vetting, and coordinating the training programs to ensure that it results in placement in employment.

WDBs will facilitate job/employment fairs to connect prepared job seekers to hiring opportunities. Employers will be supported to integrate strategies such as upskilling of existing workers and backfilling with new, trained workers.

In addition to training, as a local system convener, WDBs will coordinate the necessary supportive services such as childcare and access to reliable transportation that are necessary to assist participants to successfully begin and complete training and advising services. Individuals will have the opportunity to participate in subsidized employment to bring resources into their household as they prepare for a new career or job opportunity.

These services listed are the traditional services that workforce boards deliver in their local area under the WIOA guidelines. The resources from the CAREER DWG will enable the local systems to serve more of the individuals that are in need of services to equip them with the skills and training necessary, along with the support services required to successfully transition back to employment.

**1. Dislocated Workers who have been unemployed for an extended period of time or who have exhausted UI or other Pandemic Unemployment Insurance Programs:**

This group of dislocated workers was chosen because many of these individuals will benefit from access to diverse training opportunities that reskill them toward other industries. This reskilling is a critical step forward for many long-term unemployed individuals. The workforce boards have established new methods for reaching out and engaging those that have been disconnected from our systems. This population has faced challenges and barriers that has kept them from successfully navigating beyond unemployment to reemployment. Establishing strategies and services that prove effective with this population will strengthen the workforce system. The strategies and services will be tested in three local areas to determine the most effective and efficient methods to helping this population get back to work and once proven, those strategies and services will be shared with the larger workforce board consortium for replication and scaling.



## 2. Other Eligible Dislocated Workers:

This group of workers was chosen because we are in the midst of a pandemic and those workers that have been dislocated and are not part of the first two categories also have need for services. The volume of need across the Midwest is staggering and there is just not enough resource in the current system to meet the need. The additional resources available through the CAREER DWG will help local areas meet the demand for training and support services for dislocated workers.

The workforce boards serving these areas decided to participate in this project because they have documented demand from among the priority populations (historically marginalized communities, long-term unemployed) as well as large numbers of unemployed individuals in general. The resources that they have in their local area to meet the demand is insufficient. These workforce development boards part of this project are committed to testing the outreach strategies and virtual tools and other resources that the MUS consortium is interested in integrating into their local systems through this CAREER DWG project.

The MUS CAREER DWG program intends to provide eligible dislocated workers with Career Services as defined under 20 CFR 687.180(a), bring virtual technology platform solutions, facilitate outreach and recruitment efforts to engage historically marginalized communities and other dislocated workers, and support a network of strategic partners across the Midwest. MUS and their 3 sub-recipients will work together on the U.S. Department of Labor CAREER DWG project to provide oversight and technical assistance as well as linkages to trainings and large employer networks for dislocated workers.

FEC, MET and WA agree to provide outreach, recruitment, training, and support to a minimum of 600 eligible dislocated workers from marginalized populations who are long-term unemployed (where possible).

**Objective 2:** *Research, purchase, build, or expand virtual technology applications or platforms for job search, career guidance, training, or other activities to expand the capacity of the workforce system to serve larger numbers of dislocated workers and job seekers, to ensure accessibility to services beyond the physical American Job Centers, and to ensure that service delivery will not be interrupted due to emergencies such as the COVID-19 pandemic*

**Objective 3:** *Creating and executing focused outreach campaigns designed to reach priority populations and other potentially-eligible participants to ensure they are able to enroll in grant-funded activities.*

### Performance Chart:

WA Career DWG Progress	Goal Total	Actual Performance	% Achieved
Enrollment to Career Services	200	126	63%
Enrollment to Training	160	40	25%
Indivs Complete Training	140	17	12%
Credential Attainment (70%)	126	14	11%
MSGs (63%)	110	29	26%
Employment (77%)	154	0	0
Employed 2nd Quarter After Exit (76%)	117	0	0
Employed 4th Quarter After Exit (71%)	109	0	0
Median Earnings (\$9,028)	\$9,028	0	0

**Analysis** – Data for the quarter that ended 3/31/2023 reflects that the WA is not on target to meet enrollment performance outcomes. Enrollments in training and credential attainment are significantly off track given we are 71% into the life of the grant. The low performance is discussed in detail in Finding 2.

**Financial Chart:**

WA Career DWG Progress (Oct 2021 - March 2023)	Approved Budget	Expended	Budgeted Cost per Participant	Expended per Participant
<b>Total Contract</b>	\$800,000	\$259,749.03	\$4,000.00	\$3,764.48

As of the end of March 2023 the life of the grant is at 71% and the fiscal usage is at 32%.

**Analysis** – The WA expenditure rate as March 31, 2023 is 32% compared to the point in the life of the grant which is 71%. This shows that WA is significantly off track on spending down the grant.

**Finding #1: Low Performance & Low Expenditures on CAREER DWG**

The grant is not meeting key performance goals. WA has enrolled 126 participants as of 3/31/2023 out of the overall goal of 200 (63%). Total grant expenditures as of 3/31/23 are \$259,749.03 or 32% of the total funds awarded. The grant agreement establishes the performance goals for the grant and formalizes them in the terms and conditions of the grant. It is the responsibility of the grant recipient to ensure that the goals are met. The subrecipient's performance and expenditure issues are caused by the following factors:

- WA is not using the full array of training services available under the grant. They have not used On-the-Job training (OJT) or any other work-based learning services in large scale, despite it being a permissible service under the grant.

Corrective Action: The subrecipient has already submitted a corrective action plan; however that plan does not include a clear work-based learning approach. The subrecipient must revise the existing plan in response to this report. The outreach plan submitted within WA's corrective action plan is solid and allows for unique approaches to recruitment.

**FISCAL REVIEW**

We completed a Fiscal review of WA and found seven (7) **material exceptions** for the **Pathways Home Grant Program and DWG Programs**.

**FINDING #2: Indirect Costs were not posted to the funding source GL prior to invoicing for the costs.**

STANDARD: 2 CFR 200.302 – (b)The financial management system of each non-Federal entity must provide for the following (see also §§ 200.334, 200.335, 200.336, and 200.337):

- (1) Identification, in its accounts, of all Federal awards received and expended and the Federal programs under which they were received. Federal program and Federal award identification must include, as applicable, the Assistance Listings title and number, Federal award identification number and year, name of the Federal agency, and name of the pass-through entity, if any.
- (2) Accurate, current, and complete disclosure of the financial results of each Federal award or program in accordance with the reporting requirements set forth in §§ 200.328 and 200.329. If a Federal awarding agency requires reporting on an accrual basis from a recipient that maintains its records on other than an accrual basis, the recipient must not be required to establish an accrual accounting system. This recipient may develop accrual data for its reports on the basis of an analysis of the documentation on hand. Similarly, a pass-through entity must not require a

- subrecipient to establish an accrual accounting system and must allow the subrecipient to develop accrual data for its reports on the basis of an analysis of the documentation on hand.
- (3) Records that identify adequately the source and application of funds for federally-funded activities. These records must contain information pertaining to Federal awards, authorizations, financial obligations, unobligated balances, assets, expenditures, income and interest and be supported by source documentation.
  - (4) Effective control over, and accountability for, all funds, property, and other assets. The non-Federal entity must adequately safeguard all assets and assure that they are used solely for authorized purposes. See [§ 200.303](#).
  - (5) Comparison of expenditures with budget amounts for each Federal award.
  - (6) Written procedures to implement the requirements of [§ 200.305](#).
  - (7) Written procedures for determining the allowability of costs in accordance with [subpart E of this part](#) and the terms and conditions of the Federal award.

CONDITION: During the initial site visit (Virtual) we were unable to reconcile the Indirect Costs charged to the award from the General Ledger. This became a larger conversation regarding the actual allocation of the Indirect Costs that was completed onsite. WA does complete allocation of its costs utilizing a direct allocation method. Whereas most costs are broken via various consistently applied methods based on the specific type of cost (ie. rent is broken down by square footage of use by FTE). However, costs that had been applied to the General/Admin classification were not being consistently or equitably distributed to the funding sources. WA acknowledged this and, in May 2023, began adjusting. MUS will follow up and test these changes in July 2023.

REQUIRED ACTION: WA is required to ensure that all costs applied and invoiced to the awards are being completed in a consistent and equitable manner and are traceable to the GL. WA has indicated that it intends to use the direct cost method of allocation. The Indirect Costs will then be distributed to all fund sources using direct wages as the base, on a monthly basis. MUS will require to see an approved Cost Allocation Plan and will make a selection of costs from the May 2023 GL to ensure that this practice has been initiated.

**FINDING #3: Indirect Costs not allocated per acceptable methods.**

STANDARD: Appendix IV to Part 200—Indirect (F&A) Costs Identification and Assignment, and Rate Determination for Nonprofit Organizations

**Direct Allocation Method**

- a. Some nonprofit organizations treat all costs as direct costs except general administration and general expenses. These organizations generally separate their costs into three basic categories:
  - (i) General administration and general expenses,
  - (ii) fundraising, and
  - (iii) other direct functions (including projects performed under Federal awards). Joint costs, such as depreciation, rental costs, operation and maintenance of facilities, telephone expenses, and the like are prorated individually as direct costs to each category and to each Federal award or other activity using a base most appropriate to the particular cost being prorated.
- b. This method is acceptable, provided each joint cost is prorated using a base which accurately measures the benefits provided to each Federal award or other activity. The bases must be established in accordance with reasonable criteria and be supported by current data. This method is compatible with the Standards of Accounting and Financial Reporting for Voluntary Health and Welfare Organizations issued jointly by the National Health Council, Inc., the National Assembly of Voluntary Health and Social Welfare Organizations, and the United Way of America.

c. Under this method, indirect costs consist exclusively of general administration and general expenses. In all other respects, **the organization's indirect cost rates must be computed in the same manner as that described in section B.2 of this Appendix.**

#### Section B.2

- a. Where an organization's major functions benefit from its indirect costs to approximately the same degree, the allocation of indirect costs may be accomplished by
- (i) separating the organization's total costs for the base period as either direct or indirect, and
  - (ii) dividing the total allowable indirect costs (net of applicable credits) by an equitable distribution base.** The result of this process is an indirect cost rate which is used to distribute indirect costs to individual Federal awards. The rate should be expressed as the percentage which the total amount of allowable indirect costs bears to the base selected. This method should also be used where an organization has only one major function encompassing a number of individual projects or activities, and may be used where the level of Federal awards to an organization is relatively small.
- b. Both the direct costs and the indirect costs must exclude capital expenditures and unallowable costs. However, unallowable costs which represent activities must be included in the direct costs under the conditions described in [§ 200.413\(e\)](#).
- c. The distribution base may be total direct costs (excluding capital expenditures and other distorting items, such as subawards for \$25,000 or more), direct salaries and wages, or other base which results in an equitable distribution. The distribution base must exclude participant support costs as defined in [§ 200.1](#).
- d. Except where a special rate(s) is required in accordance with section B.5 of this Appendix, the indirect cost rate developed under the above principles is applicable to all Federal awards of the organization. If a special rate(s) is required, appropriate modifications must be made in order to develop the special rate(s).
- e. For an organization that receives more than \$10 million in direct Federal funding in a fiscal year, a breakout of the indirect cost component into two broad categories, Facilities and Administration as defined in [paragraph \(a\) of § 200.414](#), is required. The rate in each case must be stated as the percentage which the amount of the particular indirect cost category (*i.e.*, Facilities or Administration) is of the distribution base identified with that category.

REQUIRED ACTION: As noted in Finding above, WA is required to develop and have a recently approved Cost Allocation Plan in place that meets the requirements per the above CFRs. WA must then start allocating its cost per the requirements monthly. MUS will follow up with a review of WA's May 2023 GL's.

#### **FINDING #4: Indirect cost budgeted on both Pathways and DWG awards not calculated per the De minimis MTDC.**

STANDARD: 2 CFR 200.68 - **Modified Total Direct Cost (MTDC)**. MTDC means all direct salaries and wages, applicable fringe benefits, materials and supplies, services, travel, and up to the first \$25,000 of each subaward (regardless of the period of performance of the subawards under the award). MTDC excludes equipment, capital expenditures, charges for patient care, rental costs, tuition remission, scholarships and fellowships, participant support costs and the portion of each subaward in excess of \$25,000. Other items may only be excluded when necessary to avoid a serious inequity in the distribution of indirect costs, and with the approval of the cognizant agency for indirect costs.

2 CFR § 200.414 (f), if you do not have a current or provisional negotiated rate (except for local governments claiming central service costs under 2 CFR § 200, Appendix VII D.1.b), you may choose to use a de minimis rate of **10%** of modified total direct costs (MTDC).

CONDITION: We reviewed WA's budgets for both the Pathways and DWG awards. During our review,

and in discussions with WA, we determined that WA's intent was to charge the 10% De minimis rate. However, the calculate budget amount for indirect was not subjected to the MTDC method.

REQUIRED ACTION: WA will be required to adjust its budget and properly calculate its allowable Indirect costs based on MTDC and not a flat 10% of direct costs.

**COMMENT #1: Budgets for both Pathways and DWG awards do not coincide with excepted DOL Categories.**

STANDARD: See Appendix D and E of the attached ETA handbook: [U \(doleta.gov\)](http://doleta.gov)  
Although the attached handbook is guidance largely for states, the same expectations apply when DOL hands funds down to direct recipients and the same expectations further apply to subrecipients of primes.

CONDITION: We reviewed the WA budgets for the Pathways and DWG awards. They did have some of the cost categories as allowed by DOL standards. However, did not have the proper category headings with subcategories. This makes it difficult for the DOL and MUS to complete monitoring and creates confusion. As an example, Contracts and Subrecipient agreements should be clearly identified. First under the header for CONTRACTS and then by each individual contract. Similarly, FACILITIES should be a header and Rent should be a subcategory.

REQUIRED ACTION: MUS will require WA to complete a budget modification and adjust its headers and subcategories to meet the expectations as laid out by DOL. They will need to submit the requested modifications to MUS for approval.

**AREA OF CONCERN #1: Administrative/Indirect Costs categorized as Direct costs.**

STANDARD: See FINDING #4 above.

CONDITION: WA has opted to utilize the Direct Method of allocation for costs. Therefore, all costs are immediately distributed to a direct cost category except for General/Administrative costs. In the Direct Cost Method, all general/admin costs are indirect. During the review we determined that some of the costs applied to the Direct areas of the budget (ie. Accounting Services) were general in their nature. Therefore, these costs should immediately be categorized as Indirect Costs and moved out of the Direct Cost section of the budget.

REQUIRED ACTION: MUS will require WA to complete a budget modification and adjust any administrative/general costs down into its budgeted Indirect line. They will need to submit the requested modifications to MUS for approval.

**AREA OF CONCERN #2: Expenditure of the awards is significantly behind expectations.**

STANDARD: See contracts #s WA-DW-37016-21-60-A-55, WA-PE-35039-20-60-A-55

CONDITION: WFA DWG invoice shows only 5% of the contract has been used in the first 15 months of the contract. In December 2022 18% of the contract has been used. That leaves 82%, or \$653,271, to be used over the remaining 9 months (approx. \$72,585 per month would need to be used.) A Corrective Action Plan was issued by MUS on 9-9-22.

PWH similarly has not made the expected progress on their contract. In JUL 2022 only 26% of the contract has been used within the first 24 months of the Contract has been used. Looking at the December 2022 invoice It shows \$546,671, or 60%, of the contract remains for the final 12 months (approx. \$45,555 per month would need to be used.

Judging from the history of these contracts there will be considerable funds remaining not used. In addition, both contracts have used minuscule portions of the Support Services and Participant Training line items.

REQUIRED ACTION: WA will be required to review both budgets and consider all of their options for spending the funds within the period of performance. They will need to submit budget modifications to MUS for review.

**AREA OF CONCERN #3: Unable to verify revenue from MUS was applied to the proper Program GL.**

STANDARD: 2 CFR 200.302 – (b)The financial management system of each non-Federal entity. See FINDING above.

CONDITION: Documentation submitted during the initial virtual visit request did not contain a GL that listed revenue sources where the monitoring team could determine that revenue received was being applied to MUS's program GL.

REQUIRED ACTION: WA must supply a GL that provides the revenue applied.

**AREA OF CONCERN #4: Eckerd Youth Services is not a recognized subrecipient on either the DWG or the Pathways award.**

Questioned Costs: Any costs associated with Eckerd Youth Services

STANDARD: 2 CFR 200.403 Allowable Costs under federal awards, costs must be reasonable, allocable, and necessary to the project, and they must also comply with the funding statute and agency requirements.

To meet federal standards for allowability, a cost charged to an award must be:

1. Allocable to the award under the provisions of the applicable cost principles.
2. Necessary and reasonable for proper and efficient performance and administration of the grant or cooperative agreement.
3. Treated consistently as a direct or indirect cost.
4. Determined in accordance with the Generally Accepted Accounting Principles, except as otherwise stipulated in the applicable cost principles.
5. Net of all applicable credits.
6. Not included as cost or used to meet the cost sharing or matching requirements of another federal award, unless specifically permitted by federal law or regulation.
7. Adequately documented.
8. Authorized or not prohibited under state or local laws and regulations.
9. In conformance with limits or exclusions on types or amounts of costs, as set forth in the applicable cost principles, federal laws, award terms and conditions, or other governing regulations.
10. Consistent with the recipient's policies, regulations, and procedures that apply to both federal awards and other activities of the recipient.

CONDITION: During the monitoring we determined that Eckerd Youth Services, although charged to the MUS contracts, were costs not necessary to the project. They do not serve the participants under these awards.

REQUIRED ACTION: These costs are not allowable. Therefore, WA must immediately remove these charges from the Pathways and DWG awards and reallocate them to the proper GL. MUS will review the updated GL's in May against the May invoices to ensure those costs are removed.

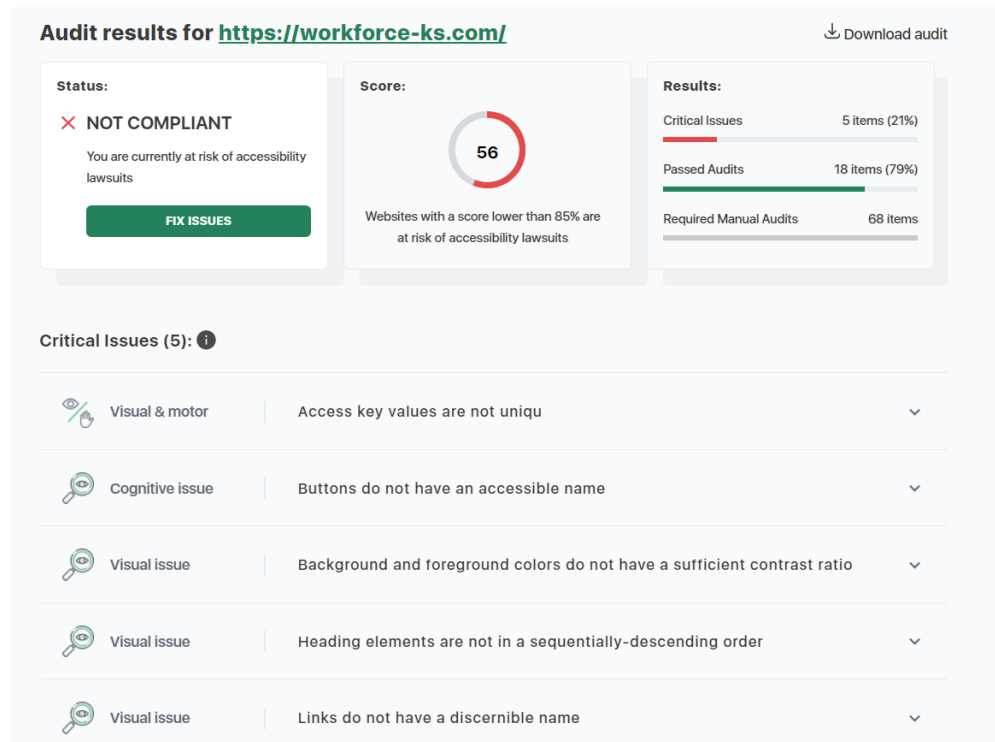
## EQUAL OPPORTUNITY REVIEW

Monitor completed review of WA's EO Procedures. EO Monitoring includes collection and review of the subrecipients CRC plans, the subrecipients written LEP Policy and Procedures, the subrecipients Complaint Procedures, and the complete ADA review.

Largely WA meets material compliance requirements. We do have the following comments for consideration.

### COMMENT #2: Website not ADA compliant

During our review We tested the ADA compliance of WA's website. We utilized <https://www.accessibilitychecker.org/> , a free tool. Below are the results:



We would recommend that WA take some time to review its website for any ADA accessibility.

### COMMENT #4: EO Officer does not have EO job responsibilities listed in job description.

STANDARD:

29 CFR § 38.31 Equal Opportunity Officer responsibilities.

An Equal Opportunity Officer is responsible for coordinating a recipient's obligations under this part. Those responsibilities include, but are not limited to:

- (a) Serving as a recipient's liaison with CRC;
- (b) Monitoring and investigating the recipient's activities, and the activities of the entities that receive financial assistance from the recipient, to make sure that the recipient and its subrecipients are not violating their nondiscrimination and equal opportunity obligations under WIOA Title I and this part, which includes monitoring the collection of data required in this part to ensure compliance with the nondiscrimination and equal opportunity requirements of WIOA and this part;
- (c) Reviewing the recipient's written policies to make sure that those policies are nondiscriminatory;

- (d) Developing and publishing the recipient's procedures for processing discrimination complaints under [§§ 38.72](#) through [38.73](#), including tracking the discrimination complaints filed against the recipient, developing procedures for investigating and resolving discrimination complaints filed against the recipient, making sure that those procedures are followed, and making available to the public, in appropriate languages and formats, the procedures for filing a complaint;
- (e) Conducting outreach and education about equal opportunity and nondiscrimination requirements consistent with [§ 38.40](#) and how an individual may file a complaint consistent with [§ 38.69](#);
- (f) Undergoing training (at the recipient's expense) to maintain competency of the EO Officer and staff, as required by the Director; and
- (g) If applicable, overseeing the development and implementation of the recipient's Nondiscrimination Plan under [§ 38.54](#).

CONDITION: At the time of the Monitoring, we discussed Chad's responsibilities as the EO Officer. Which he was fully aware of. However, These responsibilities are not documented anywhere and Best Practice would be to have them listed in the EO Officer's Job Description for posterity.

RECOMMENDATION: We would recommend that WA add the EO Officers responsibilities to the Job Description documentation.

**COMMENT #5:** WA has not completed a recent self-review of their ADA compliance.

STANDARD: 28 CFR requires that entities "Designate a responsible employee to coordinate their efforts to comply with Section 504 and the ADA".

**28 CFR § 35.105 Self-evaluation.**

- (a) A public entity shall, within one year of the effective date of this part, evaluate its current services, policies, and practices, and the effects thereof, that do not or may not meet the requirements of this part and, to the extent modification of any such services, policies, and practices is required, the public entity shall proceed to make the necessary modifications.
- (b) A public entity shall provide an opportunity to interested persons, including individuals with disabilities or organizations representing individuals with disabilities, to participate in the self-evaluation process by submitting comments.
- (c) A public entity that employs 50 or more persons shall, for at least three years following completion of the self-evaluation, maintain on file and make available for public inspection:
  - (1) A list of the interested persons consulted;
  - (2) A description of areas examined and any problems identified; and
  - (3) A description of any modifications made.
- (d) If a public entity has already complied with the self-evaluation requirement of a regulation implementing section 504 of the Rehabilitation Act of 1973, then the requirements of this section shall apply only to those policies and practices that were not included in the previous self-evaluation.

CONDITION: At the time of the monitoring, WA did not have a documented self-evaluation of its facilities for ADA compliance. We did believe, due to the nature of WA's services, that they were likely in compliance. However, a documented account of the self-eval should be completed at least every three years.

This would include review of WA's website, which we found did not meet the compliance standards.





*Serving Employers and Job Seekers in  
Butler, Cowley, Harper, Kingman, Sedgwick & Sumner Counties*

August 8, 2023

Elizabeth Tyson-Jankowski and Robyn Minton Holmes  
Midwest Urban Strategies  
890 Elm Grove Road, Suite 110-2  
Elm Grove, WI 53122

RE: Virtual Fiscal, Program, and EO/CRC Monitoring of Contracts # WA-PE-35039-20-60-A-55 & WA-DW-37016-21-60-A-55

Dear Ms. Tyson-Jankowski and Ms. Holmes:

The Workforce Alliance of South Central Kansas (WA) is responding to the findings and areas of concern identified in the monitoring report published on August 4, 2023 for grants WA-PE-35039-20-60-A and WA-DW-37016-21-60-A-55.

***Finding #1 (pg4) Pathway Home Low Performance-*** The WA has attached a revised corrective action plan as attachment 1 to add work-based learning activities as a strategy to be used in the Pathway Home Grant. WA has placed 3 OJT's to date using the Pathway Home Grant in the past couple months.

***Finding #1 (pg7) CDWG Low Performance and Expenditures-*** The WA has attached a corrective action plan that was submitted to MUS on June 30, 2023 which addresses work-based learning activities as a strategy to be used in the CDWG (attachment 2). Enrollments continue to increase, and so has the expenditures. As of June 30, 2023 the grant is 53% expended and WA has spent 51% of the client budget on training and supportive services.

***Finding #2 (pg7) Indirect Costs were not posted to the funding source General Ledger prior to invoice for the costs.-*** The WA implemented a new Cost Allocation Plan (CAP) that identifies direct and in-direct costs. In-direct costs are pooled monthly and allocated to all funding streams based on each programs direct labor hours. The new CAP which details the manner in which costs are allocated has been shared with MUS and is attached as attachment 3. The new plan was implemented in April 2023 and MUS reviewed a General Ledger and expenditures that was submitted by WA to MUS on July 7, 2023 for follow up review.

***Finding #3 (pg8) Indirect Costs not allocated per acceptable methods-*** WA implemented a new CAP in April 2023. The CAP was developed with review of MUS and our Paymaster which is a local CPA Firm. The CAP was implemented in April 2023. The CAP is attachment 3 to this



Serving Employers and Job Seekers in  
Butler, Cowley, Harper, Kingman, Sedgwick & Sumner Counties

response, and has been submitted to MUS in April. WA provided a GL and sample expenditures to MUS for review on July 7, 2023.

***Finding #4 (pg 9) Indirect Costs budgeted on Pathway Home and CWDG awards are not calculated per the Deminimis MTDC-*** WA submitted new budget modification requests to MUS on May 17, 2023 and June 29, 2023 for both programs to calculate costs for the deminimis rate based on MTDC.

***Area of Concern #1 (pg 10) Administrative/Indirect Costs categorized as Direct Costs-*** WA submitted new budget modification requests to MUS on May 17, 2023 and June 29, 2023 for both programs.

***Area of Concern #2 (pg 10) Expenditure of the awards is significantly behind expectations-*** The WA has seen expenditures increase over the past 5 months, the CDWG monthly expenditures in June 2023 were \$60,350 and almost 50% of the entire budget has been expended. The Pathway Home grant has also seen increased expenditures since the monitoring started with 41% remaining with monthly expenditures ranging from \$30,000 to \$46,000 over the past few months. WA has reviewed budgets and has submitted budget modifications for both programs to MUS.

***Area of Concern #3 (pg 11) Unable to verify revenue from MUS was applied to the proper program GL-*** WA provided a GL for expenditure review for the initial monitoring review which didn't include the revenue portion of the GL. WA has provided GL's that shows the MUS revenue received and is attachment 4.

***Area of Concern #4 (pg 11) Eckerd Youth Services is not a recognized subrecipient on either the DWG or Pathways grant-*** WA removed the charges for Eckerd Youth Services in March 2023 and those adjustments were included in March invoices submitted to the MUS.

***Equal Opportunity Review Comment #2 (pg 12) Website not ADA Compliant-*** WA was already in the process of review and modifications of the website. WA engaged Envision a local provider of services for the blind and visually impaired to review our website and develop strategies to improve the website. These changes are ongoing.

***Equal Opportunity Review Comment #4 (pg 12) EO Officer does not have EO job responsibilities in job description-*** The VP-COO serves as the EO Officer and the position description has been updated to add those EO job duties. That revised Position Description is attached as attachment 5.



*Serving Employers and Job Seekers in  
Butler, Cowley, Harper, Kingman, Sedgwick & Sumner Counties*

***Equal Opportunity Review Comment #5 (pg13) WA has not completed a recent self-review of their ADA Compliance-*** WA initiated an EO review in May 2023 by its program monitor. That review is almost complete.

Sincerely,

Keith Lawing



*Serving Employers and Job Seekers in  
Butler, Cowley, Harper, Kingman, Sedgwick & Sumner Counties*

**Attachment #1- Pathway Home Corrective Action Plan**



## Corrective Action Plan for Pathway Home 1

**Organization:** Workforce Alliance of South Central Kansas

**Grant:** Pathway Home

**Contract Number:** WA-PE-35039-20-60-A-55

**Date Submitted:** 9-9-22

**Person Completing the Corrective Action Plan:** Denise Houston

**Performance (using the report we sent, complete the chart below)**

Contract Goal	Contract Goal	Current Performance as of 8/31/2022	Difference
Outreach	182	74	-108
Enrollment to Career Services	100	39	-61
Enrollment to Training	60	4	-56
Credential Attainment (60%)	36	0	-36
Employment	56	18	-38
Employer Outreach	200	0	-200
Median Earnings	\$11.10	\$12.00	+0.90
Recidivism Rate for State	35%	36%	-1
Recidivism Rate Facility	34%	2.6%	+31.4

Looking at the chart above, what do you see as areas that need improvement?

Areas of improvement include outreach, enrollments to career services, enrollment to training, credentials attainment, employment, and employer outreach.

What are the contributing factors that have impacted your performance on the outcomes listed?

- Original staff turnover right after the modified grant start date in July 2021. Both grant staff had to be replaced, trained, and granted access to the correctional facilities. The training needed to access the correctional facilities is only conducted once or twice a month. This impacted our ability to enroll participants and our ability to keep contact with the participants that were already enrolled.
- COVID impacting access to facilities and residents. At times the facilities were completely closed to non-essential staff. At other times staff could access the facility but the participant or potential participant was in quarantine and unable to be accessed.
- Limited technology access available to residents. This limits the ability of participants to access training while they are still incarcerated and have time to complete training. This pushes training options to post release when other demands such as parole conditions and employment impact training availability.
- Original contract only allowed participants releasing to Sedgwick county to enroll in the program. This limited already limited referrals being received from corrections staff.
- Issues receiving documents needed for eligibility from corrections staff. Depending on the correctional facility it can take significant time to receive the documents needed to determine eligibility. This has resulted in lost participants as referrals have released from incarceration prior to eligibility determination.

Assuming we get the no cost extension, what are your specific plans to turn around the performance of the project?

We have already started to expand our outreach regarding the program in the following ways:

- Hutchison Correctional Facility – working with the Education Coordinator to conducting informational meetings with residents at the facility
- Winfield Correctional Facility – working with the Programs Services Manager to coordinate informational meeting opportunities with residents, weekly meetings with the Pre-Release Instructor/Job Specialist to identify referrals, monthly meetings with facility staff to share information and identify residents for referral
- Topeka Correctional Facility – currently working with Job Specialist on referrals and virtual eligibilities
- Lansing Correctional Facility – currently working with Job Specialist on referrals
- Working with the KDOC Readiness Program Manager, who oversees the Job Specialists at all facilities to obtain referrals

Additional plans include:

- Explore additional ways to streamline and speed up eligibilities with corrections staff
- Travel to more facilities in person to conduct eligibility and other participant meetings
- Engage referrals that are seeking in facility trainings
- Provide a clear list of short-term trainings that can be completed in-person or online
- Provide technology to released residents to complete training
- Expand supportive services to support participants after release
- Provide appropriate supportive services to support job success
- Provide training to staff on speaking with employers about the Pathway Home program



Employer Outreach	10	10	10	10	10	10	10	10	10	10	20	20	20	20	20	0
Median Earnings	12.00	11.10	11.10	11.10	11.10	11.10	11.10	11.10	11.10	11.10	11.10	11.10	11.10	11.10	11.10	11.10
Recidivism Rate for State	36	35	35	35	35	35	35	35	35	35	35	35	35	35	35	35
Recidivism Rate Facility	2.6	4	6	8	10	12	14	16	18	20	22	24	26	28	32	34





*Serving Employers and Job Seekers in  
Butler, Cowley, Harper, Kingman, Sedgwick & Sumner Counties*

**Attachment #2- Career Dislocated Worker Grant Corrective Action Plan**



## Corrective Action Plan for Career DWG

Organization: Workforce Alliance of South Central Kansas

Grant: CAREER DWG

Contract Number: WA-DW-37016-21-60-A-55

Date Submitted: 6-29-23

Person Completing the Corrective Action Plan: Denise Houston

### Performance

Contract Goal	Contract Goal	Current Performance as of 6/22/2023	Difference
Enrollment to Career Services	200	107	-93
Enrollment to Training	200	57	-143
Indivs Complete Training	140	17	-123
Credential Attainment (70%)	79% (110)	16 (94%)	-94
MSGs (63%)	69% (96)	24 (42%)	-72
Employment (80%)	154		
Employed 2nd Quarter After Exit (76%)	83%		
Employed 4th Quarter After Exit (71%)	79%		
Median Earnings (\$9,028)	\$9,100		

### Looking at the chart above, what do you see as areas that need improvement?

The area needing improvement are Enrollment to Career Services, Enrollment to Training, Individuals Completed Training, and MSG. We do not have the information on the employment performance measures as that data was going to be gathered by DOL.

### What are the contributing factors that have impacted your performance on the outcomes listed?

The following factors have impacted performance:

- Slower than expected enrollment to Career Services and Training Services
- Customers enrolled in Career Services but not taking part in Training Services. Many of these have been able to find employment without training services.

### **What is your outreach plan to serve long term unemployed from marginalized populations?**

We plan to use several different strategies to reach these populations.

- Unemployment Insurance-We are working with our partners at Unemployment Insurance (UI) to provide information to claimants about the CDWG program and training opportunities. The information is coming from Unemployment Insurance to the claimants.
- CDWG case managers will begin contacting new UI claimants each week to explain the program and invite them to enroll in the program.
- RESEA- CDWG case managers are speaking at all the RESEA orientations about the program and training opportunities. CDWG case managers are also getting a list of RESEA customers each week and they are contacting them to again talk about the program and training opportunities. This gives more time for questions and one-on-one discussion. We have also been educating the RESEA staff to ensure they have a good working knowledge of the program and opportunities in order to make referrals to the program.
- International Rescue Committee. This is the organization in the area who works with refugees, asylees, victims of human trafficking, and other immigrants. They assist them with resettlement and other opportunities to move their lives forward. We just recently began a more formal partnership with them and are meeting with their participants to talk about the program and see if they are eligible. This will be done individually or in groups depending on the situation.
- Department for Children and Families (DCF)-Starting in July 2023 a new partnership with DCF is starting. We will be receiving referrals each week for customers receiving SNAP benefits. We will provide services and screen and enroll them in programs including CDWG.
- Holding specific unemployed/laid off worker events. For instance, on 6-28-23 we held a specific job fair for unemployed/laid off workers with employers with open positions and OJT contracts with the Workforce Alliance. This opportunity was run on social media and websites by us, our State brand KANSASWORKS, employers, partners, and our local TV station. Over 8,000 emails were sent about this event. Customers enrolled in our program were invited to the job fair first, 1 hour before the general public to be able to meet these employers first. Applications were available to be completed onsite and one employer conducted interviews during the event. 176 job seekers attended. Staff is reaching out to the employers to remind them which candidates are eligible for OJT funds. CDWG staff are calling customers who based on the questions might be eligible for the program to screen them and enroll them.
- Focusing on OJTs in addition to classroom training.

### **What are your specific plans to turn around the performance of the project?**

- Really focusing on OJT opportunities to assist customers in being able to earn a wage while in training
- Focusing on shorter term training opportunities to assist customers in completing training and gaining employment quicker
- Working with our partners as indicated above to increase enrollment in the program
- Using Workforce Compass to improve our referral system.
- Using Workforce Compass to assist customers in navigating the steps in the program by putting them in one place. It will also make it easier for CDWG case managers to see where customers are or aren't making progress in one place.

### **Considering the performance on your budget as of June 22, 2023, where are you on or off track?**

We are underspent on funds.

**What are the contributing factors that have impacted your financial performance on the categories listed?**

- Lower than expected enrollment in the program
- Lower than expected customers participating in training

**What are your specific plans to turn around the financial performance of the project?**

- The steps listed in our outreach plan and plan to increase performance should turn around the financial performance. The steps should result in increasing enrollments and enrollment into training opportunities. This should lead to increased spending.

**What technical assistance do you need?**

Contract Goal	Corrective Performance Plan		
	Jul-23	Aug-23	Sep-23
Enrollment to Career Services	20	23	20
Enrollment to Training	20	23	20
Indivs Complete Training	25	22	20
Credential Attainment (70%)	25	23	20
MSGs (63%)	20	20	20
Employment (80%)			
Employed 2nd Quarter After Exit (76%)			
Employed 4th Quarter After Exit (71%)			



*Serving Employers and Job Seekers in  
Butler, Cowley, Harper, Kingman, Sedgwick & Sumner Counties*

**Attachment #3- Cost Allocation Plan**

**Workforce Alliance of South Central Kansas, Inc.  
Statement of Compliance with 2 CFR 200.430(a)(1)(2) & (3)**

Each staff member will maintain time and effort documentation through timesheets that document actual work time that reflects the program/grant of work benefiting from the effort. Timesheets track hours worked by programs/grants daily during a two-week period. Timesheets are signed by each employee and are submitted every two weeks for review by their supervisor. If the supervisor approves the timesheet, the supervisor approves and signs it and sends it to Human Resources for review, processing, and approval by the Chief Operations Officer and the President and CEO. Once the payroll is approved, it is sent to our contracted payroll provider for review and approval for processing. If the vendor approves the payroll, it is processed for payment. Staff will also track leave time, whether it is either paid or unpaid leave. Employees submit request(s) for use of leave time to their supervisor through a leave request document. If the leave time is approved and taken, those leave documents are also submitted with their timesheets to ensure accurate tracking of leave benefits.

**COST POLICY STATEMENT**  
**Workforce Alliance of South Central Kansas, Inc.**  
**(Workforce Alliance)**  
**300 W Douglas, Suite 850, Wichita, KS 67202**  
**316-771-6600**

**I. General Accounting Policies**

- A. Is a Non-Profit 501(c)3 Organization
- B. Basis of Accounting - Accrual Basis
- C. Fiscal Period - July 1 through June 30
- D. Allocation Basis for Individual Cost Elements - Direct Allocation Basis
- E. Indirect Cost Rate Allocation Base – Direct Allocation Method
- F. Workforce Alliance of South Central Kansas, Inc. maintains adequate internal controls to ensure that no cost is charged both directly and indirectly to Federal contracts or grants, except as described below in specific situations.
- G. Workforce Alliance of South Central Kansas, Inc. outsources its accounting functions, and the CPA firm uses Sage 100 with modifications for its accounting system.
- H. Workforce Alliance of South-Central Kansas, Inc. accumulates all indirect costs and revenues in accounts titled, "Indirect Cost-Expense" and "Indirect Cost-Revenue" respectively. If the Indirect Cost-Expenses/Revenue is associated with a cost limited item, such as WIOA Administration, those costs will be categorized as such to identify and track those costs for compliance.

**II. Description of Cost Allocation Methodology**

**A. Salaries and Wages**

- a. Direct Costs- The majority of Workforce Alliance’s employees direct charge their salaries and wage costs since their work is specifically identifiable to specific grants, contracts, or other activities of the organization, such as providing specific grant funded services or conducting fund raising.
- b. Indirect Costs- The following staff charge 100% of their salary and wage costs indirectly:
  - i. IT Manager
  - ii. Help Desk Support
  - iii. Facilities Coordinator
- c. Mixed Charges- The following employees may charge their salary or wage costs both direct and indirectly:
  - i. President and CEO
  - ii. VP/Chief Operating Officer
  - iii. VP/Business Development Officer
  - iv. Fiscal Controller
  - v. HR Specialist
  - vi. Digital Media Specialist

The distinction between direct and indirect is primarily based on functions performed. For example, when the positions shown are performing functions that are necessary and beneficial to all programs, they are indirect. When functions are specific to one or more similar programs, they are direct because they do not benefit all programs.

If a program has specific cost limits for administrative services, those activities and limits will be tracked to ensure compliance.

Auditable labor distribution reports which reflect the actual activities of employees are maintained to support the mix of direct/indirect charges. The time records are certified by the President and CEO or his designee.

## **B. Fringe Benefits**

Workforce Alliance contributes to the following fringe benefits for its employees:

- a. Unemployment insurance- Is filed and paid to the State of Kansas at rates established by the State of Kansas based on the organization's state balance and usage. Workforce Alliance's accounting system tracks fringe benefit costs by individual employee and charges those costs directly or indirectly in the same manner as salary and wage costs are recorded.
- b. Workers' compensation- Is paid directly to The Hartford based on premiums calculated according to past history of claims. Costs are charged direct or indirect based on the past month's labor charges.
- c. FICA- is a federal payroll tax that is split by each employee's labor charges and submitted biweekly electronically to the IRS.
- d. Health/Dental Insurance- The organization contributes to the health and dental insurance costs of each employee. Those costs are allocated in the same manner as their benefit withholdings during the previous month.
- e. AD&D/Life Insurance- The organization pays for each employee to have a \$25,000 in AD&D/Life Insurance policy. Those costs will be pro-rated based on the direct/indirect labor hours charged to the benefiting programs during the previous month.
- f. Matching Contributions to retirement plan- The organization provides a retirement contribution match of up to 3% of the employee's contribution (unless otherwise specified in an employment contract). Those costs will be pro-rated based on the direct/indirect labor hours charged to the payroll period of the match contribution.
- g. Health Membership- The organization provides a match for a health membership to the local YMCA as a benefit and to help reduce health care costs. The cost of the health membership is allocated direct and indirect based on the previous month's labor hours.



- h. Employee Assistance Program- Costs are charged direct or indirect based on the past month's labor charges.

Treatment of Paid Absences- Paid Time Off, Long Term Sick Leave, Bereavement Leave and Holiday Pay are considered part of the wage and salary costs and are allocated in the same percentages as the individual's direct costs recorded during the same time period as the occurrence of the paid absence. Workforce Alliance's accounting system records paid absences as direct or indirect when used during a payroll period.

#### **C. Rent**

- a. Rent will be considered a direct or indirect cost depending on the function performed by the occupied space. Direct rent costs will be allocated by using square footage and direct labor hours of the employees occupying the space during the previous month. Indirect rent costs will be space used by the employees charging to indirect costs. The costs for indirect space will be charged to the indirect cost pool.
- b. The Workforce Alliance does sublet to other program partners; those costs are direct charged. Those reimbursements for rent will be posted as direct expense reduction.

#### **D. Building Enhancement**

Building Enhancement will be considered an indirect cost unless a specific program(s) benefits from the enhancement. If specific program(s) benefit from the expenditure, the cost will be allocated based on the labor hours charged to those programs during the previous month.

#### **E. Security**

Security is provided at one location in Wichita Kansas. Those costs will be considered a direct or indirect cost and allocated on the same basis as rent cost.

#### **F. Utilities**

Electricity, natural gas, trash, sewer, water, phone and data, when not included in a lease, is allocated as direct or indirect based on the location and is allocated on the same basis as rent.

#### **G. Insurance**

Officers and directors, general liability, and other insurance (other than employee benefits) is classified as an indirect cost.

#### **H. Office Supplies**

- a. To the maximum extent possible, office supplies and materials are directly charged to the contract/grant which uses the supplies or materials. If more than one program benefits, the costs will be pro-rated based on the direct labor hours charged to the benefiting programs during the previous month.
- b. Supplies for which benefit is hard to establish, or used by staff who are engaged in indirect activities, will be charged on an indirect basis.

### **I. Office Equipment**

To the maximum extent possible, office equipment costs are directly charged to the contract/grant which uses the equipment or materials. If more than one program benefits, the costs will be pro-rated based on the labor hours charged to the benefiting programs during the previous month. Office equipment which benefits all programs, or used by staff who are engaged in indirect activities, will be charged on an indirect basis.

### **J. Postage**

- a. To the maximum extent possible, postage costs are directly charged to the contract/grant which uses the postage. If more than one program benefits, the costs will be pro-rated based on the labor hours charged to the benefiting programs during the previous month.
- b. Postage which benefits all programs, or used by staff who are engaged in indirect activities, will be charged on an indirect basis.

### **K. Dues and Subscriptions**

- a. To the maximum extent possible, dues and subscriptions are directly charged to the contracts/grants which use or benefit from the item. If more than one program benefits, the costs will be pro-rated based on the labor hours charged to the benefiting programs during the previous month.
- b. Dues or Subscriptions which benefit all programs, or used by staff who are engaged in indirect activities, will be charged on an indirect basis.

### **L. IT Supplies**

- a. To the maximum extent possible, IT supplies are directly charged to the contracts/grants which use or benefit from the item. If more than one contract/grant benefits, the costs will be pro-rated based on the labor hours charged to the benefiting programs during the previous month.

- b. IT Supplies for which the benefit is hard to identify, or used by staff who are engaged in indirect activities, will be charged on an indirect basis.

#### **M. IT Licenses**

- a. IT licenses that are for end users will be charged directly to contracts/grants based on the labor hours charged to the benefiting program during the previous month.
- b. IT Licenses that are for servers will be charged on an indirect basis.
- c. IT Licenses for which the benefit is hard to identify, or used by staff who are engaged in indirect activities, will be charged on an indirect basis.

#### **N. IT Contracts**

- a. IT Contracts that are for end users will be charged directly to contracts/grants based on the labor hours charged to the benefiting program during the previous month.
- b. IT Contracts that are for servers will be charged on an indirect basis.
- c. IT Contracts for which the benefit is hard to identify, or used by staff who are engaged in indirect activities, will be charged on an indirect basis.

#### **O. Conferences**

Conference attendance will be charged as either a direct or indirect cost depending on the purpose of the trip. If more than one program benefits from the conference attendance, the costs will be shared by the direct labor hours using an average of the past direct charges of the employee.

Example- If the President/CEO travels to attend a conference regarding a specific program, that specific program will be charged the cost. If the Vice President/COO travels to a Fiscal Training Conference that benefits all programs, those costs will be an indirect cost.

#### **P. Job Fairs**

Job Fairs will be hosted by specific programs and will be charged to those programs hosting the events. If more than one program benefits, the costs will be pro-rated based on the labor hours charged to the benefiting programs during the previous month.

#### **Q. Meeting Expenses**

- a. To the maximum extent possible, meetings expenses are directly charged to the contract/program which benefits from the function. If more than one program benefits, the costs will be pro-rated based on the labor hours charged to the benefiting programs during the previous month.
- b. Meeting Expenses which benefit all programs, or hosted by staff who are engaged in indirect activities, will be charged on an indirect basis.

#### **R. Outreach Expenses**

- a. To the maximum extent possible, outreach expenses are directly charged to the contract/grant which benefits from the outreach. If more than one program benefits, the costs will be pro-rated based on the labor hours charged to the benefiting programs.
- b. Outreach expenses which benefit all programs will be charged on an indirect basis.

#### **S. Staff Development**

- a. To the maximum extent possible, staff development expenses are directly charged to the contract/grant which benefits from the activity or the staff wage allocation methodology. If more than one program benefits, the costs will be pro-rated based on the labor hours charged to the benefiting programs during the previous month.
- b. Staff development expenses which benefit all programs will be charged on an indirect basis.
- c. Staff development expenses that are for an employee that charges to indirect costs will be considered an indirect cost.

#### **T. Travel**

- a. Travel will be charged as either a direct or indirect cost depending on the purpose of the trip and the staff member.
  - i. Example- The President travels to attend a conference regarding a specific program, that specific program will be charged the cost.
  - ii. Example- A staff member travels to meet with a program participant, the travel costs will be charged to the program in which the participant participates.
  - iii. Example- The Fiscal Specialist travels to conduct inventory, those travel costs will be allocated as indirect due to the employee's wage allocations for that function.

#### **U. Contract Services**

- a. To the maximum extent possible, contract expenses are directly charged to the contract/grant which benefits from the service. If more than one program benefits, the costs will be pro-rated based on the labor hours charged to the benefiting programs.

- b. Contract Services, such as Legal Fees/CPA Costs/Audit Costs/etc., will be charged as indirect costs. If a program has specific requirements, such as an administration cost limit for these services, the administration costs will also be tracked to ensure compliance with any limits that may be applicable.
- c. Leases for office equipment will be allocated directly to the contract/grant which benefits from this equipment based on labor hours charged to the benefiting programs.
- d. Monitoring Services are charged to the programs being monitored based on the past month's labor hours charged to the benefiting programs.
- e. Website costs are charged indirectly, unless a webpage exists for a specific purpose/contract. Website costs that specifically benefit one program will be charged directly to the benefiting program.
- f. Other contract services costs are charged indirectly, unless the services benefit a program directly, then the costs are allocated directly based on the past month's direct labor hours.

#### **V. Subrecipient Grants Awarded**

- a. Subrecipient grants awarded to support a specific grant(s) will be directly charged to those specific contract/grants(s). If more than one program benefits from the grant award, an allocation method will be determined that adequately and fairly shares the costs based on a cost benefit analysis of the specific subgrant.

#### **W. Miscellaneous**

- a. To the maximum extent possible, miscellaneous expenses are directly charged to the contract/grant which benefits from the activity or the staff wage allocation methodology. If more than one program benefits, the costs will be pro-rated based on the labor hours charged to the benefiting programs during the previous month.
- b. Miscellaneous expenses which benefit all programs will be charged on an indirect basis.

#### **X. Depreciation**

The costs of capital items purchased with direct federal funds cannot be depreciated for indirect costs recovery purposes.

#### **Y. Interest**

Allowable Interest costs, as defined in 2 CFP 200.449, will be indirect costs unless not all programs benefit from the activities causing the interest expense. If the charge is direct, it will be allocated based on direct payroll hours of the contract/grant during the previous month.

#### **Z. Program Participant Services**

The costs of activities performed primarily as a service to program participant services will be classified as direct costs. Those activities include:

- i. Incumbent Worker Training
- ii. On the Job Training
- iii. Incentives
- iv. Occupational Education and Training
- v. Work Experience
- vi. Supportive Services (day care, housing assistance, mileage reimbursement, etc.)
- vii. Tutoring
- viii. Counseling
- ix. Leadership Development
- x. Customized Training
- xi. Assessments
- xii. Alternative Secondary School

**AA. Unallowable Costs**

The Workforce Alliance recognizes that unallowable costs, as defined in 2 CFR 200, Subpart E, cannot be charged to Federal Awards and has internal controls in place to ensure that this is followed. Examples of unallowable costs are:

- i. Advertising and public relations
- ii. Alcoholic beverages
- iii. Capital expenditures
- iv. Defense claims by or against the Federal Government
- v. Interest, as defined in 2 CFR 200.449
- vi. Fund raising

Signature: Chad Pettera

Date: June 2023

Title: Vice President & COO

Workforce Alliance of South Central Kansas, Inc.  
300 W Douglas, Suite 850  
Wichita, KS 67202



*Serving Employers and Job Seekers in  
Butler, Cowley, Harper, Kingman, Sedgwick & Sumner Counties*

**Attachment #4- General Ledgers for Pathway and Career Dislocated Worker Grant**

Funding Stream 85 - MUS-DW

Detail Postings for Period 01 Thru 12 Ending 6/30/2023

Account Number/Description				Beginning Balance	Debit	Credit	Net Change	Ending Balance
Period	Date	Journal	Comments					
400-304-85 Grant Revenue:Prog Op's-MUS-DW				0.00				
01	7/31/2022	GJ-003274	GRANT FUNDING RECEIPTS JULY-2022			14,881.16		14,881.16-
02	8/31/2022	GJ-003290	GRANT FUNDING RECEIPTS AUG-2022			7,126.97		22,008.13-
03	9/30/2022	GJ-003306	GRANT FUNDING RECEIPTS SEP-2022			13,300.18		35,308.31-
03	9/30/2022	GJ-003313	QB ACTIVITY Q1		37,440.31			2,132.00
03	9/30/2022	GJ-003313	QB ACTIVITY Q1			29,382.20		27,250.20-
04	10/31/2022	GJ-003315	GRANT FUNDING RECEIPTS OCT-2022			7,217.10		34,467.30-
05	11/30/2022	GJ-003323	GRANT FUNDING RECEIPTS NOV-2022			6,719.44		41,186.74-
06	12/31/2022	GJ-003335	GRANT FUNDING RECEIPTS DEC-2022			12,642.34		53,829.08-
06	12/31/2022	GJ-003339	QB ACTIVITY 12/31/22		31,123.07			22,706.01-
06	12/31/2022	GJ-003339	QB ACTIVITY 12/31/22			26,274.53		48,980.54-
07	1/31/2023	GJ-003348	GRANT FUNDING RECEIPTS JAN-2023			26,073.03		75,053.57-
08	2/28/2023	GJ-003357	GRANT FUNDING RECEIPTS FEB-2023			28,997.22		104,050.79-
09	3/31/2023	GJ-003373	GRANT FUNDING RECEIPTS MAR-2023			28,726.18		132,776.97-
09	3/31/2023	GJ-003379	QB ACTIVITY Q3		87,894.22			44,882.75-
09	3/31/2023	GJ-003379	QB ACTIVITY Q3			108,404.09		153,286.84-
10	4/30/2023	GJ-003393	GRANT FUNDING RECEIPTS APR-2023			24,186.78		177,473.62-
11	5/31/2023	GJ-003417	GRANT FUNDING RECEIPTS MAY-2023			49,515.94		226,989.56-
12	6/30/2023	GJ-003426	GRANT FUNDING RECEIPTS JUN-2023			37,554.44		264,544.00-
12	6/30/2023	GJ-003431	QB ACTIVITY Q4		113,743.92			150,800.08-
12	6/30/2023	GJ-003431	QB ACTIVITY Q4			98,429.89		249,229.97-
12	6/30/2023	GJ-003439	QB ADJUSTMENTS Q4			32,351.96		281,581.93-
				0.00	270,201.52	551,783.45	281,581.93-	281,581.93-
510-304-85 CONTRACT SERVICES:Prog Op's-MUS-DW				0.00				
01	7/1/2022	AC-000141	Reversal: 00ALL2084 /IN: 948578 JUN22 ACCR 06/30/22			81.05		81.05-
01	7/1/2022	AC-000141	Reversal: 00ALL2084 /IN: 948747 JUN22 ACCR 06/30/22			142.78		223.83-
01	7/1/2022	AC-000141	Reversal: 00CIR9999 /IN: 20642876731 JUN22 ACCR 06/30/22			2.07		225.90-
01	7/1/2022	AC-000141	Reversal: 00EMP9999 /IN: 12483 JUN22 ACCR 06/30/22		15.37			210.53-
01	7/1/2022	AC-000141	Reversal: 00LAN9999 /IN: 10577607 JUN22 ACCR 06/30/22			4.71		215.24-
01	7/7/2022	AP-003147	00PEN5891 /IN: 213490		17.13			198.11-
01	7/7/2022	AP-003147	00TRO9999 /IN: 53533		5.74			192.37-
01	7/7/2022	AP-003147	00TRO9999 /IN: 53534		5.46			186.91-
01	7/7/2022	AP-003147	00WAI9999 /IN: D84ED580019		104.69			82.22-
01	7/14/2022	AP-003146	00ALL2084 /IN: 948747		142.78			60.56
01	7/14/2022	AP-003146	00CIR9999 /IN: 20642876731		2.07			62.63
01	7/18/2022	AP-003153	00CIR9999 /IN: 20642882695		1.65			64.28
01	7/18/2022	AP-003153	00CIS9999 /IN: 76892979		117.96			182.24
01	7/18/2022	AP-003153	00SOL9999 /IN: 2022047		105.96			288.20
01	7/18/2022	AP-003154	00ALL2084 /IN: 948578		81.05			369.25
01	7/18/2022	AP-003154	00LAN9999 /IN: 10577607		4.71			373.96
01	7/25/2022	AP-003156	00CIR9999 /IN: 20642889255		1.38			375.34
01	7/25/2022	AP-003156	00NEC9999 /IN: 2508647		26.49			401.83
01	7/31/2022	AC-000145	AGH JUL22 ACCR 07/22/22		113.90			515.73
01	7/31/2022	AC-000145	Pen Publishing Interactive, Inc JUL22 ACCR 07/22/22		17.13			532.86
01	7/31/2022	AC-000145	Tropical Designs JUL22 ACCR 07/25/22		5.46			538.32
01	7/31/2022	AC-000145	Tropical Designs JUL22 ACCR 07/25/22		5.74			544.06
02	8/1/2022	AC-000145	Reversal: AGH JUL22 ACCR 07/22/22			113.90		430.16
02	8/1/2022	AC-000145	Reversal: Pen Publishing Interactive, Inc JUL22 ACCR 07/22/22			17.13		413.03
02	8/1/2022	AC-000145	Reversal: Tropical Designs JUL22 ACCR 07/25/22			5.46		407.57
02	8/1/2022	AC-000145	Reversal: Tropical Designs JUL22 ACCR 07/25/22			5.74		401.83
02	8/1/2022	AP-003160	00ALL2084 /IN: 949218		113.90			515.73
02	8/1/2022	AP-003160	00PEN5891 /IN: 213727		17.13			532.86
02	8/8/2022	AP-003164	00CIR9999 /IN: 20642894640		1.38			534.24
02	8/8/2022	AP-003164	00TRO9999 /IN: 53731		5.74			539.98
02	8/8/2022	AP-003164	00TRO9999 /IN: 53732		5.46			545.44
02	8/15/2022	AP-003166	00CIS9999 /IN: 77222958		117.96			663.40
02	8/15/2022	AP-003166	00LAN9999 /IN: 10603291		4.32			667.72
02	8/22/2022	AP-003168	00CIR9999 /IN: 20642901732		2.20			669.92
02	8/22/2022	AP-003168	00NEC9999 /IN: 2514918		26.49			696.41
02	8/29/2022	AP-003172	00PEN5891 /IN: 213964		17.13			713.54
02	8/31/2022	AC-000146	Roaster Joes Inc. AUG22 ACCR 08/29/22		1.93			715.47



Funding Stream 85 - MUS-DW

Detail Postings for Period 01 Thru 12 Ending 6/30/2023

Account Number/Description		Period	Date	Journal	Comments	Beginning Balance	Debit	Credit	Net Change	Ending Balance
02		8/31/2022	AC-000146	Tropical Designs AUG22 ACCR 08/25/22			5.46			720.93
02		8/31/2022	AC-000146	Tropical Designs AUG22 ACCR 08/25/22			5.74			726.67
03		9/1/2022	AC-000146	Reversal: Roaster Joes Inc. AUG22 ACCR 08/29/22				1.93		724.74
03		9/1/2022	AC-000146	Reversal: Tropical Designs AUG22 ACCR 08/25/22				5.46		719.28
03		9/1/2022	AC-000146	Reversal: Tropical Designs AUG22 ACCR 08/25/22				5.74		713.54
03		9/5/2022	AP-003173	00CIR9999 /IN: 20642907838			1.93			715.47
03		9/5/2022	AP-003173	00TRO9999 /IN: 53927			5.74			721.21
03		9/5/2022	AP-003173	00TRO9999 /IN: 53928			5.46			726.67
03		9/19/2022	AP-003181	00CAR9993 /IN: IN1220541		971.84				1,698.51
03		9/19/2022	AP-003181	00CIR9999 /IN: 20642917481			1.38			1,699.89
03		9/19/2022	AP-003181	00CIS9999 /IN: 77504419			117.96			1,817.85
03		9/19/2022	AP-003181	00HIG9999 /IN: 201686			122.52			1,940.37
03		9/19/2022	AP-003181	00HIN9999 /IN: 333652			20.47			1,960.84
03		9/19/2022	AP-003181	00LAN9999 /IN: 10627495			6.11			1,966.95
03		9/19/2022	AP-003181	00NEC9999 /IN: 2521287			26.49			1,993.44
03		9/26/2022	AP-003184	00EMP9999 /IN: 12990			13.73			2,007.17
03		9/26/2022	AP-003184	00INT2805 /IN: H007020201			3.60			2,010.77
03		9/26/2022	AP-003184	00WAI9999 /IN: D84ED580020			104.69			2,115.46
03		9/30/2022	AC-000148	EMPAC, Inc. SEP22 ACCR 10/01/22				13.73		2,101.73
03		9/30/2022	AC-000148	Pen Publishing Interactive, Inc SEP22 ACCR 09/23/22			5.32			2,107.05
03		9/30/2022	AC-000148	Pen Publishing Interactive, Inc SEP22 ACCR 09/21/22			17.13			2,124.18
03		9/30/2022	AC-000148	Pen Publishing Interactive, Inc SEP22 ACCR 09/21/22			26.58			2,150.76
03		9/30/2022	AC-000148	Roaster Joes Inc. SEP22 ACCR 09/26/22			1.93			2,152.69
04		10/1/2022	AC-000148	Reversal: EMPAC, Inc. SEP22 ACCR 10/01/22			13.73			2,166.42
04		10/1/2022	AC-000148	Reversal: Pen Publishing Interactive, Inc SEP22 ACCR 09/23/22				5.32		2,161.10
04		10/1/2022	AC-000148	Reversal: Pen Publishing Interactive, Inc SEP22 ACCR 09/21/22				17.13		2,143.97
04		10/1/2022	AC-000148	Reversal: Pen Publishing Interactive, Inc SEP22 ACCR 09/21/22				26.58		2,117.39
04		10/1/2022	AC-000148	Reversal: Roaster Joes Inc. SEP22 ACCR 09/26/22				1.93		2,115.46
04		10/3/2022	AP-003187	00CIR9999 /IN: 20642922362			1.93			2,117.39
04		10/3/2022	AP-003187	00PEN5891 /IN: 214217			17.13			2,134.52
04		10/3/2022	AP-003187	00PEN5891 /IN: 214220			26.58			2,161.10
04		10/3/2022	AP-003187	00PEN5891 /IN: 214228			5.32			2,166.42
04		10/10/2022	AP-003190	00HIG9999 /IN: 203758			3.27			2,169.69
04		10/10/2022	AP-003190	00LAN9999 /IN: 10650365			2.05			2,171.74
04		10/10/2022	AP-003190	00TRO9999 /IN: 54133			5.74			2,177.48
04		10/10/2022	AP-003190	00TRO9999 /IN: 54134			5.46			2,182.94
04		10/17/2022	AP-003194	00CIS9999 /IN: 77800233			117.96			2,300.90
04		10/24/2022	AP-003198	00CIR9999 /IN: 20642938171			1.93			2,302.83
04		10/31/2022	AC-000149	00TRO9999 /IN: 54331 OCT22 ACCR 10/31/22			5.74			2,308.57
04		10/31/2022	AC-000149	00TRO9999 /IN: 54332 OCT22 ACCR 10/31/22			5.46			2,314.03
04		10/31/2022	AC-000149	00VMW2757 /IN: 710023894 OCT22 ACCR 10/31/22			510.00			2,824.03
04		10/31/2022	AC-000149	00WIP8449 /IN: 2127496 OCT22 ACCR 10/31/22			70.64			2,894.67
04		10/31/2022	AP-003201	00CIR9999 /IN: 20642940058			1.10			2,895.77
04		10/31/2022	AP-003201	00NEC9999 /IN: 2528502			26.49			2,922.26
04		10/31/2022	AP-003201	00PEN5891 /IN: 214456			17.13			2,939.39
05		11/1/2022	AC-000149	Reversal: 00TRO9999 /IN: 54331 OCT22 ACCR 10/31/22				5.74		2,933.65
05		11/1/2022	AC-000149	Reversal: 00TRO9999 /IN: 54332 OCT22 ACCR 10/31/22				5.46		2,928.19
05		11/1/2022	AC-000149	Reversal: 00VMW2757 /IN: 710023894 OCT22 ACCR 10/31/22				510.00		2,418.19
05		11/1/2022	AC-000149	Reversal: 00WIP8449 /IN: 2127496 OCT22 ACCR 10/31/22				70.64		2,347.55
05		11/7/2022	AP-003206	00TRO9999 /IN: 54331			5.74			2,353.29
05		11/7/2022	AP-003206	00TRO9999 /IN: 54332			5.46			2,358.75
05		11/7/2022	AP-003206	00VMW2757 /IN: 710023894			510.00			2,868.75
05		11/7/2022	AP-003206	00WIP8449 /IN: 2127496			70.64			2,939.39
05		11/10/2022	AP-003208	00HIG9999 /IN: 505662			2.12			2,941.51
05		11/21/2022	AP-003211	00LAN9999 /IN: 10673251			3.48			2,944.99
05		11/21/2022	AP-003211	00WIP8449 /IN: 2141966			337.01			3,282.00
05		11/30/2022	AC-000150	00ALL2084 /IN: 949851 NOV22 ACCR 11/30/22			196.62			3,478.62
05		11/30/2022	AC-000150	00ALL2084 /IN: 950345 NOV22 ACCR 11/30/22			249.69			3,728.31
05		11/30/2022	AC-000150	00ALL2084 /IN: 950954 NOV22 ACCR 11/30/22			139.10			3,867.41
05		11/30/2022	AC-000150	00ALL2084 /IN: 951684 NOV22 ACCR 11/30/22			220.36			4,087.77
05		11/30/2022	AC-000150	00CIR9999 /IN: 20642944116 NOV22 ACCR 11/30/22			1.31			4,089.08

Funding Stream 85 - MUS-DW

Detail Postings for Period 01 Thru 12 Ending 6/30/2023

Account Number/Description				Beginning Balance	Debit	Credit	Net Change	Ending Balance
Period	Date	Journal	Comments					
05	11/30/2022	AC-000150	00CIR9999 /IN: 20642951908 NOV22 ACCR 11/30/22		1.31			4,090.39
05	11/30/2022	AC-000150	00PEN5891 /IN: 214698 NOV22 ACCR 11/30/22		16.34			4,106.73
05	11/30/2022	AC-000150	00TRO9999 /IN: 54523 NOV22 ACCR 11/30/22		5.47			4,112.20
05	11/30/2022	AC-000150	00TRO9999 /IN: 54524 NOV22 ACCR 11/30/22		5.21			4,117.41
06	12/1/2022	AC-000150	Reversal: 00ALL2084 /IN: 949851 NOV22 ACCR 11/30/22			196.62		3,920.79
06	12/1/2022	AC-000150	Reversal: 00ALL2084 /IN: 950345 NOV22 ACCR 11/30/22			249.69		3,671.10
06	12/1/2022	AC-000150	Reversal: 00ALL2084 /IN: 950954 NOV22 ACCR 11/30/22			139.10		3,532.00
06	12/1/2022	AC-000150	Reversal: 00ALL2084 /IN: 951684 NOV22 ACCR 11/30/22			220.36		3,311.64
06	12/1/2022	AC-000150	Reversal: 00CIR9999 /IN: 20642944116 NOV22 ACCR 11/30/22			1.31		3,310.33
06	12/1/2022	AC-000150	Reversal: 00CIR9999 /IN: 20642951908 NOV22 ACCR 11/30/22			1.31		3,309.02
06	12/1/2022	AC-000150	Reversal: 00PEN5891 /IN: 214698 NOV22 ACCR 11/30/22			16.34		3,292.68
06	12/1/2022	AC-000150	Reversal: 00TRO9999 /IN: 54523 NOV22 ACCR 11/30/22			5.47		3,287.21
06	12/1/2022	AC-000150	Reversal: 00TRO9999 /IN: 54524 NOV22 ACCR 11/30/22			5.21		3,282.00
06	12/5/2022	AP-003215	00ALL2084 /IN: 949851		196.62			3,478.62
06	12/5/2022	AP-003215	00ALL2084 /IN: 950345		249.69			3,728.31
06	12/5/2022	AP-003215	00ALL2084 /IN: 950954		139.10			3,867.41
06	12/5/2022	AP-003215	00ALL2084 /IN: 951684		220.36			4,087.77
06	12/5/2022	AP-003215	00CIR9999 /IN: 20642944116		1.31			4,089.08
06	12/5/2022	AP-003215	00CIR9999 /IN: 20642951908		1.31			4,090.39
06	12/5/2022	AP-003215	00PEN5891 /IN: 214698		16.34			4,106.73
06	12/5/2022	AP-003215	00TRO9999 /IN: 54523		5.47			4,112.20
06	12/5/2022	AP-003215	00TRO9999 /IN: 54524		5.21			4,117.41
06	12/12/2022	AP-003219	00CIR9999 /IN: 20642958640		1.05			4,118.46
06	12/12/2022	AP-003219	00LAN9999 /IN: 10698113		6.99			4,125.45
06	12/12/2022	AP-003219	00NAT9996 /IN: 2211367		47.50			4,172.95
06	12/26/2022	AP-003225	00CIR9999 /IN: 20642964597		1.31			4,174.26
06	12/26/2022	AP-003225	00EMP9999 /IN: 13394		14.78			4,189.04
06	12/26/2022	AP-003225	00WAI9999 /IN: D84ED580021		104.03			4,293.07
06	12/31/2022	AC-000152	AGH DEC22 ACCR 12/21/22		130.40			4,423.47
06	12/31/2022	AC-000152	EMPAC, Inc. DEC22 ACCR 01/01/23			14.78		4,408.69
06	12/31/2022	AC-000152	Pen Publishing Interactive, Inc DEC22 ACCR 12/22/22		17.02			4,425.71
06	12/31/2022	AC-000152	Tropical Designs DEC22 ACCR 12/25/22		5.43			4,431.14
06	12/31/2022	AC-000152	Tropical Designs DEC22 ACCR 12/25/22		5.70			4,436.84
07	1/1/2023	AC-000152	Reversal: AGH DEC22 ACCR 12/21/22			130.40		4,306.44
07	1/1/2023	AC-000152	Reversal: EMPAC, Inc. DEC22 ACCR 01/01/23		14.78			4,321.22
07	1/1/2023	AC-000152	Reversal: Pen Publishing Interactive, Inc DEC22 ACCR 12/22/22			17.02		4,304.20
07	1/1/2023	AC-000152	Reversal: Tropical Designs DEC22 ACCR 12/25/22			5.43		4,298.77
07	1/1/2023	AC-000152	Reversal: Tropical Designs DEC22 ACCR 12/25/22			5.70		4,293.07
07	1/9/2023	AP-003228	00ALL2084 /IN: 952230		130.40			4,423.47
07	1/9/2023	AP-003228	00PEN5891 /IN: 214976		17.02			4,440.49
07	1/9/2023	AP-003228	00TRO9999 /IN: 54735		5.70			4,446.19
07	1/9/2023	AP-003228	00TRO9999 /IN: 54736		5.43			4,451.62
07	1/30/2023	AP-003236	00ALL2084 /IN: 952691		139.63			4,591.25
07	1/30/2023	AP-003236	00PEN5891 /IN: 215199		17.10			4,608.35
07	1/31/2023	AC-000155	Roaster Joes Inc. JAN23 ACCR 01/30/23		0.54			4,608.89
07	1/31/2023	AC-000155	Roaster Joes Inc. JAN23 ACCR 01/24/23		2.68			4,611.57
07	1/31/2023	AC-000155	Tropical Designs JAN23 ACCR 01/25/23		5.45			4,617.02
07	1/31/2023	AC-000155	Tropical Designs JAN23 ACCR 01/25/23		5.72			4,622.74
08	2/1/2023	AC-000155	Reversal: Roaster Joes Inc. JAN23 ACCR 01/30/23			0.54		4,622.20
08	2/1/2023	AC-000155	Reversal: Roaster Joes Inc. JAN23 ACCR 01/24/23			2.68		4,619.52
08	2/1/2023	AC-000155	Reversal: Tropical Designs JAN23 ACCR 01/25/23			5.45		4,614.07
08	2/1/2023	AC-000155	Reversal: Tropical Designs JAN23 ACCR 01/25/23			5.72		4,608.35
08	2/6/2023	AP-003241	00CIR9999 /IN: 20642982555		2.68			4,611.03
08	2/6/2023	AP-003241	00CIR9999 /IN: 20642987092		0.54			4,611.57
08	2/6/2023	AP-003241	00TRO9999 /IN: 54944		5.72			4,617.29
08	2/6/2023	AP-003241	00TRO9999 /IN: 54945		5.45			4,622.74
08	2/20/2023	AP-003247	00CIR9999 /IN: 20642989439		1.34			4,624.08
08	2/27/2023	AP-003252	00ALL2084 /IN: 953405		291.19			4,915.27
08	2/27/2023	AP-003252	00PEN5891 /IN: 215442		17.66			4,932.93
08	2/28/2023	AC-000157	Roaster Joes Inc. FEB23 ACCR 02/27/23		1.07			4,934.00

Funding Stream 85 - MUS-DW

Detail Postings for Period 01 Thru 12 Ending 6/30/2023

Account Number/Description		Period	Date	Journal	Comments	Beginning Balance	Debit	Credit	Net Change	Ending Balance
08		2/28/2023	AC-000157		Tropical Designs FEB23 ACCR 02/25/23		5.45			4,939.45
08		2/28/2023	AC-000157		Tropical Designs FEB23 ACCR 02/25/23		5.72			4,945.17
08		2/28/2023	AC-000157		Carahsoft Technology Corporation FEB23 ACCR 02/22/23		32.99			4,978.16
09		3/1/2023	AC-000157		Reversal: Roaster Joes Inc. FEB23 ACCR 02/27/23			1.07		4,977.09
09		3/1/2023	AC-000157		Reversal: Tropical Designs FEB23 ACCR 02/25/23			5.45		4,971.64
09		3/1/2023	AC-000157		Reversal: Tropical Designs FEB23 ACCR 02/25/23			5.72		4,965.92
09		3/1/2023	AC-000157		Reversal: Carahsoft Technology Corporation FEB23 ACCR 02/22/23			32.99		4,932.93
09		3/6/2023	AP-003253		00CAR9993 /IN: IN1337494		32.99			4,965.92
09		3/6/2023	AP-003253		00CIR9999 /IN: 20642996930		1.07			4,966.99
09		3/6/2023	AP-003253		00TRO9999 /IN: 55150		5.72			4,972.71
09		3/6/2023	AP-003253		00TRO9999 /IN: 55151		5.45			4,978.16
09		3/13/2023	AP-003258		00HIN9999 /IN: 343855		45.58			5,023.74
09		3/20/2023	AP-003261		00CIR9999 /IN: 20643004065		1.34			5,025.08
09		3/20/2023	AP-003261		00WIP8449 /IN: 2176876		70.50			5,095.58
09		3/20/2023	AP-003261		00WIP8449 /IN: 2195746		105.76			5,201.34
09		3/27/2023	AP-003262		00CIR9999 /IN: 20643004065		1.34			5,202.68
09		3/27/2023	AP-003262		00WAI9999 /IN: D84ED580022		104.49			5,307.17
09		3/31/2023	AC-000158		AGH MAR23 ACCR 03/22/23		232.06			5,539.23
09		3/31/2023	AC-000158		International Paper MAR23 ACCR 03/16/23		6.41			5,545.64
09		3/31/2023	AC-000158		Pen Publishing Interactive, Inc MAR23 ACCR 03/22/23		17.12			5,562.76
09		3/31/2023	AC-000158		Roaster Joes Inc. MAR23 ACCR 03/27/23		1.61			5,564.37
09		3/31/2023	AC-000158		Tropical Designs MAR23 ACCR 03/25/23		5.45			5,569.82
09		3/31/2023	AC-000158		Tropical Designs MAR23 ACCR 03/25/23		5.72			5,575.54
10		4/1/2023	AC-000158		Reversal: AGH MAR23 ACCR 03/22/23			232.06		5,343.48
10		4/1/2023	AC-000158		Reversal: International Paper MAR23 ACCR 03/16/23			6.41		5,337.07
10		4/1/2023	AC-000158		Reversal: Pen Publishing Interactive, Inc MAR23 ACCR 03/22/23			17.12		5,319.95
10		4/1/2023	AC-000158		Reversal: Roaster Joes Inc. MAR23 ACCR 03/27/23			1.61		5,318.34
10		4/1/2023	AC-000158		Reversal: Tropical Designs MAR23 ACCR 03/25/23			5.45		5,312.89
10		4/1/2023	AC-000158		Reversal: Tropical Designs MAR23 ACCR 03/25/23			5.72		5,307.17
10		4/3/2023	AP-003265		00ALL2084 /IN: 953871		232.06			5,539.23
10		4/3/2023	AP-003265		00CIR9999 /IN: 20643010950		1.61			5,540.84
10		4/3/2023	AP-003265		00EMP9999 /IN: 13794		14.78			5,555.62
10		4/3/2023	AP-003265		00INT2805 /IN: 953456		6.41			5,562.03
10		4/3/2023	AP-003265		00PEN5891 /IN: 215728		17.12			5,579.15
10		4/3/2023	AP-003265		00TRO9999 /IN: 55348		5.72			5,584.87
10		4/3/2023	AP-003265		00TRO9999 /IN: 55349		5.45			5,590.32
10		4/10/2023	MC-000385		Roaster Joes Inc. 0000051646			1.34		5,588.98
10		4/17/2023	AP-003274		00CIR9999 /IN: 20643017189		2.04			5,591.02
10		4/30/2023	AC-000159		00ALL2084 /IN: 954321 APR23 ACCR 04/30/23		268.69			5,859.71
10		4/30/2023	AC-000159		00CIR9999 /IN: 20643024780 APR23 ACCR 04/30/23		2.45			5,862.16
10		4/30/2023	AC-000159		00PEN5891 /IN: 215956 APR23 ACCR 04/30/23		24.72			5,886.88
10		4/30/2023	AC-000159		00TRO9999 /IN: 55546 APR23 ACCR 04/30/23		8.07			5,894.95
10		4/30/2023	AC-000159		00TRO9999 /IN: 55547 APR23 ACCR 04/30/23		7.68			5,902.63
10		4/30/2023	AC-000159		MUS DWG Indirects Correction APR23 ACCR 04/30/23			4,367.67		1,534.96
11		5/1/2023	AC-000159		Reversal: 00ALL2084 /IN: 954321 APR23 ACCR 04/30/23			268.69		1,266.27
11		5/1/2023	AC-000159		Reversal: 00CIR9999 /IN: 20643024780 APR23 ACCR 04/30/23			2.45		1,263.82
11		5/1/2023	AC-000159		Reversal: 00PEN5891 /IN: 215956 APR23 ACCR 04/30/23			24.72		1,239.10
11		5/1/2023	AC-000159		Reversal: 00TRO9999 /IN: 55546 APR23 ACCR 04/30/23			8.07		1,231.03
11		5/1/2023	AC-000159		Reversal: 00TRO9999 /IN: 55547 APR23 ACCR 04/30/23			7.68		1,223.35
11		5/1/2023	AC-000159		Reversal: MUS DWG Indirects Correction APR23 ACCR 04/30/23		4,367.67			5,591.02
11		5/1/2023	AP-003280		00CIR9999 /IN: 20643024780		2.45			5,593.47
11		5/1/2023	AP-003280		00PEN5891 /IN: 215956		24.72			5,618.19
11		5/8/2023	AP-003283		00ALL2084 /IN: 954321		268.69			5,886.88
11		5/8/2023	AP-003283		00TRO9999 /IN: 55546		8.07			5,894.95
11		5/8/2023	AP-003283		00TRO9999 /IN: 55547		7.68			5,902.63
11		5/22/2023	AP-003288		00GEO9999 /IN: 167239977		3,828.64			9,731.27
12		6/19/2023	AP-003304		00CAR9993 /IN: IN1412785		229.94			9,961.21
12		6/30/2023	AC-000161		00CAR9993 /IN: IN1418313 JUN23 ACCR 06/30/23		147.96			10,109.17
						0.00	17,169.02	7,059.85	10,109.17	10,109.17

Funding Stream 85 - MUS-DW

Detail Postings for Period 01 Thru 12 Ending 6/30/2023

Account Number/Description		Period	Date	Journal	Comments	Beginning Balance	Debit	Credit	Net Change	Ending Balance
513-304-85					SECURITY:Prog Op's-MUS-DW	0.00				
01	7/1/2022	AC-000141			Reversal: 00ALL9999 /IN: 12763872 JUN22 ACCR 06/30/22		37.69			37.69
01	7/1/2022	AC-000141			Reversal: 00ALL9999 /IN: 12932847 JUN22 ACCR 06/30/22			11.39		26.30
01	7/1/2022	AC-000141			Reversal: 00PRO9998 /IN: 145694065 JUN22 ACCR 06/30/22		15.95			42.25
01	7/18/2022	AP-003153			00ALL9999 /IN: 12880816		33.87			76.12
01	7/18/2022	AP-003153			00PRO9998 /IN: 146125803		14.25			90.37
01	7/18/2022	AP-003154			00ALL9999 /IN: 12932847		11.39			101.76
01	7/31/2022	AC-000145			Allied Universal Security Services JUL22 ACCR 07/28/22		8.12			109.88
02	8/1/2022	AC-000145			Reversal: Allied Universal Security Services JUL22 ACCR 07/28/22			8.12		101.76
02	8/8/2022	AP-003164			00ALL9999 /IN: 13009927		42.33			144.09
02	8/8/2022	AP-003164			00ALL9999 /IN: 13064679		8.12			152.21
02	8/22/2022	AP-003168			00PRO9998 /IN: 146538069		14.25			166.46
02	8/31/2022	AC-000146			Allied Universal Security Services AUG22 ACCR 08/25/22		13.72			180.18
03	9/1/2022	AC-000146			Reversal: Allied Universal Security Services AUG22 ACCR 08/25/22			13.72		166.46
03	9/5/2022	AP-003173			00ALL9999 /IN: 13184117		13.72			180.18
03	9/12/2022	AP-003176			00ALL9999 /IN: 13151431		33.87			214.05
03	9/26/2022	AP-003184			00PRO9998 /IN: 146927156		14.25			228.30
03	9/30/2022	AC-000148			ADT Commercial SEP22 ACCR 09/12/22		2.85			231.15
04	10/1/2022	AC-000148			Reversal: ADT Commercial SEP22 ACCR 09/12/22			2.85		228.30
04	10/3/2022	AP-003187			00ALL9999 /IN: 13274931 October Accrual		33.87			262.17
04	10/3/2022	AP-003187			00PRO9998 /IN: 147165898		2.85			265.02
04	10/10/2022	AP-003190			00ALL9999 /IN: 13329485		13.29			278.31
04	10/24/2022	AP-003198			00PRO9998 /IN: 147333207		14.25			292.56
05	11/7/2022	AP-003206			00ALL9999 /IN: 13415054		42.33			334.89
05	11/10/2022	AP-003208			00ALL9999 /IN: 13451517		13.23			348.12
05	11/30/2022	AC-000150			00ALL9999 /IN: 13573028 NOV22 ACCR 11/30/22		8.40			356.52
05	11/30/2022	AC-000150			00PRO9998 /IN: 147768457 NOV22 ACCR 11/30/22		13.59			370.11
06	12/1/2022	AC-000150			Reversal: 00ALL9999 /IN: 13573028 NOV22 ACCR 11/30/22			8.40		361.71
06	12/1/2022	AC-000150			Reversal: 00PRO9998 /IN: 147768457 NOV22 ACCR 11/30/22			13.59		348.12
06	12/5/2022	AP-003215			00ALL9999 /IN: 13573028		8.40			356.52
06	12/5/2022	AP-003215			00PRO9998 /IN: 147768457		13.59			370.11
06	12/12/2022	AP-003219			00COM3740 /IN: 20221125		13.59			383.70
06	12/19/2022	AP-003222			00ALL9999 /IN: 13540252		34.29			417.99
06	12/19/2022	AP-003222			00PRO9998 /IN: 148157515		14.16			432.15
07	1/9/2023	AP-003228			00ALL9999 /IN: 13661207		34.29			466.44
07	1/16/2023	AP-003232			00ALL9999 /IN: 13714883		13.10			479.54
07	1/31/2023	AC-000155			Allied Universal Security Services JAN23 ACCR 01/26/23		7.17			486.71
08	2/1/2023	AC-000155			Reversal: Allied Universal Security Services JAN23 ACCR 01/26/23			7.17		479.54
08	2/6/2023	AP-003241			00ALL9999 /IN: 13804489		42.87			522.41
08	2/6/2023	AP-003241			00ALL9999 /IN: 13832714		7.17			529.58
08	2/20/2023	AP-003247			00PRO9998 /IN: 149012039		14.22			543.80
08	2/28/2023	AC-000157			Allied Universal Security Services FEB23 ACCR 02/23/23		12.73			556.53
09	3/1/2023	AC-000157			Reversal: Allied Universal Security Services FEB23 ACCR 02/23/23			12.73		543.80
09	3/6/2023	AP-003253			00ALL9999 /IN: 13950472		12.73			556.53
09	3/6/2023	AP-003253			00ALL9999 /IN: 13953307		34.29			590.82
09	3/13/2023	AP-003258			00PRO9998 /IN: 149486673		14.22			605.04
10	4/3/2023	AP-003265			00ALL9999 /IN: 14042732		34.29			639.33
10	4/10/2023	AP-003271			00ALL9999 /IN: 14088280		22.67			662.00
10	4/10/2023	AP-003271			00PRO9998 /IN: 149896326		20.03			682.03
10	4/30/2023	AC-000159			00ALL9999 /IN: 14209055 APR23 ACCR 04/30/23		21.23			703.26
11	5/1/2023	AC-000159			Reversal: 00ALL9999 /IN: 14209055 APR23 ACCR 04/30/23			21.23		682.03
11	5/8/2023	AP-003283			00ALL9999 /IN: 14175928		68.25			750.28
11	5/8/2023	AP-003283			00ALL9999 /IN: 14209055		21.23			771.51
11	5/15/2023	AP-003284			00PRO9998 /IN: 150308835		20.03			791.54
11	5/31/2023	AC-000160			Allied Universal Security Services MAY23 ACCR 05/25/23		22.29			813.83
12	6/1/2023	AC-000160			Reversal: Allied Universal Security Services MAY23 ACCR 05/25/23			22.29		791.54
12	6/5/2023	AP-003294			00ALL9999 /IN: 14322617		22.29			813.83

Funding Stream 85 - MUS-DW

Detail Postings for Period 01 Thru 12 Ending 6/30/2023

Account Number/Description				Beginning Balance	Debit	Credit	Net Change	Ending Balance
Period	Date	Journal	Comments					
12	6/19/2023	AP-003303	00ALL9999 /IN: 14290275		55.27			869.10
12	6/19/2023	AP-003303	00PRO9998 /IN: 150693511		23.36			892.46
12	6/30/2023	AC-000161	00ALL9999 /IN: 14290275 JUN23 ACCR 06/30/23			55.27		837.19
12	6/30/2023	AC-000161	00ALL9999 /IN: 14453613 JUN23 ACCR 06/30/23		14.94			852.13
12	6/30/2023	AC-000161	00PRO9998 /IN: 150693511 JUN23 ACCR 06/30/23			23.36		828.77
				0.00	1,028.89	200.12	828.77	828.77
514-304-85	CONFERENCE EXP:Prog Op's-MUS-DW			0.00				
06	12/12/2022	PR-000411	Mangrove Import - 12/16/2022		372.00			372.00
06	12/26/2022	PR-000412	Mangrove Import - 12/30/2022		60.00			432.00
06	12/31/2022	AC-000152	Mangrove Import - 01/13/2023 DEC22 ACCR 12/31/22		65.00			497.00
07	1/1/2023	AC-000152	Reversal: Mangrove Import - 01/13/2023 DEC22 ACCR 12/31/22			65.00		432.00
07	1/9/2023	PR-000413	Mangrove Import - 01/13/2023		65.00			497.00
07	1/16/2023	AP-003232	00COM3740 /IN: 20221226		1,949.66			2,446.66
07	1/16/2023	AP-003232	00SHE7777 /IN: 20221206			124.00		2,322.66
11	5/31/2023	AC-000160	Keith Lawing MAY23 ACCR 05/30/23		75.00			2,397.66
12	6/1/2023	AC-000160	Reversal: Keith Lawing MAY23 ACCR 05/30/23			75.00		2,322.66
12	6/5/2023	AP-003294	00KEI2611 /IN: 20230530		75.00			2,397.66
12	6/30/2023	AC-000161	00COM3740 /IN: 20230626 JUN23 ACCR 06/30/23		610.85			3,008.51
				0.00	3,272.51	264.00	3,008.51	3,008.51
516-304-85	IT SUPPLIES:Prog Op's-MUS-DW			0.00				
09	3/13/2023	AP-003258	00COM3740 /IN: 20230227		52.88			52.88
10	4/30/2023	AC-000159	Q1 Use Tax APR23 ACCR 04/30/23		3.97			56.85
11	5/1/2023	AC-000159	Reversal: Q1 Use Tax APR23 ACCR 04/30/23			3.97		52.88
11	5/1/2023	GJ-003390	Q1 Use Tax		3.97			56.85
				0.00	60.82	3.97	56.85	56.85
517-304-85	IT LICENSES:Prog Op's-MUS-DW			0.00				
05	11/21/2022	AP-003211	00HIG9999 /IN: 206223		272.10			272.10
06	12/19/2022	AP-003222	00HIG9999 /IN: 207843		437.14			709.24
08	2/13/2023	AP-003244	00COM3740 /IN: 20230125		23.56			732.80
09	3/13/2023	AP-003258	00COM3740 /IN: 20230227		145.78			878.58
09	3/13/2023	AP-003258	00SOL9999 /IN: 2022120		186.69			1,065.27
11	5/22/2023	AP-003288	00INS9999 /IN: 924921115		1,046.40			2,111.67
12	6/12/2023	AP-003297	00HIG9999 /IN: 218792		277.00			2,388.67
				0.00	2,388.67	0.00	2,388.67	2,388.67
518-304-85	IT CONTRACTS:Prog Op's-MUS-DW			0.00				
05	11/21/2022	AP-003211	00NEC9999 /IN: 2534730		27.23			27.23
06	12/19/2022	AP-003222	00HIG9999 /IN: 207818		22.64			49.87
06	12/19/2022	AP-003222	00NEC9999 /IN: 2540803		27.23			77.10
07	1/9/2023	AP-003228	00HIG9999 /IN: 209272		23.58			100.68
07	1/23/2023	AP-003233	00NEC9999 /IN: 2547877		26.83			127.51
08	2/13/2023	AP-003244	00HIG9999 /IN: 211263		23.69			151.20
08	2/27/2023	AP-003252	00NEC9999 /IN: 2554170		26.83			178.03
09	3/13/2023	AP-003258	00HIG9999 /IN: 213275		23.69			201.72
09	3/13/2023	AP-003258	00HIG9999 /IN: 213307		2.12			203.84
09	3/20/2023	AP-003261	00HIG9999 /IN: 213866		12.69			216.53
09	3/31/2023	AC-000158	NEC Financial Services, LLC MAR23 ACCR 03/10/23		26.83			243.36
10	4/1/2023	AC-000158	Reversal: NEC Financial Services, LLC MAR23 ACCR 03/10/23			26.83		216.53
10	4/3/2023	AP-003265	00NEC9999 /IN: 2559866		26.83			243.36
10	4/17/2023	AP-003274	00HIG9999 /IN: 214932		33.38			276.74
10	4/30/2023	AC-000159	00HIG9999 /IN: 216409 APR23 ACCR 04/30/23		2.98			279.72
10	4/30/2023	AC-000159	00NEC9999 /IN: 2566661 APR23 ACCR 04/30/23		42.71			322.43
11	5/1/2023	AC-000159	Reversal: 00HIG9999 /IN: 216409 APR23 ACCR 04/30/23			2.98		319.45
11	5/1/2023	AC-000159	Reversal: 00NEC9999 /IN: 2566661 APR23 ACCR 04/30/23			42.71		276.74
11	5/1/2023	AP-003280	00NEC9999 /IN: 2566661		42.71			319.45
11	5/8/2023	AP-003283	00HIG9999 /IN: 216409		2.98			322.43
11	5/8/2023	AP-003283	00HIG9999 /IN: 216952		33.38			355.81
11	5/22/2023	AP-003288	00NEC9999 /IN: 2572226		42.71			398.52
12	6/12/2023	AP-003297	00HIG9999 /IN: 219099		35.70			434.22
12	6/30/2023	AC-000161	00WOR2092 /IN: 2578045 JUN23 ACCR 06/30/23		141.44			575.66
				0.00	648.18	72.52	575.66	575.66
520-304-85	DUES & SUBSCRIPTIONS:Prog Op's-MUS-DW			0.00				

Funding Stream 85 - MUS-DW

Detail Postings for Period 01 Thru 12 Ending 6/30/2023

Account Number/Description		Period	Date	Journal	Comments	Beginning Balance	Debit	Credit	Net Change	Ending Balance	
05		11/30/2022	AC-000150		00NON2583 /IN: 2815 NOV22 ACCR 11/30/22		16.85			16.85	
06		12/1/2022	AC-000150		Reversal: 00NON2583 /IN: 2815 NOV22 ACCR 11/30/22			16.85		0.00	
06		12/5/2022	AP-003215		00NON2583 /IN: 2815		16.85			16.85	
06		12/12/2022	AP-003219		00ELD2318 /IN: 14198		10.95			27.80	
06		12/26/2022	AP-003225		00ANDOVER /IN: 1259		8.77			36.57	
06		12/31/2022	AC-000152		Greater Wichita Partnership Inc. DEC22 ACCR 12/21/22		350.98			387.55	
07		1/1/2023	AC-000152		Reversal: Greater Wichita Partnership Inc. DEC22 ACCR 12/21/22			350.98		36.57	
07		1/9/2023	AP-003228		00GRE9996 /IN: 2023100656		350.98			387.55	
07		1/16/2023	AP-003232		00WINFIEL /IN: 2650		9.58			397.13	
07		1/31/2023	AC-000155		Mulvane Chamber of Commerce JAN23 ACCR 01/01/23		8.81			405.94	
08		2/1/2023	AC-000155		Reversal: Mulvane Chamber of Commerce JAN23 ACCR 01/01/23			8.81		397.13	
08		2/6/2023	AP-003241		00MUL9999 /IN: 20230101		8.81			405.94	
08		2/13/2023	AP-003244		00ELD2318 /IN: 14379		52.88			458.82	
08		2/27/2023	AP-003252		00WIBA /IN: 55		23.80			482.62	
09		3/13/2023	AP-003258		00WELLING /IN: 4699		3.53			486.15	
10		4/17/2023	AP-003274		00DER5974 /IN: 27663		17.39			503.54	
10		4/30/2023	AC-000159		00COM3740 /IN: 20230425 APR23 ACCR 04/30/23		2.68			506.22	
11		5/1/2023	AC-000159		Reversal: 00COM3740 /IN: 20230425 APR23 ACCR 04/30/23			2.68		503.54	
11		5/8/2023	AP-003283		00COM3740 /IN: 20230425		2.68			506.22	
12		6/12/2023	AP-003297		00COM3740 /IN: 20230525		2.87			509.09	
12		6/30/2023	AC-000161		00COM3740 /IN: 20230626 JUN23 ACCR 06/30/23		2.87			511.96	
						0.00	891.28	379.32	511.96	511.96	
525-304-85	EQUIPMENT:Prog Op's-MUS-DW					0.00					
01		7/1/2022	AC-000141		Reversal: 00DEL4500 /IN: 76678935 JUN22 ACCR 06/30/22			19.00		19.00	
01		7/7/2022	AP-003147		00DEL4500 /IN: 76678935		14.94			4.06	
01		7/14/2022	AP-003146		00DEL4500 /IN: 76678935		19.00			14.94	
01		7/18/2022	AP-003153		00HIG9999 /IN: 197584		23.73			38.67	
01		7/25/2022	AP-003156		00DEL4500 /IN: 76976634		32.16			70.83	
02		8/8/2022	AP-003164		00HIG9999 /IN: 198881		23.73			94.56	
02		8/22/2022	AP-003168		00DEL4500 /IN: 77293366		32.16			126.72	
02		8/31/2022	AC-000146		Dell Marketing L.P. AUG22 ACCR 08/29/22		838.46			965.18	
02		8/31/2022	AC-000146		Dell Marketing L.P. AUG22 ACCR 08/29/22		3,179.70			4,144.88	
03		9/1/2022	AC-000146		Reversal: Dell Marketing L.P. AUG22 ACCR 08/29/22			838.46		3,306.42	
03		9/1/2022	AC-000146		Reversal: Dell Marketing L.P. AUG22 ACCR 08/29/22			3,179.70		126.72	
03		9/5/2022	AP-003173		00DEL3264 /IN: 10610629622		3,179.70			3,306.42	
03		9/5/2022	AP-003173		00DEL3264 /IN: 10610629622		838.46			4,144.88	
03		9/12/2022	AP-003176		00HIG9999 /IN: 201081		51.15			4,196.03	
03		9/19/2022	AP-003181		00HIG9999 /IN: 201634		23.73			4,219.76	
03		9/19/2022	AP-003181		00HIG9999 /IN: 202312		83.87			4,303.63	
03		9/26/2022	AP-003184		00DEL4500 /IN: 77584609		32.16			4,335.79	
04		10/10/2022	AP-003190		00HIG9999 /IN: 203377		23.73			4,359.52	
04		10/24/2022	AP-003198		00DEL4500 /IN: 77897079		32.16			4,391.68	
04		10/24/2022	AP-003198		00HIG9999 /IN: 201082		51.15			4,442.83	
05		11/10/2022	AP-003208		00HIG9999 /IN: 205515		23.73			4,466.56	
05		11/21/2022	AP-003211		00CIS9999 /IN: 78130665		112.55			4,579.11	
05		11/21/2022	AP-003211		00DEL4500 /IN: 78189930		33.06			4,612.17	
06		12/26/2022	AP-003225		00CIS9999 /IN: 78443697		112.55			4,724.72	
06		12/26/2022	AP-003225		00DEL4500 /IN: 78480906		32.57			4,757.29	
07		1/16/2023	AP-003232		00CIS9999 /IN: 78666265		117.21			4,874.50	
07		1/23/2023	AP-003233		00DEL4500 /IN: 78770669		32.57			4,907.07	
08		2/20/2023	AP-003247		00CIS9999 /IN: 79018396		117.73			5,024.80	
08		2/20/2023	AP-003247		00DEL3264 /IN: 10650816419		1,698.12			6,722.92	
08		2/20/2023	AP-003247		00DEL4500 /IN: 78950653		32.57			6,755.49	
09		3/13/2023	AP-003258		00COM3740 /IN: 20230227		37.90			6,793.39	
09		3/27/2023	AP-003262		00CIS9999 /IN: 79306728		117.73			6,911.12	
09		3/27/2023	AP-003262		00DEL4500 /IN: 79314871		32.57			6,943.69	
10		4/24/2023	AP-003277		00CIS9999 /IN: 79568178		165.90			7,109.59	
10		4/24/2023	AP-003277		00DEL4500 /IN: 79591532		51.85			7,161.44	
11		5/22/2023	AP-003288		00DEL4500 /IN: 79860196		51.85			7,213.29	
12		6/30/2023	AC-000161		00DEL4500 /IN: 80131599 JUN23 ACCR 06/30/23		27.99			7,241.28	
						0.00	11,278.44	4,037.16	7,241.28	7,241.28	

Funding Stream 85 - MUS-DW

Detail Postings for Period 01 Thru 12 Ending 6/30/2023

Account Number/Description				Beginning Balance	Debit	Credit	Net Change	Ending Balance
Period	Date	Journal	Comments					
530-304-85			INDIRECT EXP:Prog Op's-MUS-DW	0.00				
10	4/30/2023	AC-000159	MUS DWG Indirects Correction APR23 ACCR 04/30/23		966.71			966.71
10	4/30/2023	AC-000159	MUS DWG Indirects Correction APR23 ACCR 04/30/23		885.05			1,851.76
10	4/30/2023	AC-000159	MUS DWG Indirects Correction APR23 ACCR 04/30/23		13.23			1,864.99
10	4/30/2023	AC-000159	MUS DWG Indirects Correction APR23 ACCR 04/30/23		238.58			2,103.57
11	5/1/2023	AC-000159	Reversal: MUS DWG Indirects Correction APR23 ACCR 04/30/23			966.71		1,136.86
11	5/1/2023	AC-000159	Reversal: MUS DWG Indirects Correction APR23 ACCR 04/30/23			885.05		251.81
11	5/1/2023	AC-000159	Reversal: MUS DWG Indirects Correction APR23 ACCR 04/30/23			13.23		238.58
11	5/1/2023	AC-000159	Reversal: MUS DWG Indirects Correction APR23 ACCR 04/30/23			238.58		0.00
11	5/22/2023	GJ-003409	Indirect Allocation IND 5/22 5/22/2023		205.39			205.39
11	5/29/2023	GJ-003402	Indirect Allocation IND 5/29 45075		333.43			538.82
11	5/31/2023	AC-000160	Indirect accrual MAY23 ACCR 05/31/23		621.13			1,159.95
11	5/31/2023	AC-000160	Indirect actual MAY23 ACCR 05/31/23		568.39			1,728.34
11	5/31/2023	AC-000160	Indirect reversal MAY23 ACCR 05/31/23			333.43		1,394.91
11	5/31/2023	AC-000160	Indirect reversal MAY23 ACCR 05/31/23			205.39		1,189.52
12	6/1/2023	AC-000160	Reversal: Indirect accrual MAY23 ACCR 05/31/23			621.13		568.39
12	6/1/2023	AC-000160	Reversal: Indirect actual MAY23 ACCR 05/31/23			568.39		0.00
12	6/1/2023	AC-000160	Reversal: Indirect reversal MAY23 ACCR 05/31/23		333.43			333.43
12	6/1/2023	AC-000160	Reversal: Indirect reversal MAY23 ACCR 05/31/23		205.39			538.82
12	6/5/2023	GJ-003404	Indirect Allocation IND 6/5 6/5/2023		346.87			885.69
12	6/12/2023	GJ-003412	Indirect Allocation IND 6/12 45089		372.72			1,258.41
12	6/19/2023	GJ-003416	Indirect Allocation IND 6/19 6/19/2023		118.00			1,376.41
12	6/26/2023	GJ-003421	Indirect Allocation IND 6/26 6/26/2023		391.21			1,767.62
12	6/30/2023	AC-000161	Indirect Allocation IND 5/31 05/31/23 JUN23 ACCR 06/30/23		29.57			1,797.19
12	6/30/2023	AC-000161	Indirect Allocation IND 7/13 45120 JUN23 ACCR 06/30/23		74.33			1,871.52
12	6/30/2023	AC-000161	June indirect accrual allocation JUN23 ACCR 06/30/23		624.38			2,495.90
				0.00	6,327.81	3,831.91	2,495.90	2,495.90
540-304-85			INSURANCE:Prog Op's-MUS-DW	0.00				
01	7/18/2022	AP-003153	00CNA9999 /IN: 20220630		3.53			3.53
01	7/18/2022	AP-003153	00CNA9999 /IN: 20220630		6.91			10.44
01	7/18/2022	AP-003153	00CNA9999 /IN: 20220630		23.84			34.28
01	7/31/2022	AC-000145	The Hartford JUL22 ACCR 07/25/22		23.58			57.86
02	8/1/2022	AC-000145	Reversal: The Hartford JUL22 ACCR 07/25/22			23.58		34.28
02	8/8/2022	AP-003164	00THE2354 /IN: 11271147		23.58			57.86
02	8/15/2022	AP-003166	00COM3740 /IN: 20220725		23.58			81.44
02	8/31/2022	AC-000146	The Hartford AUG22 ACCR 08/23/22		23.58			105.02
02	8/31/2022	AC-000146	West Bend Mutual Insurance Company AUG22 ACCR 08/25/22		220.82			325.84
03	9/1/2022	AC-000146	Reversal: The Hartford AUG22 ACCR 08/23/22			23.58		302.26
03	9/1/2022	AC-000146	Reversal: West Bend Mutual Insurance Company AUG22 ACCR 08/25/22			220.82		81.44
03	9/5/2022	AP-003173	00THE2354 /IN: 20220823		23.58			105.02
03	9/5/2022	AP-003173	00WES9998 /IN: 20220825		220.82			325.84
03	9/30/2022	AC-000148	The Hartford SEP22 ACCR 09/23/22		23.58			349.42
04	10/1/2022	AC-000148	Reversal: The Hartford SEP22 ACCR 09/23/22			23.58		325.84
04	10/3/2022	AP-003187	00THE2354 /IN: 20220923 October Accrual		23.58			349.42
04	10/31/2022	AP-003201	00THE2354 /IN: 20221024		23.58			373.00
06	12/12/2022	AP-003219	00WES9998 /IN: 20221124		210.69			583.69
08	2/20/2023	AP-003247	00WOR2092 /IN: 20230123		25.52			609.21
08	2/28/2023	AC-000157	The Hartford FEB23 ACCR 02/23/23		25.52			634.73
08	2/28/2023	AC-000157	West Bend Mutual Insurance Company FEB23 ACCR 02/22/23		219.43			854.16
09	3/1/2023	AC-000157	Reversal: The Hartford FEB23 ACCR 02/23/23			25.52		828.64
09	3/1/2023	AC-000157	Reversal: West Bend Mutual Insurance Company FEB23 ACCR 02/22/23			219.43		609.21
09	3/6/2023	AP-003253	00THE2354 /IN: 20230223		25.52			634.73
09	3/6/2023	AP-003253	00WES9998 /IN: 20230222		219.43			854.16
09	3/31/2023	AC-000158	The Hartford MAR23 ACCR 03/23/23		25.52			879.68
10	4/1/2023	AC-000158	Reversal: The Hartford MAR23 ACCR 03/23/23			25.52		854.16
10	4/3/2023	AP-003265	00THE2354 /IN: 20230323		25.52			879.68
10	4/30/2023	AC-000159	00THE2354 /IN: 20230424 APR23 ACCR 04/30/23		35.08			914.76

Funding Stream 85 - MUS-DW

Detail Postings for Period 01 Thru 12 Ending 6/30/2023

Account Number/Description				Beginning Balance	Debit	Credit	Net Change	Ending Balance
Period	Date	Journal	Comments					
10	4/30/2023	AC-000159	MUS DWG Indirects Correction APR23 ACCR 04/30/23			885.05		29.71
11	5/1/2023	AC-000159	Reversal: 00THE2354 /IN: 20230424 APR23 ACCR 04/30/23			35.08		5.37-
11	5/1/2023	AC-000159	Reversal: MUS DWG Indirects Correction APR23 ACCR 04/30/23		885.05			879.68
11	5/1/2023	AP-003280	00THE2354 /IN: 20230424		35.08			914.76
				<u>0.00</u>	<u>2,396.92</u>	<u>1,482.16</u>	<u>914.76</u>	<u>914.76</u>
552-304-85	OUTREACH:Prog Op's-MUS-DW			0.00				
03	9/12/2022	AP-003176	00COM3740 /IN: 20220825		20.77			20.77
07	1/31/2023	AC-000155	Wellington Area Chamber of Commerce and CVB JAN23 ACCR 01/30/23		2.64			23.41
08	2/1/2023	AC-000155	Reversal: Wellington Area Chamber of Commerce and CVB JAN23 ACCR 01/30/23			2.64		20.77
08	2/6/2023	AP-003241	00WELLING /IN: 4609		2.64			23.41
08	2/13/2023	AP-003244	00COM3740 /IN: 20230125		10.84			34.25
10	4/30/2023	AC-000159	00COM3740 /IN: 20230425 APR23 ACCR 04/30/23		11.92			46.17
11	5/1/2023	AC-000159	Reversal: 00COM3740 /IN: 20230425 APR23 ACCR 04/30/23			11.92		34.25
11	5/8/2023	AP-003283	00COM3740 /IN: 20230425		11.92			46.17
				<u>0.00</u>	<u>60.73</u>	<u>14.56</u>	<u>46.17</u>	<u>46.17</u>
555-304-85	OFFICE SUPPLIES:Prog Op's-MUS-DW			0.00				
01	7/1/2022	AC-000141	Reversal: 00COM3740 /IN: 20220627 JUN22 ACCR 06/30/22			36.90		36.90-
01	7/1/2022	AC-000141	Reversal: 00PRA9999 /IN: 1402963 JUN22 ACCR 06/30/22			4.96		41.86-
01	7/1/2022	AC-000141	Reversal: 00WOR2092 /IN: 20220625 JUN22 ACCR 06/30/22			2.95		44.81-
01	7/14/2022	AP-003146	00PRA9999 /IN: 1402963		4.96			39.85-
01	7/18/2022	AP-003154	00COM3740 /IN: 20220627		36.90			2.95-
01	7/18/2022	AP-003154	00WOR2092 /IN: 20220625		2.95			0.00
01	7/31/2022	AC-000145	PrairieFire Coffee Roasters JUL22 ACCR 07/18/22		1.61			1.61
01	7/31/2022	AC-000145	Workforce Alliance JUL22 ACCR 07/25/22		1.37			2.98
02	8/1/2022	AC-000145	Reversal: PrairieFire Coffee Roasters JUL22 ACCR 07/18/22			1.61		1.37
02	8/1/2022	AC-000145	Reversal: Workforce Alliance JUL22 ACCR 07/25/22			1.37		0.00
02	8/1/2022	AP-003160	00PRA9999 /IN: 1201056822		1.61			1.61
02	8/8/2022	AP-003164	00WOR2092 /IN: 20220725		1.37			2.98
02	8/15/2022	AP-003166	00COM3740 /IN: 20220725		3.52			6.50
02	8/22/2022	AP-003168	00PRA9999 /IN: 1413525		1.19			7.69
02	8/31/2022	AC-000146	Dell Marketing L.P. AUG22 ACCR 08/29/22		628.42			636.11
03	9/1/2022	AC-000146	Reversal: Dell Marketing L.P. AUG22 ACCR 08/29/22			628.42		7.69
03	9/5/2022	AP-003173	00DEL3264 /IN: 10610629622		628.42			636.11
03	9/12/2022	AP-003176	00COM3740 /IN: 20220825		34.11			670.22
03	9/12/2022	AP-003176	00DEL3264 /IN: 10611735377		95.44			765.66
03	9/12/2022	AP-003176	00PRA9999 /IN: 1417157		1.19			766.85
03	9/12/2022	AP-003176	00PRA9999 /IN: 1420688		1.19			768.04
03	9/12/2022	AP-003176	00ROB8803 /IN: 588835		17.00			785.04
03	9/12/2022	AP-003176	00WOR2092 /IN: 20220825		2.07			787.11
03	9/26/2022	AP-003184	00PRA9999 /IN: 1424236		1.19			788.30
03	9/30/2022	AC-000148	PrairieFire Coffee Roasters SEP22 ACCR 09/27/22		1.19			789.49
03	9/30/2022	AC-000148	PrairieFire Coffee Roasters SEP22 ACCR 09/26/22		4.43			793.92
04	10/1/2022	AC-000148	Reversal: PrairieFire Coffee Roasters SEP22 ACCR 09/27/22			1.19		792.73
04	10/1/2022	AC-000148	Reversal: PrairieFire Coffee Roasters SEP22 ACCR 09/26/22			4.43		788.30
04	10/3/2022	AP-003187	00PRA9999 /IN: 1427766		4.43			792.73
04	10/3/2022	AP-003187	00PRA9999 /IN: 1428175		1.19			793.92
04	10/10/2022	AP-003190	00WOR2092 /IN: 20220925		11.05			804.97
04	10/17/2022	AP-003194	00COM3740 /IN: 20220926		0.99			805.96
05	11/10/2022	AP-003208	00WOR2092 /IN: 20221025		3.00			808.96
05	11/30/2022	AC-000150	00PRA9999 /IN: 1438446 NOV22 ACCR 11/30/22		1.14			810.10
06	12/1/2022	AC-000150	Reversal: 00PRA9999 /IN: 1438446 NOV22 ACCR 11/30/22			1.14		808.96
06	12/5/2022	AP-003215	00PRA9999 /IN: 1438446		1.14			810.10
06	12/12/2022	AP-003219	00COM3740 /IN: 20221125		9.85			819.95
06	12/12/2022	AP-003219	00PRA9999 /IN: 1442277		2.17			822.12
06	12/12/2022	AP-003219	00WOR2092 /IN: 20221125		14.12			836.24
06	12/26/2022	AP-003225	00PRA9999 /IN: 1445423		1.14			837.38
06	12/31/2022	AC-000152	PrairieFire Coffee Roasters DEC22 ACCR 12/19/22		3.20			840.58
07	1/1/2023	AC-000152	Reversal: PrairieFire Coffee Roasters DEC22 ACCR			3.20		837.38



General Ledger Detail Report

Workforce Alliance of (WFA)

Funding Stream 85 - MUS-DW

Detail Postings for Period 01 Thru 12 Ending 6/30/2023

Account Number/Description		Period	Date	Journal	Comments	Beginning Balance	Debit	Credit	Net Change	Ending Balance
					12/19/22					
07		1/9/2023	AP-003228		00PRA9999 /IN: 1301114723		1.14			838.52
07		1/9/2023	AP-003228		00PRA9999 /IN: 1449076		3.20			841.72
07		1/16/2023	AP-003232		00COM3740 /IN: 20221226		34.67			876.39
07		1/16/2023	AP-003232		00WOR2092 /IN: 20221225		12.77			889.16
07		1/31/2023	AC-000155		PrairieFire Coffee Roasters JAN23 ACCR 01/30/23		2.22			891.38
07		1/31/2023	AC-000155		Roberts Hutch-Line, Inc. JAN23 ACCR 01/24/23		18.49			909.87
07		1/31/2023	AC-000155		Workforce Alliance JAN23 ACCR 01/25/23		3.99			913.86
08		2/1/2023	AC-000155		Reversal: PrairieFire Coffee Roasters JAN23 ACCR 01/30/23			2.22		911.64
08		2/1/2023	AC-000155		Reversal: Roberts Hutch-Line, Inc. JAN23 ACCR 01/24/23			18.49		893.15
08		2/1/2023	AC-000155		Reversal: Workforce Alliance JAN23 ACCR 01/25/23			3.99		889.16
08		2/6/2023	AP-003241		00PRA9999 /IN: 1459658		2.22			891.38
08		2/6/2023	AP-003241		00ROB8803 /IN: 599242		18.49			909.87
08		2/6/2023	AP-003241		00WOR2092 /IN: 20230125		3.99			913.86
08		2/13/2023	AP-003244		00COM3740 /IN: 20230125		7.64			921.50
08		2/20/2023	AP-003247		00PRA9999 /IN: 1463695		1.17			922.67
08		2/27/2023	AP-003252		00PRA9999 /IN: 1463301		1.17			923.84
09		3/13/2023	AP-003258		00COM3740 /IN: 20230227		10.10			933.94
09		3/20/2023	AP-003261		00PRA9999 /IN: 1466785		4.33			938.27
09		3/20/2023	AP-003261		00WOR2092 /IN: 20230225		13.76			952.03
10		4/10/2023	AP-003271		00COM3740 /IN: 20230327		56.13			1,008.16
10		4/10/2023	AP-003271		00PRA9999 /IN: 1473921		1.64			1,009.80
10		4/10/2023	AP-003271		00WOR2092 /IN: 20230325		7.09			1,016.89
10		4/24/2023	AP-003277		00PRA9999 /IN: 1477545		1.64			1,018.53
10		4/30/2023	AC-000159		00COM3740 /IN: 20230425 APR23 ACCR 04/30/23		34.85			1,053.38
10		4/30/2023	AC-000159		00PRA9999 /IN: 1481029 APR23 ACCR 04/30/23		1.64			1,055.02
10		4/30/2023	AC-000159		MUS DWG Indirects Correction APR23 ACCR 04/30/23			13.23		1,041.79
11		5/1/2023	AC-000159		Reversal: 00COM3740 /IN: 20230425 APR23 ACCR 04/30/23			34.85		1,006.94
11		5/1/2023	AC-000159		Reversal: 00PRA9999 /IN: 1481029 APR23 ACCR 04/30/23			1.64		1,005.30
11		5/1/2023	AC-000159		Reversal: MUS DWG Indirects Correction APR23 ACCR 04/30/23		13.23			1,018.53
11		5/8/2023	AP-003283		00COM3740 /IN: 20230425		34.85			1,053.38
11		5/8/2023	AP-003283		00PRA9999 /IN: 1481029		1.64			1,055.02
11		5/15/2023	AP-003284		00WOR2092 /IN: 20230425		24.68			1,079.70
12		6/12/2023	AP-003297		00COM3740 /IN: 20230525		0.05			1,079.75
						0.00	1,840.34	760.59	1,079.75	1,079.75
560-304-85					MEETING EXP:Prog Op's-MUS-DW	0.00				
01		7/1/2022	AC-000141		Reversal: 00COM3740 /IN: 20220627 JUN22 ACCR 06/30/22			2.55		2.55-
01		7/18/2022	AP-003154		00COM3740 /IN: 20220627		2.55			0.00
02		8/15/2022	AP-003166		00COM3740 /IN: 20220725		2.28			2.28
03		9/12/2022	AP-003176		00COM3740 /IN: 20220825		2.28			4.56
04		10/17/2022	AP-003194		00COM3740 /IN: 20220926		2.28			6.84
05		11/10/2022	AP-003208		00COM3740 /IN: 20221025		2.28			9.12
06		12/12/2022	AP-003219		00COM3740 /IN: 20221125		2.17			11.29
07		1/16/2023	AP-003232		00COM3740 /IN: 20221226		27.03			38.32
08		2/13/2023	AP-003244		00COM3740 /IN: 20230125		2.27			40.59
08		2/13/2023	AP-003244		00COM3740 /IN: 20230125		16.11			56.70
09		3/13/2023	AP-003258		00COM3740 /IN: 20230227		1.70			58.40
09		3/13/2023	AP-003258		00COM3740 /IN: 20230227		86.83			145.23
10		4/10/2023	AP-003271		00COM3740 /IN: 20230327		2.45			147.68
10		4/10/2023	AP-003271		00COM3740 /IN: 20230327		16.11			163.79
10		4/30/2023	AC-000159		00COM3740 /IN: 20230425 APR23 ACCR 04/30/23		2.56			166.35
11		5/1/2023	AC-000159		Reversal: 00COM3740 /IN: 20230425 APR23 ACCR 04/30/23			2.56		163.79
11		5/8/2023	AP-003283		00COM3740 /IN: 20230425		2.56			166.35
12		6/12/2023	AP-003297		00COM3740 /IN: 20230525		99.71			266.06
12		6/12/2023	AP-003297		00COM3740 /IN: 20230525		17.19			283.25
12		6/30/2023	AC-000161		00COM3740 /IN: 20230626 JUN23 ACCR 06/30/23		2.74			285.99
12		6/30/2023	AC-000161		00COM3740 /IN: 20230626 JUN23 ACCR 06/30/23		17.19			303.18
						0.00	308.29	5.11	303.18	303.18
572-304-85					POSTAGE:Prog Op's-MUS-DW	0.00				
01		7/1/2022	AC-000141		Reversal: 00COM3740 /IN: 20220627 JUN22 ACCR 06/30/22			1.70		1.70-

Funding Stream 85 - MUS-DW

Detail Postings for Period 01 Thru 12 Ending 6/30/2023

Account Number/Description				Beginning Balance	Debit	Credit	Net Change	Ending Balance
Period	Date	Journal	Comments					
01	7/18/2022	AP-003154	00COM3740 /IN: 20220627		1.70			0.00
02	8/15/2022	AP-003166	00COM3740 /IN: 20220725		0.64			0.64
03	9/12/2022	AP-003176	00COM3740 /IN: 20220825		0.64			1.28
04	10/17/2022	AP-003194	00COM3740 /IN: 20220926		0.64			1.92
05	11/10/2022	AP-003208	00COM3740 /IN: 20221025		0.64			2.56
06	12/12/2022	AP-003219	00COM3740 /IN: 20221125		1.33			3.89
07	1/16/2023	AP-003232	00COM3740 /IN: 20221226		1.81			5.70
08	2/13/2023	AP-003244	00COM3740 /IN: 20230125		0.63			6.33
09	3/13/2023	AP-003258	00COM3740 /IN: 20230227		2.17			8.50
10	4/10/2023	AP-003271	00COM3740 /IN: 20230327		2.25			10.75
10	4/30/2023	AC-000159	00COM3740 /IN: 20230425 APR23 ACCR 04/30/23		2.38			13.13
10	4/30/2023	AC-000159	MUS DWG Indirects Correction APR23 ACCR 04/30/23			238.58		225.45-
11	5/1/2023	AC-000159	Reversal: 00COM3740 /IN: 20230425 APR23 ACCR 04/30/23			2.38		227.83-
11	5/1/2023	AC-000159	Reversal: MUS DWG Indirects Correction APR23 ACCR 04/30/23		238.58			10.75
11	5/8/2023	AP-003283	00COM3740 /IN: 20230425		2.38			13.13
				0.00	255.79	242.66	13.13	13.13
576-304-85	RENT:Prog Op's-MUS-DW			0.00				
01	7/1/2022	AC-000141	Reversal: 00NEW0100 /IN: 20220701 JUN22 ACCR 06/30/22		359.24			359.24
02	8/1/2022	AP-003160	00NEW0100 /IN: 20220801		322.83			682.07
02	8/29/2022	AP-003172	00NEW0100 /IN: 20220901		322.83			1,004.90
02	8/31/2022	AC-000146	New Leaf Plaza, LLC AUG22 ACCR 09/01/22			322.83		682.07
03	9/1/2022	AC-000146	Reversal: New Leaf Plaza, LLC AUG22 ACCR 09/01/22		322.83			1,004.90
03	9/26/2022	AP-003184	00NEW0100 /IN: 20221001		322.83			1,327.73
03	9/30/2022	AC-000148	New Leaf Plaza, LLC SEP22 ACCR 10/01/22			322.83		1,004.90
04	10/1/2022	AC-000148	Reversal: New Leaf Plaza, LLC SEP22 ACCR 10/01/22		322.83			1,327.73
04	10/31/2022	AC-000149	00NEW0100 /IN: 20221101 OCT22 ACCR 10/31/22			322.83		1,004.90
04	10/31/2022	AP-003201	00NEW0100 /IN: 20221101		322.83			1,327.73
05	11/1/2022	AC-000149	Reversal: 00NEW0100 /IN: 20221101 OCT22 ACCR 10/31/22		322.83			1,650.56
05	11/21/2022	AP-003211	00NEW0100 /IN: 20221201		331.85			1,982.41
05	11/30/2022	AC-000150	New Leaf Plaza, LLC NOV22 ACCR 12/01/22			331.85		1,650.56
06	12/1/2022	AC-000150	Reversal: New Leaf Plaza, LLC NOV22 ACCR 12/01/22		331.85			1,982.41
06	12/26/2022	AP-003225	00NEW0100 /IN: 20230101		326.91			2,309.32
06	12/31/2022	AC-000152	New Leaf Plaza, LLC DEC22 ACCR 01/01/23			326.91		1,982.41
07	1/1/2023	AC-000152	Reversal: New Leaf Plaza, LLC DEC22 ACCR 01/01/23		326.91			2,309.32
07	1/30/2023	AP-003236	00NEW0100 /IN: 20230201		326.91			2,636.23
07	1/31/2023	AC-000155	New Leaf Plaza, LLC JAN23 ACCR 02/01/23			326.91		2,309.32
08	2/1/2023	AC-000155	Reversal: New Leaf Plaza, LLC JAN23 ACCR 02/01/23		326.91			2,636.23
08	2/27/2023	AP-003252	00NEW0100 /IN: 20230301		326.91			2,963.14
08	2/28/2023	AC-000157	New Leaf Plaza, LLC FEB23 ACCR 03/01/23			326.91		2,636.23
09	3/1/2023	AC-000157	Reversal: New Leaf Plaza, LLC FEB23 ACCR 03/01/23		326.91			2,963.14
09	3/27/2023	AP-003262	00NEW0100 /IN: 20230401		326.91			3,290.05
09	3/31/2023	AC-000158	New Leaf Plaza, LLC MAR23 ACCR 04/01/23			326.91		2,963.14
10	4/1/2023	AC-000158	Reversal: New Leaf Plaza, LLC MAR23 ACCR 04/01/23		326.91			3,290.05
11	5/1/2023	AP-003280	00NEW0100 /IN: 20230501		520.45			3,810.50
11	5/29/2023	AP-003291	00NEW0100 /IN: 20230601		520.45			4,330.95
11	5/31/2023	AC-000160	New Leaf Plaza, LLC MAY23 ACCR 06/01/23			520.45		3,810.50
12	6/1/2023	AC-000160	Reversal: New Leaf Plaza, LLC MAY23 ACCR 06/01/23		520.45			4,330.95
12	6/19/2023	AP-003303	00NEW0100 /IN: 20230701		868.63			5,199.58
12	6/30/2023	AC-000161	00NEW0100 /IN: 172 JUN23 ACCR 06/30/23		677.93			5,877.51
12	6/30/2023	AC-000161	00NEW0100 /IN: 20230701 JUN23 ACCR 06/30/23			868.63		5,008.88
				0.00	9,005.94	3,997.06	5,008.88	5,008.88
577-304-85	UTILITIES:Prog Op's-MUS-DW			0.00				
01	7/1/2022	AC-000141	Reversal: 00VER3921 /IN: 9908976593 JUN22 ACCR 06/30/22			49.83		49.83-
01	7/7/2022	AP-003147	00SUM8833 /IN: 20220620		3.13			46.70-
01	7/14/2022	AP-003146	00VER3921 /IN: 9908976593		49.83			3.13
01	7/18/2022	AP-003153	00COX /IN: 20220626		32.72			35.85
01	7/18/2022	AP-003153	00LEV9999 /IN: 300306357		54.98			90.83
01	7/18/2022	AP-003153	00LEV9999 /IN: 300553650		3.98			94.81

Account Number/Description				Beginning Balance	Debit	Credit	Net Change	Ending Balance
Period	Date	Journal	Comments					
01	7/31/2022	AC-000145	Sumner Communications, Inc. JUL22 ACCR 07/18/22		3.26			98.07
01	7/31/2022	AC-000145	Verizon JUL22 ACCR 07/16/22		44.69			142.76
02	8/1/2022	AC-000145	Reversal: Sumner Communications, Inc. JUL22 ACCR 07/18/22			3.26		139.50
02	8/1/2022	AC-000145	Reversal: Verizon JUL22 ACCR 07/16/22			44.69		94.81
02	8/1/2022	AP-003160	00VER3921 /IN: 9911293521		44.69			139.50
02	8/8/2022	AP-003164	00SUM8833 /IN: 20220718		3.26			142.76
02	8/15/2022	AP-003166	00COM3740 /IN: 20220725		3.13			145.89
02	8/15/2022	AP-003166	00COX /IN: 20220729		31.62			177.51
02	8/15/2022	AP-003166	00LEV9999 /IN: 304210933		54.85			232.36
02	8/22/2022	AP-003168	00CEN9997 /IN: 20220806		5.62			237.98
02	8/22/2022	AP-003168	00LEV9999 /IN: 304583366		3.98			241.96
02	8/31/2022	AC-000146	Sumner Communications, Inc. AUG22 ACCR 08/18/22		3.26			245.22
02	8/31/2022	AC-000146	Verizon AUG22 ACCR 08/16/22		41.69			286.91
03	9/1/2022	AC-000146	Reversal: Sumner Communications, Inc. AUG22 ACCR 08/18/22			3.26		283.65
03	9/1/2022	AC-000146	Reversal: Verizon AUG22 ACCR 08/16/22			41.69		241.96
03	9/5/2022	AP-003173	00SUM8833 /IN: 20220818		3.26			245.22
03	9/5/2022	AP-003173	00VER3921 /IN: 9913623506		41.69			286.91
03	9/12/2022	AP-003176	00COX /IN: 20220828		31.66			318.57
03	9/12/2022	AP-003176	00LEV9999 /IN: 600814244		54.98			373.55
03	9/19/2022	AP-003181	00LEV9999 /IN: 601242655		3.98			377.53
03	9/30/2022	AC-000148	Sumner Communications, Inc. SEP22 ACCR 09/22/22		3.26			380.79
03	9/30/2022	AC-000148	Verizon SEP22 ACCR 09/16/22		63.26			444.05
04	10/1/2022	AC-000148	Reversal: Sumner Communications, Inc. SEP22 ACCR 09/22/22			3.26		440.79
04	10/1/2022	AC-000148	Reversal: Verizon SEP22 ACCR 09/16/22			63.26		377.53
04	10/3/2022	AP-003187	00SUM8833 /IN: 20220922 October Accrual		3.26			380.79
04	10/3/2022	AP-003187	00VER3921 /IN: 9915972967		63.26			444.05
04	10/10/2022	AP-003190	00COX /IN: 20220928		31.09			475.14
04	10/17/2022	AP-003194	00LEV9999 /IN: 612188005		53.92			529.06
04	10/24/2022	AP-003198	00LEV9999 /IN: 612432829		3.98			533.04
04	10/31/2022	AP-003201	00SUM8833 /IN: 20221022		2.47			535.51
04	10/31/2022	AP-003201	00VER3921 /IN: 9918341456		41.38			576.89
05	11/10/2022	AP-003208	00COX /IN: 20221028		31.00			607.89
05	11/21/2022	AP-003211	00LEV9999 /IN: 616175344		55.49			663.38
05	11/21/2022	AP-003211	00LEV9999 /IN: 616481467		4.09			667.47
05	11/30/2022	AC-000150	00SUM8833 /IN: 20221122 NOV22 ACCR 11/30/22		3.75			671.22
05	11/30/2022	AC-000150	00VER3921 /IN: 9920725846 NOV22 ACCR 11/30/22		43.37			714.59
06	12/1/2022	AC-000150	Reversal: 00SUM8833 /IN: 20221122 NOV22 ACCR 11/30/22			3.75		710.84
06	12/1/2022	AC-000150	Reversal: 00VER3921 /IN: 9920725846 NOV22 ACCR 11/30/22			43.37		667.47
06	12/5/2022	AP-003215	00SUM8833 /IN: 20221122		3.75			671.22
06	12/5/2022	AP-003215	00VER3921 /IN: 9920725846		43.37			714.59
06	12/12/2022	AP-003219	00COM3740 /IN: 20221125		0.34			714.93
06	12/12/2022	AP-003219	00COX /IN: 20221127		29.70			744.63
06	12/19/2022	AP-003222	00LEV9999 /IN: 620061740		55.34			799.97
06	12/19/2022	AP-003222	00LEV9999 /IN: 620574349		4.09			804.06
06	12/31/2022	AC-000152	USA Communications DEC22 ACCR 12/28/22		3.18			807.24
06	12/31/2022	AC-000152	Verizon DEC22 ACCR 12/16/22		43.63			850.87
07	1/1/2023	AC-000152	Reversal: USA Communications DEC22 ACCR 12/28/22			3.18		847.69
07	1/1/2023	AC-000152	Reversal: Verizon DEC22 ACCR 12/16/22			43.63		804.06
07	1/9/2023	AP-003228	00USA1057 /IN: 20221228		3.18			807.24
07	1/9/2023	AP-003228	00VER3921 /IN: 9923107689		43.63			850.87
07	1/16/2023	AP-003232	00COM3740 /IN: 20221226		0.34			851.21
07	1/16/2023	AP-003232	00COX /IN: 20221229		31.39			882.60
07	1/16/2023	AP-003232	00LEV9999 /IN: 624180397		56.07			938.67
07	1/23/2023	AP-003233	00LEV9999 /IN: 624424288		4.09			942.76
07	1/30/2023	AP-003236	00VER3921 /IN: 9925485805		43.79			986.55
07	1/31/2023	AC-000155	USA Communications JAN23 ACCR 01/25/23		3.24			989.79
08	2/1/2023	AC-000155	Reversal: USA Communications JAN23 ACCR 01/25/23			3.24		986.55
08	2/6/2023	AP-003241	00USA1057 /IN: 20230125		3.24			989.79
08	2/13/2023	AP-003244	00COM3740 /IN: 20230125		0.35			990.14
08	2/13/2023	AP-003244	00COX /IN: 20230128		31.81			1,021.95
08	2/13/2023	AP-003244	00LEV9999 /IN: 628198608		56.11			1,078.06

Funding Stream 85 - MUS-DW

Detail Postings for Period 01 Thru 12 Ending 6/30/2023

Account Number/Description				Beginning Balance	Debit	Credit	Net Change	Ending Balance
Period	Date	Journal	Comments					
08	2/20/2023	AP-003247	00LEV9999 /IN: 628607103		4.09			1,082.15
08	2/28/2023	AC-000157	USA Communications FEB23 ACCR 02/23/23		3.24			1,085.39
08	2/28/2023	AC-000157	Verizon FEB23 ACCR 02/16/23		58.25			1,143.64
09	3/1/2023	AC-000157	Reversal: USA Communications FEB23 ACCR 02/23/23			3.24		1,140.40
09	3/1/2023	AC-000157	Reversal: Verizon FEB23 ACCR 02/16/23			58.25		1,082.15
09	3/6/2023	AP-003253	00USA1057 /IN: 20230223		3.24			1,085.39
09	3/6/2023	AP-003253	00VER3921 /IN: 9927866141		58.25			1,143.64
09	3/13/2023	AP-003258	00COM3740 /IN: 20230227		0.70			1,144.34
09	3/13/2023	AP-003258	00COX /IN: 20230226		38.19			1,182.53
09	3/13/2023	AP-003258	00LEV9999 /IN: 632197883		56.17			1,238.70
09	3/20/2023	AP-003261	00LEV9999 /IN: 632598510		4.09			1,242.79
09	3/31/2023	AC-000158	USA Communications MAR23 ACCR 03/27/23		3.24			1,246.03
09	3/31/2023	AC-000158	Verizon MAR23 ACCR 02/16/23			58.25		1,187.78
09	3/31/2023	AC-000158	Verizon MAR23 ACCR 02/16/23		40.81			1,228.59
09	3/31/2023	AC-000158	Verizon MAR23 ACCR 03/16/23		49.21			1,277.80
10	4/1/2023	AC-000158	Reversal: USA Communications MAR23 ACCR 03/27/23			3.24		1,274.56
10	4/1/2023	AC-000158	Reversal: Verizon MAR23 ACCR 02/16/23		58.25			1,332.81
10	4/1/2023	AC-000158	Reversal: Verizon MAR23 ACCR 02/16/23			40.81		1,292.00
10	4/1/2023	AC-000158	Reversal: Verizon MAR23 ACCR 03/16/23			49.21		1,242.79
10	4/3/2023	AP-003265	00USA1057 /IN: 20230327		3.24			1,246.03
10	4/3/2023	AP-003265	00VER3921 /IN: 9927866141			58.25		1,187.78
10	4/3/2023	AP-003265	00VER3921 /IN: 9927866141		40.81			1,228.59
10	4/3/2023	AP-003265	00VER3921 /IN: 9930269724		49.21			1,277.80
10	4/10/2023	AP-003271	00COM3740 /IN: 20230327		5.56			1,283.36
10	4/10/2023	AP-003271	00COX /IN: 20230329		44.79			1,328.15
10	4/17/2023	AP-003274	00LEV9999 /IN: 636063575		88.04			1,416.19
10	4/24/2023	AP-003277	00LEV9999 /IN: 636451758		6.51			1,422.70
10	4/30/2023	AC-000159	00COM3740 /IN: 20230425 APR23 ACCR 04/30/23		9.22			1,431.92
10	4/30/2023	AC-000159	00VER3921 /IN: 9932668284 APR23 ACCR 04/30/23		57.08			1,489.00
11	5/1/2023	AC-000159	Reversal: 00COM3740 /IN: 20230425 APR23 ACCR 04/30/23			9.22		1,479.78
11	5/1/2023	AC-000159	Reversal: 00VER3921 /IN: 9932668284 APR23 ACCR 04/30/23			57.08		1,422.70
11	5/1/2023	AP-003280	00VER3921 /IN: 9932668284		57.08			1,479.78
11	5/8/2023	AP-003283	00COM3740 /IN: 20230425		9.22			1,489.00
11	5/15/2023	AP-003284	00COX /IN: 20230428		42.92			1,531.92
11	5/15/2023	AP-003284	00LEV9999 /IN: 640216366		87.85			1,619.77
11	5/22/2023	AP-003288	00LEV9999 /IN: 640476837		6.51			1,626.28
11	5/29/2023	AP-003291	00VER3921 /IN: 9935049546		84.10			1,710.38
12	6/12/2023	AP-003297	00COM3740 /IN: 20230525		7.27			1,717.65
12	6/12/2023	AP-003297	00COX /IN: 20230529		0.66			1,718.31
12	6/12/2023	AP-003297	00LEV9999 /IN: 644301780		89.07			1,807.38
12	6/30/2023	AC-000161	00COM3740 /IN: 20230626 JUN23 ACCR 06/30/23		7.27			1,814.65
12	6/30/2023	AC-000161	00LEV9999 /IN: 644581507 JUN23 ACCR 06/30/23		6.59			1,821.24
12	6/30/2023	AC-000161	00VER3921 /IN: 9937413799 JUN23 ACCR 06/30/23		61.88			1,883.12
				0.00	2,527.09	643.97	1,883.12	1,883.12
585-304-85 STAFF BENEFITS:Prog Op's-MUS-DW				0.00				
01	7/1/2022	AC-000141	Reversal: 00BLU2285 /IN: 15611104 JUN22 ACCR 06/30/22		3,047.91			3,047.91
01	7/1/2022	AC-000141	Reversal: 00WOR2092 /IN: INV3918626 JUN22 ACCR 06/30/22			6.48		3,041.43
01	7/1/2022	AC-000141	Reversal: Mangrove Import - 07/01/2022 JUN22 ACCR 06/30/22			458.98		2,582.45
01	7/7/2022	PR-000399	Mangrove Import - 07/15/2022			456.87		2,125.58
01	7/14/2022	AP-003146	00WOR2092 /IN: INV3918626		6.48			2,132.06
01	7/18/2022	AP-003153	00DEL2071 /IN: 1004987202207		223.35			2,355.41
01	7/18/2022	AP-003153	00STA9995 /IN: 20220701		110.27			2,465.68
01	7/18/2022	AP-003153	00STA9995 /IN: 20220701		8.45			2,474.13
01	7/25/2022	AP-003156	00BLU2285 /IN: 15851890		3,079.60			5,553.73
01	7/31/2022	AC-000145	Blue Cross Blue Shield of Kansas JUL22 ACCR 08/01/22			3,079.60		2,474.13
01	7/31/2022	AC-000145	Greater Wichita YMCA JUL22 ACCR 07/25/22		15.89			2,490.02
01	7/31/2022	AC-000145	Standard Insurance Company JUL22 ACCR 07/01/22		9.05			2,499.07
01	7/31/2022	AC-000145	Workforce Alliance JUL22 ACCR 07/25/22		5.79			2,504.86
02	8/1/2022	AC-000145	Reversal: Blue Cross Blue Shield of Kansas JUL22 ACCR 08/01/22		3,079.60			5,584.46
02	8/1/2022	AC-000145	Reversal: Greater Wichita YMCA JUL22 ACCR			15.89		5,568.57

Funding Stream 85 - MUS-DW

Detail Postings for Period 01 Thru 12 Ending 6/30/2023

Account Number/Description				Beginning Balance	Debit	Credit	Net Change	Ending Balance
Period	Date	Journal	Comments					
02	8/1/2022	AC-000145	07/25/22 Reversal: Standard Insurance Company JUL22 ACCR 07/01/22			9.05		5,559.52
02	8/1/2022	AC-000145	Reversal: Workforce Alliance JUL22 ACCR 07/25/22			5.79		5,553.73
02	8/1/2022	AP-003160	00STA9996 /IN: 20220701		9.05			5,562.78
02	8/1/2022	AP-003160	00WOR2092 /IN: INV4033492		5.79			5,568.57
02	8/8/2022	AP-003164	00DEL2071 /IN: 1004987202208		206.97			5,775.54
02	8/8/2022	AP-003164	00GRE4820 /IN: 33667		15.89			5,791.43
02	8/8/2022	PR-000401	Mangrove Import - 08/12/2022			118.05		5,673.38
02	8/22/2022	PR-000402	Mangrove Import - 08/26/2022			122.80		5,550.58
02	8/29/2022	AP-003172	00BLU2285 /IN: 16049745		765.91			6,316.49
02	8/29/2022	AP-003172	00STA9995 /IN: 20220801		39.26			6,355.75
02	8/29/2022	AP-003172	00STA9995 /IN: 20220801		8.30			6,364.05
02	8/29/2022	AP-003172	00STA9996 /IN: 20220801		0.08			6,364.13
02	8/31/2022	AC-000146	Blue Cross Blue Shield of Kansas AUG22 ACCR 09/01/22			765.91		5,598.22
02	8/31/2022	AC-000146	Workforce Alliance AUG22 ACCR 08/24/22		5.79			5,604.01
03	9/1/2022	AC-000146	Reversal: Blue Cross Blue Shield of Kansas AUG22 ACCR 09/01/22		765.91			6,369.92
03	9/1/2022	AC-000146	Reversal: Workforce Alliance AUG22 ACCR 08/24/22			5.79		6,364.13
03	9/5/2022	AP-003173	00DEL2071 /IN: 1004987202209		70.50			6,434.63
03	9/5/2022	AP-003173	00WOR2092 /IN: INV4138825		5.79			6,440.42
03	9/5/2022	PR-000403	Mangrove Import - 09/09/2022			119.05		6,321.37
03	9/19/2022	PR-000404	Mangrove Import - 09/23/2022			114.16		6,207.21
03	9/26/2022	AP-003184	00BLU2285 /IN: 16238837		835.42			7,042.63
03	9/26/2022	AP-003184	00STA9995 /IN: 20220901		16.00			7,058.63
03	9/26/2022	AP-003184	00STA9995 /IN: 20220901		8.00			7,066.63
03	9/26/2022	AP-003184	00STA9996 /IN: 20220901		0.14			7,066.77
03	9/30/2022	AC-000148	Blue Cross Blue Shield of Kansas SEP22 ACCR 10/01/22			835.42		6,231.35
03	9/30/2022	AC-000148	Workforce Alliance SEP22 ACCR 09/23/22		6.64			6,237.99
04	10/1/2022	AC-000148	Reversal: Blue Cross Blue Shield of Kansas SEP22 ACCR 10/01/22		835.42			7,073.41
04	10/1/2022	AC-000148	Reversal: Workforce Alliance SEP22 ACCR 09/23/22			6.64		7,066.77
04	10/3/2022	AP-003187	00WOR2092 /IN: INV4242392		6.64			7,073.41
04	10/3/2022	PR-000405	Mangrove Import - 10/07/2022			43.18		7,030.23
04	10/10/2022	AP-003190	00DEL2071 /IN: 1004987202210		75.52			7,105.75
04	10/17/2022	PR-000406	Mangrove Import - 10/21/2022			45.59		7,060.16
04	10/24/2022	AP-003198	00STA9995 /IN: 20221001		4.91			7,065.07
04	10/24/2022	AP-003198	00STA9995 /IN: 20221001		8.00			7,073.07
04	10/24/2022	AP-003198	00STA9996 /IN: 20221001		0.28			7,073.35
04	10/31/2022	AC-000149	00BLU2285 /IN: 16430882 OCT22 ACCR 10/31/22			313.88		6,759.47
04	10/31/2022	AC-000149	00GRE4820 /IN: 43310 OCT22 ACCR 10/31/22		18.54			6,778.01
04	10/31/2022	AC-000149	00WOR2092 /IN: INV4355653 OCT22 ACCR 10/31/22		6.64			6,784.65
04	10/31/2022	AP-003201	00BLU2285 /IN: 16430882		313.88			7,098.53
04	10/31/2022	PR-000407	Mangrove Import - 11/04/2022			49.21		7,049.32
05	11/1/2022	AC-000149	Reversal: 00BLU2285 /IN: 16430882 OCT22 ACCR 10/31/22		313.88			7,363.20
05	11/1/2022	AC-000149	Reversal: 00GRE4820 /IN: 43310 OCT22 ACCR 10/31/22			18.54		7,344.66
05	11/1/2022	AC-000149	Reversal: 00WOR2092 /IN: INV4355653 OCT22 ACCR 10/31/22			6.64		7,338.02
05	11/7/2022	AP-003206	00DEL2071 /IN: 1004987202211		32.56			7,370.58
05	11/7/2022	AP-003206	00GRE4820 /IN: 43310		18.54			7,389.12
05	11/7/2022	AP-003206	00WOR2092 /IN: INV4355653		6.64			7,395.76
05	11/21/2022	AP-003211	00BLU2285 /IN: 16576788		329.01			7,724.77
05	11/21/2022	AP-003211	00STA9995 /IN: 20221101		8.53			7,733.30
05	11/21/2022	AP-003211	00STA9995 /IN: 20221101		7.49			7,740.79
05	11/21/2022	AP-003211	00STA9996 /IN: 20221101		0.26			7,741.05
05	11/21/2022	PR-000408	Mangrove Import - 11/18/2022			47.76		7,693.29
05	11/24/2022	PR-000409	Mangrove Import - 12/02/2022			66.31		7,626.98
05	11/30/2022	AC-000150	00WOR2092 /IN: INV4456979 NOV22 ACCR 11/30/22		6.34			7,633.32
05	11/30/2022	AC-000150	Blue Cross Blue Shield of Kansas NOV22 ACCR 12/01/22			329.01		7,304.31
05	11/30/2022	AC-000150	Mangrove Import - 12/02/2022 NOV22 ACCR 11/30/22		66.31			7,370.62
06	12/1/2022	AC-000150	Reversal: 00WOR2092 /IN: INV4456979 NOV22 ACCR 11/30/22			6.34		7,364.28
06	12/1/2022	AC-000150	Reversal: Blue Cross Blue Shield of Kansas NOV22 ACCR 12/01/22		329.01			7,693.29
06	12/1/2022	AC-000150	Reversal: Mangrove Import - 12/02/2022 NOV22 ACCR 11/30/22			66.31		7,626.98

Funding Stream 85 - MUS-DW  
Detail Postings for Period 01 Thru 12 Ending 6/30/2023

Account Number/Description				Beginning Balance	Debit	Credit	Net Change	Ending Balance
Period	Date	Journal	Comments					
06	12/5/2022	AP-003215	00WOR2092 /IN: INV4456979		6.34			7,633.32
06	12/12/2022	AP-003219	00DEL2071 /IN: 1004987202212		28.88			7,662.20
06	12/12/2022	PR-000411	Mangrove Import - 12/16/2022			99.35		7,562.85
06	12/31/2022	AC-000152	Standard Insurance Company DEC22 ACCR 12/01/22		0.44			7,563.29
06	12/31/2022	AC-000152	Standard Insurance Company DEC22 ACCR 12/01/22		7.78			7,571.07
06	12/31/2022	AC-000152	Standard Insurance Company DEC22 ACCR 12/01/22		16.11			7,587.18
06	12/31/2022	AC-000152	Workforce Alliance DEC22 ACCR 12/23/22		6.34			7,593.52
07	1/1/2023	AC-000152	Reversal: Standard Insurance Company DEC22 ACCR 12/01/22			0.44		7,593.08
07	1/1/2023	AC-000152	Reversal: Standard Insurance Company DEC22 ACCR 12/01/22			7.78		7,585.30
07	1/1/2023	AC-000152	Reversal: Standard Insurance Company DEC22 ACCR 12/01/22			16.11		7,569.19
07	1/1/2023	AC-000152	Reversal: Workforce Alliance DEC22 ACCR 12/23/22			6.34		7,562.85
07	1/9/2023	AP-003228	00AETNA /IN: J0363141		70.62			7,633.47
07	1/9/2023	AP-003228	00AETNA /IN: J0363141		623.45			8,256.92
07	1/9/2023	AP-003228	00AETNA /IN: J0363141		499.79			8,756.71
07	1/9/2023	AP-003228	00DEL2071 /IN: 1004987202301		5.66			8,762.37
07	1/9/2023	AP-003228	00DEL2071 /IN: 1004987202301		105.41			8,867.78
07	1/9/2023	AP-003228	00DEL2071 /IN: 1004987202301		52.76			8,920.54
07	1/9/2023	AP-003228	00STA9995 /IN: 20221201		16.11			8,936.65
07	1/9/2023	AP-003228	00STA9995 /IN: 20221201		7.78			8,944.43
07	1/9/2023	AP-003228	00STA9996 /IN: 20221201		0.44			8,944.87
07	1/9/2023	AP-003228	00WOR2092 /IN: INV4561274		6.34			8,951.21
07	1/9/2023	PR-000413	Mangrove Import - 01/13/2023			98.39		8,852.82
07	1/23/2023	PR-000417	Mangrove Import - 01/27/2023			113.71		8,739.11
07	1/30/2023	AP-003236	00AETNA /IN: J0428412		127.06			8,866.17
07	1/30/2023	AP-003236	00AETNA /IN: J0428412		180.84			9,047.01
07	1/30/2023	AP-003236	00AETNA /IN: J0428412		633.59			9,680.60
07	1/30/2023	AP-003236	00STA9995 /IN: 20230101		22.24			9,702.84
07	1/30/2023	AP-003236	00STA9995 /IN: 20230101		8.79			9,711.63
07	1/30/2023	AP-003236	00STA9996 /IN: 20230101		2.67			9,714.30
07	1/30/2023	AP-003236	00STA9996 /IN: 20230101		5.64			9,719.94
07	1/31/2023	AC-000155	Aetna JAN23 ACCR 02/01/23			633.59		9,086.35
07	1/31/2023	AC-000155	Aetna JAN23 ACCR 02/01/23			180.84		8,905.51
07	1/31/2023	AC-000155	Aetna JAN23 ACCR 02/01/23			127.06		8,778.45
07	1/31/2023	AC-000155	Workforce Alliance JAN23 ACCR 01/25/23		7.86			8,786.31
08	2/1/2023	AC-000155	Reversal: Aetna JAN23 ACCR 02/01/23		633.59			9,419.90
08	2/1/2023	AC-000155	Reversal: Aetna JAN23 ACCR 02/01/23		180.84			9,600.74
08	2/1/2023	AC-000155	Reversal: Aetna JAN23 ACCR 02/01/23		127.06			9,727.80
08	2/1/2023	AC-000155	Reversal: Workforce Alliance JAN23 ACCR 01/25/23			7.86		9,719.94
08	2/6/2023	AP-003241	00DEL2071 /IN: 1004987202302		7.67			9,727.61
08	2/6/2023	AP-003241	00DEL2071 /IN: 1004987202302		44.44			9,772.05
08	2/6/2023	AP-003241	00DEL2071 /IN: 1004987202302		94.76			9,866.81
08	2/6/2023	AP-003241	00WOR2092 /IN: INV4682905		7.86			9,874.67
08	2/6/2023	PR-000418	Mangrove Import - 02/10/2023			166.68		9,707.99
08	2/13/2023	AP-003244	00GRE4820 /IN: 43966		18.43			9,726.42
08	2/20/2023	PR-000419	Mangrove Import - 02/24/2023			208.52		9,517.90
08	2/27/2023	AP-003252	00STA9995 /IN: 20230201		58.70			9,576.60
08	2/27/2023	AP-003252	00STA9995 /IN: 20230201		8.79			9,585.39
08	2/27/2023	AP-003252	00STA9996 /IN: 20230201		25.45			9,610.84
08	2/28/2023	AC-000157	Workforce Alliance FEB23 ACCR 02/23/23		7.86			9,618.70
09	3/1/2023	AC-000157	Reversal: Workforce Alliance FEB23 ACCR 02/23/23			7.86		9,610.84
09	3/6/2023	AP-003253	00AETNA /IN: J0493908		842.23			10,453.07
09	3/6/2023	AP-003253	00DEL2071 /IN: 1004987202303		276.75			10,729.82
09	3/6/2023	AP-003253	00WOR2092 /IN: INV4838178		7.86			10,737.68
09	3/6/2023	PR-000420	Mangrove Import - 03/10/2023			193.56		10,544.12
09	3/20/2023	PR-000421	Mangrove Import - 03/24/2023			205.57		10,338.55
09	3/27/2023	AP-003262	00AETNA /IN: J0559881		912.20			11,250.75
09	3/27/2023	AP-003262	00STA9995 /IN: 20230301		60.00			11,310.75
09	3/27/2023	AP-003262	00STA9995 /IN: 20230301		8.94			11,319.69
09	3/27/2023	AP-003262	00STA9996 /IN: 20230301		26.57			11,346.26
09	3/31/2023	AC-000158	Aetna MAR23 ACCR 04/01/23			912.20		10,434.06
09	3/31/2023	AC-000158	Workforce Alliance MAR23 ACCR 03/23/23		7.86			10,441.92
10	4/1/2023	AC-000158	Reversal: Aetna MAR23 ACCR 04/01/23		912.20			11,354.12
10	4/1/2023	AC-000158	Reversal: Workforce Alliance MAR23 ACCR 03/23/23			7.86		11,346.26

Funding Stream 85 - MUS-DW

Detail Postings for Period 01 Thru 12 Ending 6/30/2023

Account Number/Description				Beginning Balance	Debit	Credit	Net Change	Ending Balance
Period	Date	Journal	Comments					
10	4/3/2023	AP-003265	00WOR2092 /IN: INV4959620		7.86			11,354.12
10	4/3/2023	PR-000422	Mangrove Import - 04/07/2023			188.06		11,166.06
10	4/10/2023	AP-003271	00DEL2071 /IN: 1004987202304		306.67			11,472.73
10	4/17/2023	PR-000424	Mangrove Import - 04/21/2023			205.48		11,267.25
10	4/24/2023	AP-003277	00AETNA /IN: J0626660		888.18			12,155.43
10	4/24/2023	AP-003277	00STA9995 /IN: 20230401		58.14			12,213.57
10	4/24/2023	AP-003277	00STA9995 /IN: 20230401		12.09			12,225.66
10	4/24/2023	AP-003277	00STA9996 /IN: 20230401		26.51			12,252.17
10	4/30/2023	AC-000159	00AETNA /IN: J0626660 APR23 ACCR 04/30/23			888.18		11,363.99
10	4/30/2023	AC-000159	00GRE4820 /IN: 44771 APR23 ACCR 04/30/23		28.94			11,392.93
10	4/30/2023	AC-000159	00WOR2092 /IN: INV5094164 APR23 ACCR 04/30/23		9.65			11,402.58
11	5/1/2023	AC-000159	Reversal: 00AETNA /IN: J0626660 APR23 ACCR 04/30/23		888.18			12,290.76
11	5/1/2023	AC-000159	Reversal: 00GRE4820 /IN: 44771 APR23 ACCR 04/30/23			28.94		12,261.82
11	5/1/2023	AC-000159	Reversal: 00WOR2092 /IN: INV5094164 APR23 ACCR 04/30/23			9.65		12,252.17
11	5/1/2023	PR-000425	Mangrove Import - 05/05/2023			211.96		12,040.21
11	5/8/2023	AP-003283	00GRE4820 /IN: 44771		28.94			12,069.15
11	5/8/2023	AP-003283	00WOR2092 /IN: INV5094164		9.65			12,078.80
11	5/15/2023	AP-003284	00DEL2071 /IN: 1004987202305		308.60			12,387.40
11	5/15/2023	PR-000426	Mangrove Import - 05/19/2023			217.10		12,170.30
11	5/19/2023	PR-000427	Mangrove Import - 05/19/2023			217.10		11,953.20
11	5/19/2023	PR-000430	Reversal of journal: PR-000427		217.10			12,170.30
11	5/22/2023	AP-003288	00STA9995 /IN: 20230501		62.29			12,232.59
11	5/22/2023	AP-003288	00STA9995 /IN: 20230501		12.29			12,244.88
11	5/22/2023	AP-003288	00STA9996 /IN: 20230501		27.26			12,272.14
11	5/29/2023	AP-003291	00AETNA /IN: J0693710		1,028.42			13,300.56
11	5/29/2023	PR-000429	Mangrove Import - 06/02/2023			221.13		13,079.43
11	5/31/2023	AC-000160	Aetna MAY23 ACCR 06/01/23			1,028.42		12,051.01
11	5/31/2023	AC-000160	Workforce Alliance MAY23 ACCR 05/24/23		9.65			12,060.66
12	6/1/2023	AC-000160	Reversal: Aetna MAY23 ACCR 06/01/23		1,028.42			13,089.08
12	6/1/2023	AC-000160	Reversal: Workforce Alliance MAY23 ACCR 05/24/23			9.65		13,079.43
12	6/5/2023	AP-003294	00DEL2071 /IN: 1.00499E+12		320.09			13,399.52
12	6/5/2023	AP-003294	00WOR2092 /IN: INV5211310		9.65			13,409.17
12	6/12/2023	PR-000431	Mangrove Import - 06/16/2023			230.27		13,178.90
12	6/30/2023	AC-000161	00STA9995 /IN: 20230601 JUN23 ACCR 06/30/23		62.92			13,241.82
12	6/30/2023	AC-000161	00STA9995 /IN: 20230601 JUN23 ACCR 06/30/23		12.41			13,254.23
12	6/30/2023	AC-000161	00STA9996 /IN: 20230601 JUN23 ACCR 06/30/23		28.34			13,282.57
12	6/30/2023	AC-000161	00WOR2092 /IN: INV5327268 JUN23 ACCR 06/30/23		10.25			13,292.82
				0.00	26,855.73	13,562.91	13,292.82	13,292.82
586-304-85 STAFF PAYROLL:Prog Op's-MUS-DW				0.00				
01	7/1/2022	AC-000141	Reversal: Mangrove Import - 07/15/2022 less 1 day JUN22 ACCR 06/30/22			3,339.31		3,339.31
01	7/7/2022	PR-000399	Mangrove Import - 07/15/2022		3,710.34			371.03
01	7/25/2022	PR-000400	Mangrove Import - 07/29/2022		6,202.31			6,573.34
01	7/31/2022	AC-000145	Mangrove Import - 08/12/2022 JUL22 ACCR 07/31/22		2,236.47			8,809.81
02	8/1/2022	AC-000145	Reversal: Mangrove Import - 08/12/2022 JUL22 ACCR 07/31/22			2,236.47		6,573.34
02	8/8/2022	PR-000401	Mangrove Import - 08/12/2022		2,236.47			8,809.81
02	8/22/2022	PR-000402	Mangrove Import - 08/26/2022		2,417.66			11,227.47
02	8/31/2022	AC-000146	Mangrove Import - 09/09/2022 +3 days AUG22 ACCR 08/31/22		3,111.11			14,338.58
03	9/1/2022	AC-000146	Reversal: Mangrove Import - 09/09/2022 +3 days AUG22 ACCR 08/31/22			3,111.11		11,227.47
03	9/5/2022	PR-000403	Mangrove Import - 09/09/2022		2,393.16			13,620.63
03	9/19/2022	PR-000404	Mangrove Import - 09/23/2022		2,607.91			16,228.54
03	9/30/2022	AC-000148	Mangrove Import - 10/07/2022 +5 days SEP22 ACCR 09/30/22		2,741.88			18,970.42
04	10/1/2022	AC-000148	Reversal: Mangrove Import - 10/07/2022 +5 days SEP22 ACCR 09/30/22			2,741.88		16,228.54
04	10/3/2022	PR-000405	Mangrove Import - 10/07/2022		1,827.92			18,056.46
04	10/17/2022	PR-000406	Mangrove Import - 10/21/2022		1,779.14			19,835.60
04	10/31/2022	AC-000149	Mangrove Import - 11/04/2022 addl 6 days OCT22 ACCR 10/31/22		1,148.70			20,984.30
04	10/31/2022	PR-000407	Mangrove Import - 11/04/2022		1,914.50			22,898.80
05	11/1/2022	AC-000149	Reversal: Mangrove Import - 11/04/2022 addl 6 days OCT22 ACCR 10/31/22			1,148.70		21,750.10
05	11/21/2022	PR-000408	Mangrove Import - 11/18/2022		1,961.21			23,711.31
05	11/24/2022	PR-000409	Mangrove Import - 12/02/2022		2,241.19			25,952.50

Account Number/Description		Period	Date	Journal	Comments	Beginning Balance	Debit	Credit	Net Change	Ending Balance
05		11/30/2022	AC-000150		Mangrove Import - 12/02/2022 ADD'L 8 DAYS NOV22 ACCR 11/30/22		1,792.95			27,745.45
06		12/1/2022	AC-000150		Reversal: Mangrove Import - 12/02/2022 ADD'L 8 DAYS NOV22 ACCR 11/30/22			1,792.95		25,952.50
06		12/12/2022	PR-000410		Mangrove Import - 12/16/2022		1,499.33			27,451.83
06		12/12/2022	PR-000411		Mangrove Import - 12/16/2022		2,408.70			29,860.53
06		12/26/2022	PR-000412		Mangrove Import - 12/30/2022		4,462.59			34,323.12
06		12/31/2022	AC-000152		Mangrove Import - 01/13/2023 DEC22 ACCR 12/31/22		4,126.47			38,449.59
07		1/1/2023	AC-000152		Reversal: Mangrove Import - 01/13/2023 DEC22 ACCR 12/31/22			4,126.47		34,323.12
07		1/9/2023	PR-000413		Mangrove Import - 01/13/2023		4,126.47			38,449.59
07		1/23/2023	PR-000417		Mangrove Import - 01/27/2023		4,851.28			43,300.87
07		1/31/2023	AC-000155		Mangrove Import - 02/10/2023 +2 days JAN23 ACCR 01/31/23		5,923.14			49,224.01
08		2/1/2023	AC-000155		Reversal: Mangrove Import - 02/10/2023 +2 days JAN23 ACCR 01/31/23			5,923.14		43,300.87
08		2/6/2023	PR-000418		Mangrove Import - 02/10/2023		4,935.95			48,236.82
08		2/20/2023	PR-000419		Mangrove Import - 02/24/2023		5,531.36			53,768.18
08		2/28/2023	AC-000157		Mangrove Import - 03/10/2023 +2 DAYS FEB23 ACCR 02/28/23		6,300.42			60,068.60
09		3/1/2023	AC-000157		Reversal: Mangrove Import - 03/10/2023 +2 DAYS FEB23 ACCR 02/28/23			6,300.42		53,768.18
09		3/6/2023	PR-000420		Mangrove Import - 03/10/2023		5,250.35			59,018.53
09		3/20/2023	PR-000421		Mangrove Import - 03/24/2023		5,200.83			64,219.36
09		3/31/2023	AC-000158		Mangrove Import - 04/07/2023 +5 days MAR23 ACCR 3/31/2023		7,662.09			71,881.45
10		4/1/2023	AC-000158		Reversal: Mangrove Import - 04/07/2023 +5 days MAR23 ACCR 3/31/2023			7,662.09		64,219.36
10		4/3/2023	PR-000422		Mangrove Import - 04/07/2023		5,108.06			69,327.42
10		4/17/2023	PR-000424		Mangrove Import - 04/21/2023		5,317.87			74,645.29
10		4/30/2023	AC-000159		Mangrove Import - 05/05/2023 +5 days APR23 ACCR 04/30/23		8,186.90			82,832.19
11		5/1/2023	AC-000159		Reversal: Mangrove Import - 05/05/2023 +5 days APR23 ACCR 04/30/23			8,186.90		74,645.29
11		5/1/2023	PR-000425		Mangrove Import - 05/05/2023		5,457.93			80,103.22
11		5/15/2023	PR-000426		Mangrove Import - 05/19/2023		5,666.92			85,770.14
11		5/19/2023	PR-000427		Mangrove Import - 05/19/2023		5,666.92			91,437.06
11		5/19/2023	PR-000430		Reversal of journal: PR-000427			5,666.92		85,770.14
11		5/29/2023	PR-000429		Mangrove Import - 06/02/2023		5,507.15			91,277.29
11		5/31/2023	AC-000160		Mangrove Import - 06/16/2023 less 2 days MAY23 ACCR 05/31/23		4,504.32			95,781.61
12		6/1/2023	AC-000160		Reversal: Mangrove Import - 06/16/2023 less 2 days MAY23 ACCR 05/31/23			4,504.32		91,277.29
12		6/12/2023	PR-000431		Mangrove Import - 06/16/2023		5,630.40			96,907.69
12		6/26/2023	PR-000433		Mangrove Import - 06/30/2023		5,819.20			102,726.89
12		6/30/2023	AC-000161		Mangrove Import - 07/14/2023 JUN23 ACCR 06/30/23		6,195.45			108,922.34
						0.00	165,663.02	56,740.68	108,922.34	108,922.34
587-304-85 STAFF PAYROLL TAX:Prog Op's-MUS-DW						0.00				
01		7/1/2022	AC-000141		Reversal: Mangrove Import - 07/15/2022 less 1 day JUN22 ACCR 06/30/22			218.74		218.74
01		7/1/2022	AC-000141		Reversal: Q2 2022 UI tax JUN22 ACCR 06/30/22			168.60		387.34
01		7/7/2022	PR-000399		Mangrove Import - 07/15/2022		243.04			144.30
01		7/25/2022	GJ-003258		UI Tax Allocation Q2		168.60			24.30
01		7/25/2022	PR-000400		Mangrove Import - 07/29/2022		474.43			498.73
01		7/31/2022	AC-000145		Mangrove Import - 08/12/2022 JUL22 ACCR 07/31/22		160.03			658.76
02		8/1/2022	AC-000145		Reversal: Mangrove Import - 08/12/2022 JUL22 ACCR 07/31/22			160.03		498.73
02		8/8/2022	PR-000401		Mangrove Import - 08/12/2022		160.03			658.76
02		8/22/2022	PR-000402		Mangrove Import - 08/26/2022		173.27			832.03
02		8/31/2022	AC-000146		Mangrove Import - 09/09/2022 +3 days AUG22 ACCR 08/31/22		223.16			1,055.19
03		9/1/2022	AC-000146		Reversal: Mangrove Import - 09/09/2022 +3 days AUG22 ACCR 08/31/22			223.16		832.03
03		9/5/2022	PR-000403		Mangrove Import - 09/09/2022		171.66			1,003.69
03		9/19/2022	PR-000404		Mangrove Import - 09/23/2022		188.21			1,191.90
03		9/30/2022	AC-000148		Mangrove Import - 10/07/2022 +5 days SEP22 ACCR 09/30/22		201.96			1,393.86
04		10/1/2022	AC-000148		Reversal: Mangrove Import - 10/07/2022 +5 days SEP22 ACCR 09/30/22			201.96		1,191.90
04		10/3/2022	PR-000405		Mangrove Import - 10/07/2022		134.64			1,326.54
04		10/17/2022	PR-000406		Mangrove Import - 10/21/2022		130.24			1,456.78
04		10/31/2022	AC-000149		Mangrove Import - 11/04/2022 addl 6 days OCT22 ACCR 10/31/22		84.41			1,541.19
04		10/31/2022	PR-000407		Mangrove Import - 11/04/2022		140.69			1,681.88
05		11/1/2022	AC-000149		Reversal: Mangrove Import - 11/04/2022 addl 6 days OCT22 ACCR 10/31/22			84.41		1,597.47



Funding Stream 85 - MUS-DW

Detail Postings for Period 01 Thru 12 Ending 6/30/2023

Account Number/Description				Beginning Balance	Debit	Credit	Net Change	Ending Balance
Period	Date	Journal	Comments					
05	11/21/2022	PR-000408	Mangrove Import - 11/18/2022		144.31			1,741.78
05	11/24/2022	PR-000409	Mangrove Import - 12/02/2022		164.02			1,905.80
05	11/30/2022	AC-000150	Mangrove Import - 12/02/2022 ADD'L 8 DAYS NOV22 ACCR 11/30/22		131.22			2,037.02
06	12/1/2022	AC-000150	Reversal: Mangrove Import - 12/02/2022 ADD'L 8 DAYS NOV22 ACCR 11/30/22			131.22		1,905.80
06	12/12/2022	PR-000410	Mangrove Import - 12/16/2022		114.70			2,020.50
06	12/12/2022	PR-000411	Mangrove Import - 12/16/2022		192.02			2,212.52
06	12/26/2022	PR-000412	Mangrove Import - 12/30/2022		341.36			2,553.88
06	12/31/2022	AC-000152	KS UI tax 12/31/22 DEC22 ACCR 12/31/22		24.02			2,577.90
06	12/31/2022	AC-000152	Mangrove Import - 01/13/2023 DEC22 ACCR 12/31/22		310.69			2,888.59
07	1/1/2023	AC-000152	Reversal: KS UI tax 12/31/22 DEC22 ACCR 12/31/22			24.02		2,864.57
07	1/1/2023	AC-000152	Reversal: Mangrove Import - 01/13/2023 DEC22 ACCR 12/31/22			310.69		2,553.88
07	1/9/2023	PR-000413	Mangrove Import - 01/13/2023		310.69			2,864.57
07	1/23/2023	GJ-003334	UI Tax Allocation Q4		24.02			2,888.59
07	1/23/2023	PR-000417	Mangrove Import - 01/27/2023		359.96			3,248.55
07	1/31/2023	AC-000155	Mangrove Import - 02/10/2023 +2 days JAN23 ACCR 01/31/23		435.31			3,683.86
08	2/1/2023	AC-000155	Reversal: Mangrove Import - 02/10/2023 +2 days JAN23 ACCR 01/31/23			435.31		3,248.55
08	2/6/2023	PR-000418	Mangrove Import - 02/10/2023		362.76			3,611.31
08	2/20/2023	PR-000419	Mangrove Import - 02/24/2023		405.22			4,016.53
08	2/28/2023	AC-000157	Mangrove Import - 03/10/2023 +2 DAYS FEB23 ACCR 02/28/23		462.29			4,478.82
09	3/1/2023	AC-000157	Reversal: Mangrove Import - 03/10/2023 +2 DAYS FEB23 ACCR 02/28/23			462.29		4,016.53
09	3/6/2023	PR-000420	Mangrove Import - 03/10/2023		385.24			4,401.77
09	3/20/2023	PR-000421	Mangrove Import - 03/24/2023		380.73			4,782.50
09	3/27/2023	GJ-003365	Q1 2023 SUTA		278.05			5,060.55
09	3/31/2023	AC-000158	Mangrove Import - 04/07/2023 +5 days MAR23 ACCR 3/31/2023		558.48			5,619.03
10	4/1/2023	AC-000158	Reversal: Mangrove Import - 04/07/2023 +5 days MAR23 ACCR 3/31/2023			558.48		5,060.55
10	4/3/2023	GJ-003368	4/7/23 SUTA		44.22			5,104.77
10	4/3/2023	PR-000422	Mangrove Import - 04/07/2023		372.32			5,477.09
10	4/17/2023	PR-000424	Mangrove Import - 04/21/2023		434.92			5,912.01
10	4/30/2023	AC-000159	Mangrove Import - 05/05/2023 +5 days APR23 ACCR 04/30/23		649.74			6,561.75
11	5/1/2023	AC-000159	Reversal: Mangrove Import - 05/05/2023 +5 days APR23 ACCR 04/30/23			649.74		5,912.01
11	5/1/2023	PR-000425	Mangrove Import - 05/05/2023		433.16			6,345.17
11	5/15/2023	PR-000426	Mangrove Import - 05/19/2023		421.83			6,767.00
11	5/19/2023	PR-000427	Mangrove Import - 05/19/2023		421.83			7,188.83
11	5/19/2023	PR-000430	Reversal of journal: PR-000427			421.83		6,767.00
11	5/29/2023	PR-000429	Mangrove Import - 06/02/2023		402.75			7,169.75
11	5/31/2023	AC-000160	Mangrove Import - 06/16/2023 less 2 days MAY23 ACCR 05/31/23		329.18			7,498.93
12	6/1/2023	AC-000160	Reversal: Mangrove Import - 06/16/2023 less 2 days MAY23 ACCR 05/31/23			329.18		7,169.75
12	6/12/2023	PR-000431	Mangrove Import - 06/16/2023		411.47			7,581.22
12	6/26/2023	PR-000433	Mangrove Import - 06/30/2023		445.17			8,026.39
12	6/30/2023	AC-000161	Mangrove Import - 07/14/2023 JUN23 ACCR 06/30/23		441.04			8,467.43
				0.00	12,847.09	4,379.66	8,467.43	8,467.43
588-304-85 403B_ER:Prog Op's-MUS-DW				0.00				
01	7/1/2022	AC-000141	Reversal: Mangrove Import - 07/15/2022 less 1 day JUN22 ACCR 06/30/22			46.67		46.67-
01	7/7/2022	PR-000399	Mangrove Import - 07/15/2022		51.85			5.18
01	7/25/2022	PR-000400	Mangrove Import - 07/29/2022		64.92			70.10
01	7/31/2022	AC-000145	Mangrove Import - 08/12/2022 JUL22 ACCR 07/31/22		20.41			90.51
02	8/1/2022	AC-000145	Reversal: Mangrove Import - 08/12/2022 JUL22 ACCR 07/31/22			20.41		70.10
02	8/8/2022	PR-000401	Mangrove Import - 08/12/2022		20.41			90.51
02	8/22/2022	PR-000402	Mangrove Import - 08/26/2022		25.85			116.36
02	8/31/2022	AC-000146	Mangrove Import - 09/09/2022 +3 days AUG22 ACCR 08/31/22		32.64			149.00
03	9/1/2022	AC-000146	Reversal: Mangrove Import - 09/09/2022 +3 days AUG22 ACCR 08/31/22			32.64		116.36
03	9/5/2022	PR-000403	Mangrove Import - 09/09/2022		25.11			141.47
03	9/19/2022	PR-000404	Mangrove Import - 09/23/2022		31.56			173.03
03	9/30/2022	AC-000148	Mangrove Import - 10/07/2022 +5 days SEP22 ACCR 09/30/22		12.24			185.27
04	10/1/2022	AC-000148	Reversal: Mangrove Import - 10/07/2022 +5 days SEP22 ACCR 09/30/22			12.24		173.03
04	10/3/2022	PR-000405	Mangrove Import - 10/07/2022		8.16			181.19

Funding Stream 85 - MUS-DW

Detail Postings for Period 01 Thru 12 Ending 6/30/2023

Account Number/Description				Beginning Balance	Debit	Credit	Net Change	Ending Balance
Period	Date	Journal	Comments					
04	10/17/2022	PR-000406	Mangrove Import - 10/21/2022		6.48			187.67
04	10/31/2022	AC-000149	Mangrove Import - 11/04/2022 addl 6 days OCT22 ACCR 10/31/22		6.46			194.13
04	10/31/2022	PR-000407	Mangrove Import - 11/04/2022		10.76			204.89
05	11/1/2022	AC-000149	Reversal: Mangrove Import - 11/04/2022 addl 6 days OCT22 ACCR 10/31/22			6.46		198.43
05	11/21/2022	PR-000408	Mangrove Import - 11/18/2022		12.16			210.59
05	11/24/2022	PR-000409	Mangrove Import - 12/02/2022		20.56			231.15
05	11/30/2022	AC-000150	Mangrove Import - 12/02/2022 ADD'L 8 DAYS NOV22 ACCR 11/30/22		16.45			247.60
06	12/1/2022	AC-000150	Reversal: Mangrove Import - 12/02/2022 ADD'L 8 DAYS NOV22 ACCR 11/30/22			16.45		231.15
06	12/12/2022	PR-000411	Mangrove Import - 12/16/2022		25.58			256.73
06	12/26/2022	PR-000412	Mangrove Import - 12/30/2022		39.54			296.27
06	12/31/2022	AC-000152	Mangrove Import - 01/13/2023 DEC22 ACCR 12/31/22		62.63			358.90
07	1/1/2023	AC-000152	Reversal: Mangrove Import - 01/13/2023 DEC22 ACCR 12/31/22			62.63		296.27
07	1/9/2023	PR-000413	Mangrove Import - 01/13/2023		62.63			358.90
07	1/23/2023	PR-000417	Mangrove Import - 01/27/2023		78.96			437.86
07	1/31/2023	AC-000155	Mangrove Import - 02/10/2023 +2 days JAN23 ACCR 01/31/23		92.06			529.92
08	2/1/2023	AC-000155	Reversal: Mangrove Import - 02/10/2023 +2 days JAN23 ACCR 01/31/23			92.06		437.86
08	2/6/2023	PR-000418	Mangrove Import - 02/10/2023		76.72			514.58
08	2/20/2023	PR-000419	Mangrove Import - 02/24/2023		93.22			607.80
08	2/28/2023	AC-000157	Mangrove Import - 03/10/2023 +2 DAYS FEB23 ACCR 02/28/23		101.76			709.56
09	3/1/2023	AC-000157	Reversal: Mangrove Import - 03/10/2023 +2 DAYS FEB23 ACCR 02/28/23			101.76		607.80
09	3/6/2023	PR-000420	Mangrove Import - 03/10/2023		84.80			692.60
09	3/20/2023	PR-000421	Mangrove Import - 03/24/2023		88.18			780.78
09	3/31/2023	AC-000158	Mangrove Import - 04/07/2023 +5 days MAR23 ACCR 3/31/2023		122.91			903.69
10	4/1/2023	AC-000158	Reversal: Mangrove Import - 04/07/2023 +5 days MAR23 ACCR 3/31/2023			122.91		780.78
10	4/3/2023	PR-000422	Mangrove Import - 04/07/2023		81.94			862.72
10	4/17/2023	PR-000424	Mangrove Import - 04/21/2023		86.02			948.74
10	4/30/2023	AC-000159	Mangrove Import - 05/05/2023 +5 days APR23 ACCR 04/30/23		136.56			1,085.30
11	5/1/2023	AC-000159	Reversal: Mangrove Import - 05/05/2023 +5 days APR23 ACCR 04/30/23			136.56		948.74
11	5/1/2023	PR-000425	Mangrove Import - 05/05/2023		91.04			1,039.78
11	5/15/2023	PR-000426	Mangrove Import - 05/19/2023		92.48			1,132.26
11	5/19/2023	PR-000427	Mangrove Import - 05/19/2023		92.48			1,224.74
11	5/19/2023	PR-000430	Reversal of journal: PR-000427			92.48		1,132.26
11	5/29/2023	PR-000429	Mangrove Import - 06/02/2023		92.49			1,224.75
11	5/31/2023	AC-000160	Mangrove Import - 06/16/2023 less 2 days MAY23 ACCR 05/31/23		76.67			1,301.42
12	6/1/2023	AC-000160	Reversal: Mangrove Import - 06/16/2023 less 2 days MAY23 ACCR 05/31/23			76.67		1,224.75
12	6/12/2023	PR-000431	Mangrove Import - 06/16/2023		95.84			1,320.59
12	6/26/2023	PR-000433	Mangrove Import - 06/30/2023		101.85			1,422.44
12	6/30/2023	AC-000161	Mangrove Import - 07/14/2023 JUN23 ACCR 06/30/23		108.32			1,530.76
				0.00	2,350.70	819.94	1,530.76	1,530.76
590-304-85 TRAINING/DEVELOPMENT:Prog Op's-MUS-DW				0.00				
06	12/12/2022	AP-003219	00COM3740 /IN: 20221125			5.67		5.67
07	1/30/2023	AP-003236	00ALL2084 /IN: 952587		88.87			83.20
10	4/10/2023	AP-003271	00COM3740 /IN: 20230327		59.20			142.40
10	4/24/2023	AP-003277	00ALL2084 /IN: 953189		34.40			176.80
10	4/30/2023	AC-000159	00ALL2084 /IN: 954425 APR23 ACCR 04/30/23		16.40			193.20
11	5/1/2023	AC-000159	Reversal: 00ALL2084 /IN: 954425 APR23 ACCR 04/30/23			16.40		176.80
11	5/1/2023	AP-003280	00ALL2084 /IN: 954425		16.40			193.20
11	5/29/2023	AP-003291	00ALL2084 /IN: 955236		10.00			203.20
12	6/30/2023	AC-000161	00ALL2084 /IN: 955891 JUN23 ACCR 06/30/23		25.70			228.90
				0.00	250.97	22.07	228.90	228.90
710-304-85 Occupational Trainin:Prog Op's-MUS-DW				0.00				
07	1/16/2023	AP-003231	00HUT7529 /IN: 601847 CAROLINA BARNES		1,212.50			1,212.50
07	1/16/2023	AP-003231	00KAN6507 /IN: 601848 ADAM WRIGHT		5,294.50			6,507.00
07	1/23/2023	AP-003234	00ALL9392 /IN: 601850 CARLA HOBBS		729.00			7,236.00
08	2/13/2023	AP-003245	00ALL9392 /IN: 601886 CARLA HOBBS		895.00			8,131.00
08	2/20/2023	AP-003248	00BUT0383 /IN: 601909 EYINADE SUBAIR		1,845.50			9,976.50
08	2/20/2023	AP-003248	00BUT0383 /IN: 601909 MEGAN ADCKOCK		1,391.24			11,367.74

Account Number/Description		Period	Date	Journal	Comments	Beginning Balance	Debit	Credit	Net Change	Ending Balance
08		2/20/2023	AP-003248		00BUT0383 /IN: 601909 MICHAEL THOMAS		564.00			11,931.74
08		2/20/2023	AP-003248		00BUT0383 /IN: 601909 SHANNON ROBERTS		1,697.88			13,629.62
08		2/28/2023	AC-000157		00BET7692 /IN: 601947 JASMINE WASHINGTON FEB23 ACCR 02/28/23		545.00			14,174.62
08		2/28/2023	AC-000157		00ALL9392 /IN: 601946 LISA R BASKIN FEB23 ACCR 02/28/23		729.00			14,903.62
09		3/1/2023	AC-000157		Reversal: 00BET7692 /IN: 601947 JASMINE WASHINGTON FEB23 ACCR 02/28/23			545.00		14,358.62
09		3/1/2023	AC-000157		Reversal: 00ALL9392 /IN: 601946 LISA R BASKIN FEB23 ACCR 02/28/23			729.00		13,629.62
09		3/6/2023	AP-003255		00ALL9392 /IN: 601946 LISA R BASKIN		729.00			14,358.62
09		3/6/2023	AP-003255		00BET7692 /IN: 601947 JASMINE WASHINGTON		545.00			14,903.62
09		3/13/2023	AP-003257		00COM9303 /IN: 601970 SHANAE SHIELDS		322.49			15,226.11
09		3/20/2023	AP-003260		00WSU7060 /IN: 601998 ELIJAH GLASPER		2,488.00			17,714.11
09		3/27/2023	AP-003264		00BUT0383 /IN: 602000 SHANAE SHIELDS		2,995.00			20,709.11
09		3/31/2023	AC-000158		00WSU7060 /IN: 602037 RODNEY JONES MAR23 ACCR 3/31/2023		648.00			21,357.11
10		4/1/2023	AC-000158		Reversal: 00WSU7060 /IN: 602037 RODNEY JONES MAR23 ACCR 3/31/2023			648.00		20,709.11
10		4/3/2023	AP-003267		00WSU7060 /IN: 602037 RODNEY JONES		648.00			21,357.11
10		4/10/2023	AP-003270		00COM9303 /IN: 602042 REBECCA CLARK		297.97			21,655.08
10		4/17/2023	AP-003273		00UNI4839 /IN: 602067 JANICE POWERS		6,000.00			27,655.08
10		4/24/2023	AP-003276		00ALL9392 /IN: 602072 MELISSA CARTER		769.00			28,424.08
10		4/30/2023	AC-000159		001608548 /IN: 602091 CHAVON SNOW APR23 ACCR 04/30/23		4,995.00			33,419.08
11		5/1/2023	AC-000159		Reversal: 001608548 /IN: 602091 CHAVON SNOW APR23 ACCR 04/30/23			4,995.00		28,424.08
11		5/1/2023	AP-003279		001608548 /IN: 602091 CHAVON SNOW		4,995.00			33,419.08
11		5/8/2023	AP-003282		00BUT0383 /IN: 602107 DIERA COTTON		3,695.00			37,114.08
11		5/8/2023	AP-003282		00BUT0383 /IN: 602107 NICOLE WILSON		2,995.00			40,109.08
11		5/8/2023	AP-003282		00MED8071 /IN: 602116 ARIEL SHEELEY		3,500.00			43,609.08
11		5/22/2023	AP-003290		00ALL9392 /IN: 602129 AUTUMN KLEIN		729.00			44,338.08
11		5/22/2023	AP-003290		00ALL9392 /IN: 602129 MELISSA CARTER		729.00			45,067.08
11		5/22/2023	AP-003290		00HUT7529 /IN: 602140 CAROLINA BARNES		976.00			46,043.08
12		6/12/2023	AP-003302		00COM9303 /IN: 602171 TIFFANY OWENS		214.99			46,258.07
12		6/12/2023	AP-003302		00COM9303 /IN: 602171 SHELLY SUTTON		214.99			46,473.06
12		6/12/2023	AP-003302		00COM9303 /IN: 602171 TARA BASGALL		224.68			46,697.74
12		6/19/2023	AP-003306		00ALL9392 /IN: 602181 AUTUMN KLEIN		895.00			47,592.74
12		6/19/2023	AP-003306		00ALL9392 /IN: 602181 KASANDRA AMOS		819.00			48,411.74
12		6/19/2023	AP-003306		00BUT0383 /IN: 602185 LEITHA MARTIN		3,695.00			52,106.74
12		6/19/2023	AP-003306		00BUT0383 /IN: 602185 SHELLY SUTTON		3,695.00			55,801.74
12		6/19/2023	AP-003306		00BUT0383 /IN: 602185 TIFFANY OWENS		3,695.00			59,496.74
12		6/19/2023	AP-003306		00WHI0096 /IN: 602194 JALEN CARTER		5,564.00			65,060.74
12		6/30/2023	AC-000161		001608548 /IN: 602196 LUKE MCVICKER JUN23 ACCR 06/30/23		4,950.00			70,010.74
12		6/30/2023	AC-000161		001608548 /IN: 602196 RANDALL VAN NESS JUN23 ACCR 06/30/23		4,950.00			74,960.74
12		6/30/2023	AC-000161		00BUT0383 /IN: 602202 EYINADE SUBAIR JUN23 ACCR 06/30/23		1,560.50			76,521.24
12		6/30/2023	AC-000161		00BUT0383 /IN: 602227 ZACH NEAL JUN23 ACCR 06/30/23		3,695.00			80,216.24
						0.00	87,133.24	6,917.00	80,216.24	80,216.24
760-304-85 Transportation:Prog Op's-MUS-DW						0.00				
07		1/16/2023	AP-003231		00GEO8204 /IN: 601846 GEORGINA CASANOVA		106.26			106.26
07		1/23/2023	AP-003234		00CAR7797 /IN: 601851 CAROLINA BARNES		199.08			305.34
07		1/23/2023	AP-003234		00GEO8204 /IN: 601853 GEORGINA CASANOVA		70.84			376.18
07		1/31/2023	AC-000155		00CAR7797 /IN: 601874 CAROLINA BARNES JAN23 ACCR 01/31/23		100.92			477.10
08		2/1/2023	AC-000155		Reversal: 00CAR7797 /IN: 601874 CAROLINA BARNES JAN23 ACCR 01/31/23			100.92		376.18
08		2/6/2023	AP-003240		00CAR7797 /IN: 601874 CAROLINA BARNES		100.92			477.10
08		2/13/2023	AP-003245		00GEO8204 /IN: 601897 GEORGINA CASANOVA		325.34			802.44
08		2/20/2023	AP-003248		00BYR3795 /IN: 601910 BYRON GORDANIER		91.14			893.58
08		2/20/2023	AP-003248		00CAR7797 /IN: 601912 CAROLINA BARNES		221.20			1,114.78
09		3/13/2023	AP-003257		00CAR7797 /IN: 601967 CAROLINA BARNES		123.04			1,237.82
09		3/13/2023	AP-003257		00ROG0920 /IN: 601980 ROGER ROBINSON		56.00			1,293.82
09		3/13/2023	AP-003257		00TSE7159 /IN: 601984 TSEGAYE GEBREMARIAM		31.36			1,325.18
09		3/20/2023	AP-003260		00CAR7797 /IN: 601989 CAROLINA BARNES		176.96			1,502.14
09		3/20/2023	AP-003260		00MIC6778 /IN: 601995 MICHAEL THOMAS		131.60			1,633.74
09		3/27/2023	AP-003264		00BYR3795 /IN: 602001 BYRON GORDANIER		182.28			1,816.02
09		3/27/2023	AP-003264		00MIC6778 /IN: 602012 MICHAEL THOMAS		105.28			1,921.30
09		3/31/2023	AC-000158		00CAR7797 /IN: 602020 CAROLINA BARNES MAR23		123.04			2,044.34

Funding Stream 85 - MUS-DW

Detail Postings for Period 01 Thru 12 Ending 6/30/2023

Account Number/Description		Period	Date	Journal	Comments	Beginning Balance	Debit	Credit	Net Change	Ending Balance
09		3/31/2023	AC-000158		ACCR 3/31/2023 00TSE7159 /IN: 602035 TSEGAYE GEBREMARIA MAR23 ACCR 3/31/2023		35.84			2,080.18
10		4/1/2023	AC-000158		Reversal: 00CAR7797 /IN: 602020 CAROLINA BARNES MAR23 ACCR 3/31/2023			123.04		1,957.14
10		4/1/2023	AC-000158		Reversal: 00TSE7159 /IN: 602035 TSEGAYE GEBREMARIA MAR23 ACCR 3/31/2023			35.84		1,921.30
10		4/3/2023	AP-003267		00CAR7797 /IN: 602020 CAROLINA BARNES		123.04			2,044.34
10		4/3/2023	AP-003267		00TSE7159 /IN: 602035 TSEGAYE GEBREMARIAM		35.84			2,080.18
10		4/17/2023	AP-003273		00MIC6778 /IN: 602063 MICHAEL THOMAS		142.08			2,222.26
10		4/17/2023	AP-003273		00ROG0920 /IN: 602064 ROGER ROBINSON		112.00			2,334.26
10		4/24/2023	AP-003276		00MIC6778 /IN: 602083 MICHAEL THOMAS		210.56			2,544.82
10		4/30/2023	AC-000159		00CAR7797 /IN: 602094 CAROLINA BARNES APR23 ACCR 04/30/23		300.00			2,844.82
10		4/30/2023	AC-000159		00TSE7159 /IN: 602102 TSEGAYE GEBREMARIA APR23 ACCR 04/30/23		35.84			2,880.66
11		5/1/2023	AC-000159		Reversal: 00CAR7797 /IN: 602094 CAROLINA BARNES APR23 ACCR 04/30/23			300.00		2,580.66
11		5/1/2023	AC-000159		Reversal: 00TSE7159 /IN: 602102 TSEGAYE GEBREMARIA APR23 ACCR 04/30/23			35.84		2,544.82
11		5/1/2023	AP-003279		00CAR7797 /IN: 602094 CAROLINA BARNES		300.00			2,844.82
11		5/1/2023	AP-003279		00TSE7159 /IN: 602102 TSEGAYE GEBREMARIAM		35.84			2,880.66
11		5/8/2023	AP-003282		00MIC6778 /IN: 602117 MICHAEL THOMAS		89.44			2,970.10
11		5/22/2023	AP-003290		00CAR7797 /IN: 602133 CAROLINA BARNES		176.96			3,147.06
11		5/22/2023	AP-003290		00MIC6778 /IN: 602145 MICHAEL THOMAS		210.56			3,357.62
11		5/29/2023	AP-003293		00BYR3795 /IN: 602153 BYRON GORDANIER		182.28			3,539.90
11		5/29/2023	AP-003293		00CAR7797 /IN: 602154 CAROLINA BARNES		176.96			3,716.86
12		6/19/2023	AP-003306		00CAR7797 /IN: 602186 CAROLINA BARNES		78.80			3,795.66
12		6/30/2023	AC-000161		00CAR7797 /IN: 602203 CAROLINA BARNES JUN23 ACCR 06/30/23		199.08			3,994.74
12		6/30/2023	AC-000161		00CAR7797 /IN: 602228 CAROLINA BARNES JUN23 ACCR 06/30/23		78.80			4,073.54
						0.00	4,669.18	595.64	4,073.54	4,073.54
805-304-85	Other services:Prog Op's-MUS-DW					0.00				
06		12/19/2022	AP-003221		00CIT0653 /IN: 601825 RODNEY JONES		186.43			186.43
06		12/19/2022	AP-003221		00EVE3840 /IN: 601826 RODNEY JONES		422.30			608.73
06		12/19/2022	AP-003221		00KAN0922 /IN: 601829 RODNEY JONES		117.68			726.41
07		1/16/2023	AP-003231		00KEL4182 /IN: 601849 RODNEY JONES		2,020.00			2,746.41
07		1/30/2023	AP-003237		00CIT0653 /IN: 601858 TOBY TREUL		52.83			2,799.24
07		1/30/2023	AP-003237		00EVE3840 /IN: 601862 BRANDON WILSON		295.17			3,094.41
07		1/30/2023	AP-003237		00EVE3840 /IN: 601862 TOBY TREUL		57.09			3,151.50
07		1/30/2023	AP-003237		00KAN0922 /IN: 601866 TOBY TREUL		122.26			3,273.76
07		1/30/2023	AP-003237		00KAN0922 /IN: 601866 BRANDON WILSON		170.46			3,444.22
08		2/13/2023	AP-003245		00CIT0653 /IN: 601890 MARIO HILL		105.46			3,549.68
08		2/13/2023	AP-003245		00CIT0939 /IN: 601889 BRANDON WILSON		189.86			3,739.54
08		2/13/2023	AP-003245		00EVE3840 /IN: 601896 MARIO HILL		430.98			4,170.52
08		2/13/2023	AP-003245		00KAN0922 /IN: 601901 MARIO HILL		116.10			4,286.62
08		2/20/2023	AP-003248		00EVE3840 /IN: 601918 CARLA HOBBS		1,936.88			6,223.50
08		2/20/2023	AP-003248		00FIS0911 /IN: 601919 REBECCA COLLINS		3,488.38			9,711.88
08		2/20/2023	AP-003248		00HIL6743 /IN: 601921 MARIO HILL		1,100.00			10,811.88
08		2/28/2023	AC-000157		00WIC1455 /IN: 601961 TSEGAYE GEBREMARIA FEB23 ACCR 02/28/23		875.00			11,686.88
08		2/28/2023	AC-000157		00CIT0653 /IN: 601949 ERNEST P SOLOMON FEB23 ACCR 02/28/23		1,314.55			13,001.43
08		2/28/2023	AC-000157		00WIC6013 /IN: 601962 JASMINE WASHINGTON FEB23 ACCR 02/28/23		1,395.00			14,396.43
09		3/1/2023	AC-000157		Reversal: 00WIC1455 /IN: 601961 TSEGAYE GEBREMARIA FEB23 ACCR 02/28/23			875.00		13,521.43
09		3/1/2023	AC-000157		Reversal: 00CIT0653 /IN: 601949 ERNEST P SOLOMON FEB23 ACCR 02/28/23			1,314.55		12,206.88
09		3/1/2023	AC-000157		Reversal: 00WIC6013 /IN: 601962 JASMINE WASHINGTON FEB23 ACCR 02/28/23			1,395.00		10,811.88
09		3/6/2023	AP-003255		00CIT0653 /IN: 601949 ERNEST P SOLOMON		1,314.55			12,126.43
09		3/6/2023	AP-003255		00WIC1455 /IN: 601961 TSEGAYE GEBREMARIAM		875.00			13,001.43
09		3/6/2023	AP-003255		00WIC6013 /IN: 601962 JASMINE WASHINGTON		1,395.00			14,396.43
09		3/13/2023	AP-003257		00JEF1204 /IN: 601974 ERNEST P SOLOMON		695.00			15,091.43
09		3/27/2023	AP-003264		00NAT6869 /IN: 602013 MICHAEL THOMAS		969.85			16,061.28
09		3/31/2023	AC-000158		00EVE3840 /IN: 602022 ERNEST P SOLOMON MAR23 ACCR 3/31/2023		1,700.07			17,761.35
10		4/1/2023	AC-000158		Reversal: 00EVE3840 /IN: 602022 ERNEST P SOLOMON MAR23 ACCR 3/31/2023			1,700.07		16,061.28
10		4/3/2023	AP-003267		00EVE3840 /IN: 602022 ERNEST P SOLOMON		1,700.07			17,761.35
10		4/10/2023	AP-003270		00KAN0922 /IN: 602051 MICHAEL THOMAS		109.55			17,870.90
10		4/17/2023	AP-003273		00CIT0653 /IN: 602057 MICHAEL THOMAS		54.96			17,925.86

Funding Stream 85 - MUS-DW

Detail Postings for Period 01 Thru 12 Ending 6/30/2023

Account Number/Description		Period	Date	Journal	Comments	Beginning Balance	Debit	Credit	Net Change	Ending Balance
10		4/17/2023	AP-003273	00EVE3840 /IN: 602060	MICHAEL THOMAS		195.00			18,120.86
10		4/30/2023	AC-000159	00EVE3840 /IN: 602099	CHAVON SNOW APR23 ACCR 04/30/23		610.70			18,731.56
11		5/1/2023	AC-000159	Reversal: 00EVE3840 /IN: 602099	CHAVON SNOW APR23 ACCR 04/30/23			610.70		18,120.86
11		5/1/2023	AP-003279	00EVE3840 /IN: 602099	CHAVON SNOW		610.70			18,731.56
11		5/8/2023	AP-003282	00INW9662 /IN: 602112	DIERA COTTON		915.00			19,646.56
11		5/15/2023	AP-003286	00EVE3840 /IN: 602124	DIERA COTTON		500.62			20,147.18
11		5/18/2023	AP-003287	00ADA1459 /IN: 602126	DIANNA ALCORN		2,400.00			22,547.18
11		5/22/2023	AP-003290	00EVE3840 /IN: 602139	DIANNA ALCORN		1,070.01			23,617.19
12		6/12/2023	AP-003302	00CIT0653 /IN: 602170	BYRON GORDANIER		173.81			23,791.00
12		6/12/2023	AP-003302	00EVE3840 /IN: 602174	BYRON GORDANIER		434.94			24,225.94
12		6/12/2023	AP-003302	00KAN0922 /IN: 602175	BYRON GORDANIER		608.12			24,834.06
12		6/12/2023	AP-003302	00U.S1368 /IN: 602180	BYRON GORDANIER		1,604.90			26,438.96
12		6/30/2023	AC-000161	00CIT0653 /IN: 602204	SHANIECE JOHNSON JUN23 ACCR 06/30/23		282.85			26,721.81
12		6/30/2023	AC-000161	00EVE3840 /IN: 602233	SHANIECE JOHNSON JUN23 ACCR 06/30/23		358.92			27,080.73
12		6/30/2023	AC-000161	00EVE3840 /IN: 602233	ZACH NEAL JUN23 ACCR 06/30/23		140.94			27,221.67
12		6/30/2023	AC-000161	00KAN0922 /IN: 602212	SHANIECE JOHNSON JUN23 ACCR 06/30/23		489.96			27,711.63
12		6/30/2023	AC-000161	00WIC6013 /IN: 602244	ZACH NEAL JUN23 ACCR 06/30/23		650.00			28,361.63
						0.00	34,256.95	5,895.32	28,361.63	28,361.63
820-304-85					ER PAYMENTS:Prog Op's-MUS-DW	0.00				
12		6/30/2023	AC-000161		Commerce Bank Credit Card JUN23 ACCR 06/30/23		22.51			22.51
						0.00	22.51	0.00	22.51	22.51
905-304-85					SUBRECIPIENT GRANTS:Prog Op's-MUS-DW	0.00				
07		1/30/2023	AP-003236	00ECK9999 /IN: EY202212			278.97			278.97
08		2/27/2023	AP-003252	00ECK9999 /IN: EY202301			289.18			568.15
09		3/20/2023	AP-003261	00ECK9999 /IN: EY202302			284.72			852.87
10		4/17/2023	AP-003274	00ECK9999 /IN: EY202303			394.92			1,247.79
10		4/30/2023	AC-000159	Eckerd Connects GJ Correction APR23 ACCR 04/30/23				1,247.79		0.00
10		4/30/2023	AC-000159	MUS DWG Indirects Correction APR23 ACCR 04/30/23				1,422.23		1,422.23
11		5/1/2023	AC-000159	Reversal: Eckerd Connects GJ Correction APR23 ACCR 04/30/23			1,247.79			174.44
11		5/1/2023	AC-000159	Reversal: MUS DWG Indirects Correction APR23 ACCR 04/30/23			1,422.23			1,247.79
11		5/15/2023	GJ-003397	admin sheet 5923 adjust				1,247.79		0.00
						0.00	3,917.81	3,917.81	0.00	0.00
					<b>Funding Stream 85 - MUS-DW Total:</b>	0.00	667,629.44	667,629.44	0.00	0.00

Funding Stream 86 - MUS-DW ADMIN  
Detail Postings for Period 01 Thru 12 Ending 6/30/2023

Account Number/Description				Beginning Balance	Debit	Credit	Net Change	Ending Balance
Period	Date	Journal	Comments					
400-204-86 Grant Revenue:Operations-MUS-DW ADM				0.00				
01	7/31/2022	GJ-003274	GRANT FUNDING RECEIPTS JULY-2022			690.06		690.06-
02	8/31/2022	GJ-003290	GRANT FUNDING RECEIPTS AUG-2022			798.71		1,488.77-
03	9/30/2022	GJ-003306	GRANT FUNDING RECEIPTS SEP-2022			643.23		2,132.00-
04	10/31/2022	GJ-003315	GRANT FUNDING RECEIPTS OCT-2022			1,831.32		3,963.32-
05	11/30/2022	GJ-003323	GRANT FUNDING RECEIPTS NOV-2022			1,439.79		5,403.11-
06	12/31/2022	GJ-003335	GRANT FUNDING RECEIPTS NOV-2022			1,273.08		6,676.19-
07	1/31/2023	GJ-003348	GRANT FUNDING RECEIPTS JAN-2023			1,304.11		7,980.30-
08	2/28/2023	GJ-003357	GRANT FUNDING RECEIPTS FEB-2023			716.19		8,696.49-
09	3/31/2023	GJ-003373	GRANT FUNDING RECEIPTS MAR-2023			2,077.49		10,773.98-
10	4/30/2023	GJ-003393	GRANT FUNDING RECEIPTS APR-2023			1,323.54		12,097.52-
11	5/31/2023	GJ-003417	GRANT FUNDING RECEIPTS MAY-2023			36.51		12,134.03-
12	6/30/2023	GJ-003426	GRANT FUNDING RECEIPTS JUN-2023			1,126.71		13,260.74-
12	6/30/2023	GJ-003439	QB ADJUSTMENTS Q4			468.04		13,728.78-
				0.00	0.00	13,728.78	13,728.78-	13,728.78-
510-204-86 CONTRACT SERVICES:Operations-MUS-DW ADM				0.00				
01	7/1/2022	AC-000141	Reversal: 00ALL2084 /IN: 948578 JUN22 ACCR 06/30/22			0.90		0.90-
01	7/1/2022	AC-000141	Reversal: 00ALL2084 /IN: 948747 JUN22 ACCR 06/30/22			1.58		2.48-
01	7/1/2022	AC-000141	Reversal: 00CIR9999 /IN: 20642876731 JUN22 ACCR 06/30/22			0.02		2.50-
01	7/1/2022	AC-000141	Reversal: 00EMP9999 /IN: 12483 JUN22 ACCR 06/30/22		0.17			2.33-
01	7/1/2022	AC-000141	Reversal: 00LAN9999 /IN: 10577607 JUN22 ACCR 06/30/22			0.05		2.38-
01	7/7/2022	AP-003147	00PEN5891 /IN: 213490		0.34			2.04-
01	7/7/2022	AP-003147	00TRO9999 /IN: 53533		0.11			1.93-
01	7/7/2022	AP-003147	00TRO9999 /IN: 53534		0.11			1.82-
01	7/7/2022	AP-003147	00WAI9999 /IN: D84ED580019		2.06			0.24
01	7/14/2022	AP-003146	00ALL2084 /IN: 948747		1.58			1.82
01	7/14/2022	AP-003146	00CIR9999 /IN: 20642876731		0.02			1.84
01	7/18/2022	AP-003153	00CIR9999 /IN: 20642882695		0.03			1.87
01	7/18/2022	AP-003153	00CIS9999 /IN: 76892979		2.32			4.19
01	7/18/2022	AP-003153	00SOL9999 /IN: 2022047		2.08			6.27
01	7/18/2022	AP-003154	00ALL2084 /IN: 948578		0.90			7.17
01	7/18/2022	AP-003154	00LAN9999 /IN: 10577607		0.05			7.22
01	7/25/2022	AP-003156	00CIR9999 /IN: 20642889255		0.03			7.25
01	7/25/2022	AP-003156	00NEC9999 /IN: 2508647		0.48			7.73
01	7/31/2022	AC-000145	AGH JUL22 ACCR 07/22/22		2.24			9.97
01	7/31/2022	AC-000145	Pen Publishing Interactive, Inc JUL22 ACCR 07/22/22		0.34			10.31
01	7/31/2022	AC-000145	Tropical Designs JUL22 ACCR 07/25/22		0.11			10.42
01	7/31/2022	AC-000145	Tropical Designs JUL22 ACCR 07/25/22		0.11			10.53
02	8/1/2022	AC-000145	Reversal: AGH JUL22 ACCR 07/22/22			2.24		8.29
02	8/1/2022	AC-000145	Reversal: Pen Publishing Interactive, Inc JUL22 ACCR 07/22/22			0.34		7.95
02	8/1/2022	AC-000145	Reversal: Tropical Designs JUL22 ACCR 07/25/22			0.11		7.84
02	8/1/2022	AC-000145	Reversal: Tropical Designs JUL22 ACCR 07/25/22			0.11		7.73
02	8/1/2022	AP-003160	00ALL2084 /IN: 949218		2.24			9.97
02	8/1/2022	AP-003160	00PEN5891 /IN: 213727		0.34			10.31
02	8/8/2022	AP-003164	00CIR9999 /IN: 20642894640		0.03			10.34
02	8/8/2022	AP-003164	00TRO9999 /IN: 53731		0.11			10.45
02	8/8/2022	AP-003164	00TRO9999 /IN: 53732		0.11			10.56
02	8/15/2022	AP-003166	00CIS9999 /IN: 77222958		2.32			12.88
02	8/15/2022	AP-003166	00LAN9999 /IN: 10603291		0.08			12.96
02	8/22/2022	AP-003168	00CIR9999 /IN: 20642901732		0.04			13.00
02	8/22/2022	AP-003168	00NEC9999 /IN: 2514918		0.48			13.48
02	8/29/2022	AP-003172	00PEN5891 /IN: 213964		0.34			13.82
02	8/31/2022	AC-000146	Roaster Joes Inc. AUG22 ACCR 08/29/22		0.04			13.86
02	8/31/2022	AC-000146	Tropical Designs AUG22 ACCR 08/25/22		0.11			13.97
02	8/31/2022	AC-000146	Tropical Designs AUG22 ACCR 08/25/22		0.11			14.08
03	9/1/2022	AC-000146	Reversal: Roaster Joes Inc. AUG22 ACCR 08/29/22			0.04		14.04
03	9/1/2022	AC-000146	Reversal: Tropical Designs AUG22 ACCR 08/25/22			0.11		13.93
03	9/1/2022	AC-000146	Reversal: Tropical Designs AUG22 ACCR 08/25/22			0.11		13.82
03	9/5/2022	AP-003173	00CIR9999 /IN: 20642907838		0.04			13.86
03	9/5/2022	AP-003173	00TRO9999 /IN: 53927		0.11			13.97
03	9/5/2022	AP-003173	00TRO9999 /IN: 53928		0.11			14.08

Funding Stream 86 - MUS-DW ADMIN  
Detail Postings for Period 01 Thru 12 Ending 6/30/2023

Account Number/Description		Period	Date	Journal	Comments	Beginning Balance	Debit	Credit	Net Change	Ending Balance
03		9/19/2022	AP-003181	00CAR9993 /IN: IN1220541			19.09			33.17
03		9/19/2022	AP-003181	00CIR9999 /IN: 20642917481			0.03			33.20
03		9/19/2022	AP-003181	00CIS9999 /IN: 77504419			2.32			35.52
03		9/19/2022	AP-003181	00HIG9999 /IN: 201686			2.41			37.93
03		9/19/2022	AP-003181	00HIN9999 /IN: 333652			0.40			38.33
03		9/19/2022	AP-003181	00LAN9999 /IN: 10627495			0.12			38.45
03		9/19/2022	AP-003181	00NEC9999 /IN: 2521287			0.48			38.93
03		9/26/2022	AP-003184	00EMP9999 /IN: 12990			0.27			39.20
03		9/26/2022	AP-003184	00INT2805 /IN: H007020201			0.07			39.27
03		9/26/2022	AP-003184	00WAI9999 /IN: D84ED580020			2.06			41.33
03		9/30/2022	AC-000148	EMPAC, Inc. SEP22 ACCR 10/01/22				0.27		41.06
03		9/30/2022	AC-000148	Pen Publishing Interactive, Inc SEP22 ACCR 09/23/22			0.10			41.16
03		9/30/2022	AC-000148	Pen Publishing Interactive, Inc SEP22 ACCR 09/21/22			0.34			41.50
03		9/30/2022	AC-000148	Pen Publishing Interactive, Inc SEP22 ACCR 09/21/22			0.52			42.02
03		9/30/2022	AC-000148	Roaster Joes Inc. SEP22 ACCR 09/26/22			0.04			42.06
04		10/1/2022	AC-000148	Reversal: EMPAC, Inc. SEP22 ACCR 10/01/22			0.27			42.33
04		10/1/2022	AC-000148	Reversal: Pen Publishing Interactive, Inc SEP22 ACCR 09/23/22				0.10		42.23
04		10/1/2022	AC-000148	Reversal: Pen Publishing Interactive, Inc SEP22 ACCR 09/21/22				0.34		41.89
04		10/1/2022	AC-000148	Reversal: Pen Publishing Interactive, Inc SEP22 ACCR 09/21/22				0.52		41.37
04		10/1/2022	AC-000148	Reversal: Roaster Joes Inc. SEP22 ACCR 09/26/22				0.04		41.33
04		10/3/2022	AP-003187	00CIR9999 /IN: 20642922362			0.04			41.37
04		10/3/2022	AP-003187	00PEN5891 /IN: 214217			0.34			41.71
04		10/3/2022	AP-003187	00PEN5891 /IN: 214220			0.52			42.23
04		10/3/2022	AP-003187	00PEN5891 /IN: 214228			0.10			42.33
04		10/10/2022	AP-003190	00HIG9999 /IN: 203758			0.06			42.39
04		10/10/2022	AP-003190	00LAN9999 /IN: 10650365			0.04			42.43
04		10/10/2022	AP-003190	00TRO9999 /IN: 54133			0.11			42.54
04		10/10/2022	AP-003190	00TRO9999 /IN: 54134			0.11			42.65
04		10/17/2022	AP-003194	00CIS9999 /IN: 77800233			2.32			44.97
04		10/24/2022	AP-003198	00CIR9999 /IN: 20642938171			0.04			45.01
04		10/31/2022	AC-000149	00TRO9999 /IN: 54331 OCT22 ACCR 10/31/22			0.11			45.12
04		10/31/2022	AC-000149	00TRO9999 /IN: 54332 OCT22 ACCR 10/31/22			0.11			45.23
04		10/31/2022	AC-000149	00VMW2757 /IN: 710023894 OCT22 ACCR 10/31/22			10.02			55.25
04		10/31/2022	AC-000149	00WIP8449 /IN: 2127496 OCT22 ACCR 10/31/22			1.39			56.64
04		10/31/2022	AP-003201	00CIR9999 /IN: 20642940058			0.02			56.66
04		10/31/2022	AP-003201	00NEC9999 /IN: 2528502			0.48			57.14
04		10/31/2022	AP-003201	00PEN5891 /IN: 214456			0.34			57.48
05		11/1/2022	AC-000149	Reversal: 00TRO9999 /IN: 54331 OCT22 ACCR 10/31/22				0.11		57.37
05		11/1/2022	AC-000149	Reversal: 00TRO9999 /IN: 54332 OCT22 ACCR 10/31/22				0.11		57.26
05		11/1/2022	AC-000149	Reversal: 00VMW2757 /IN: 710023894 OCT22 ACCR 10/31/22				10.02		47.24
05		11/1/2022	AC-000149	Reversal: 00WIP8449 /IN: 2127496 OCT22 ACCR 10/31/22				1.39		45.85
05		11/7/2022	AP-003206	00TRO9999 /IN: 54331			0.11			45.96
05		11/7/2022	AP-003206	00TRO9999 /IN: 54332			0.11			46.07
05		11/7/2022	AP-003206	00VMW2757 /IN: 710023894			10.02			56.09
05		11/7/2022	AP-003206	00WIP8449 /IN: 2127496			1.39			57.48
05		11/10/2022	AP-003208	00HIG9999 /IN: 505662			0.04			57.52
05		11/21/2022	AP-003211	00LAN9999 /IN: 10673251			0.10			57.62
05		11/21/2022	AP-003211	00WIP8449 /IN: 2141966			10.10			67.72
05		11/30/2022	AC-000150	00ALL2084 /IN: 949851 NOV22 ACCR 11/30/22			5.89			73.61
05		11/30/2022	AC-000150	00ALL2084 /IN: 950345 NOV22 ACCR 11/30/22			7.49			81.10
05		11/30/2022	AC-000150	00ALL2084 /IN: 950954 NOV22 ACCR 11/30/22			4.17			85.27
05		11/30/2022	AC-000150	00ALL2084 /IN: 951684 NOV22 ACCR 11/30/22			6.61			91.88
05		11/30/2022	AC-000150	00CIR9999 /IN: 20642944116 NOV22 ACCR 11/30/22			0.04			91.92
05		11/30/2022	AC-000150	00CIR9999 /IN: 20642951908 NOV22 ACCR 11/30/22			0.04			91.96
05		11/30/2022	AC-000150	00PEN5891 /IN: 214698 NOV22 ACCR 11/30/22			0.49			92.45
05		11/30/2022	AC-000150	00TRO9999 /IN: 54523 NOV22 ACCR 11/30/22			0.16			92.61
05		11/30/2022	AC-000150	00TRO9999 /IN: 54524 NOV22 ACCR 11/30/22			0.16			92.77
06		12/1/2022	AC-000150	Reversal: 00ALL2084 /IN: 949851 NOV22 ACCR 11/30/22				5.89		86.88
06		12/1/2022	AC-000150	Reversal: 00ALL2084 /IN: 950345 NOV22 ACCR 11/30/22				7.49		79.39
06		12/1/2022	AC-000150	Reversal: 00ALL2084 /IN: 950954 NOV22 ACCR 11/30/22				4.17		75.22

Funding Stream 86 - MUS-DW ADMIN  
Detail Postings for Period 01 Thru 12 Ending 6/30/2023

Account Number/Description		Period	Date	Journal	Comments	Beginning Balance	Debit	Credit	Net Change	Ending Balance
06	12/1/2022	AC-000150	Reversal: 00ALL2084 /IN: 951684 NOV22 ACCR 1/30/22					6.61		68.61
06	12/1/2022	AC-000150	Reversal: 00CIR9999 /IN: 20642944116 NOV22 ACCR 1/30/22					0.04		68.57
06	12/1/2022	AC-000150	Reversal: 00CIR9999 /IN: 20642951908 NOV22 ACCR 1/30/22					0.04		68.53
06	12/1/2022	AC-000150	Reversal: 00PEN5891 /IN: 214698 NOV22 ACCR 1/30/22					0.49		68.04
06	12/1/2022	AC-000150	Reversal: 00TRO9999 /IN: 54523 NOV22 ACCR 1/30/22					0.16		67.88
06	12/1/2022	AC-000150	Reversal: 00TRO9999 /IN: 54524 NOV22 ACCR 1/30/22					0.16		67.72
06	12/5/2022	AP-003215	00ALL2084 /IN: 949851				5.89			73.61
06	12/5/2022	AP-003215	00ALL2084 /IN: 950345				7.49			81.10
06	12/5/2022	AP-003215	00ALL2084 /IN: 950954				4.17			85.27
06	12/5/2022	AP-003215	00ALL2084 /IN: 951684				6.61			91.88
06	12/5/2022	AP-003215	00CIR9999 /IN: 20642944116				0.04			91.92
06	12/5/2022	AP-003215	00CIR9999 /IN: 20642951908				0.04			91.96
06	12/5/2022	AP-003215	00PEN5891 /IN: 214698				0.49			92.45
06	12/5/2022	AP-003215	00TRO9999 /IN: 54523				0.16			92.61
06	12/5/2022	AP-003215	00TRO9999 /IN: 54524				0.16			92.77
06	12/12/2022	AP-003219	00CIR9999 /IN: 20642958640				0.03			92.80
06	12/12/2022	AP-003219	00LAN9999 /IN: 10698113				0.21			93.01
06	12/26/2022	AP-003225	00CIR9999 /IN: 20642964597				0.04			93.05
06	12/26/2022	AP-003225	00EMP9999 /IN: 13394				0.44			93.49
06	12/26/2022	AP-003225	00WAI9999 /IN: D84ED580021				3.12			96.61
06	12/31/2022	AC-000152	AGH DEC22 ACCR 12/21/22				3.91			100.52
06	12/31/2022	AC-000152	EMPAC, Inc. DEC22 ACCR 01/01/23					0.44		100.08
06	12/31/2022	AC-000152	Pen Publishing Interactive, Inc DEC22 ACCR 12/22/22				0.51			100.59
06	12/31/2022	AC-000152	Tropical Designs DEC22 ACCR 12/25/22				0.16			100.75
06	12/31/2022	AC-000152	Tropical Designs DEC22 ACCR 12/25/22				0.17			100.92
07	1/1/2023	AC-000152	Reversal: AGH DEC22 ACCR 12/21/22					3.91		97.01
07	1/1/2023	AC-000152	Reversal: EMPAC, Inc. DEC22 ACCR 01/01/23				0.44			97.45
07	1/1/2023	AC-000152	Reversal: Pen Publishing Interactive, Inc DEC22 ACCR 12/22/22					0.51		96.94
07	1/1/2023	AC-000152	Reversal: Tropical Designs DEC22 ACCR 12/25/22					0.16		96.78
07	1/1/2023	AC-000152	Reversal: Tropical Designs DEC22 ACCR 12/25/22					0.17		96.61
07	1/9/2023	AP-003228	00ALL2084 /IN: 952230				3.91			100.52
07	1/9/2023	AP-003228	00PEN5891 /IN: 214976				0.51			101.03
07	1/9/2023	AP-003228	00TRO9999 /IN: 54735				0.17			101.20
07	1/9/2023	AP-003228	00TRO9999 /IN: 54736				0.16			101.36
07	1/30/2023	AP-003236	00ALL2084 /IN: 952691				4.19			105.55
07	1/30/2023	AP-003236	00PEN5891 /IN: 215199				0.51			106.06
07	1/31/2023	AC-000155	Roaster Joes Inc. JAN23 ACCR 01/30/23				0.02			106.08
07	1/31/2023	AC-000155	Roaster Joes Inc. JAN23 ACCR 01/24/23				0.08			106.16
07	1/31/2023	AC-000155	Tropical Designs JAN23 ACCR 01/25/23				0.16			106.32
07	1/31/2023	AC-000155	Tropical Designs JAN23 ACCR 01/25/23				0.17			106.49
08	2/1/2023	AC-000155	Reversal: Roaster Joes Inc. JAN23 ACCR 01/30/23					0.02		106.47
08	2/1/2023	AC-000155	Reversal: Roaster Joes Inc. JAN23 ACCR 01/24/23					0.08		106.39
08	2/1/2023	AC-000155	Reversal: Tropical Designs JAN23 ACCR 01/25/23					0.16		106.23
08	2/1/2023	AC-000155	Reversal: Tropical Designs JAN23 ACCR 01/25/23					0.17		106.06
08	2/6/2023	AP-003241	00CIR9999 /IN: 20642982555				0.08			106.14
08	2/6/2023	AP-003241	00CIR9999 /IN: 20642987092				0.02			106.16
08	2/6/2023	AP-003241	00TRO9999 /IN: 54944				0.17			106.33
08	2/6/2023	AP-003241	00TRO9999 /IN: 54945				0.16			106.49
08	2/20/2023	AP-003247	00CIR9999 /IN: 20642989439				0.04			106.53
08	2/27/2023	AP-003252	00ALL2084 /IN: 953405				8.73			115.26
08	2/27/2023	AP-003252	00PEN5891 /IN: 215442				0.53			115.79
08	2/28/2023	AC-000157	Roaster Joes Inc. FEB23 ACCR 02/27/23				0.03			115.82
08	2/28/2023	AC-000157	Tropical Designs FEB23 ACCR 02/25/23				0.16			115.98
08	2/28/2023	AC-000157	Tropical Designs FEB23 ACCR 02/25/23				0.17			116.15
09	3/1/2023	AC-000157	Reversal: Roaster Joes Inc. FEB23 ACCR 02/27/23					0.03		116.12
09	3/1/2023	AC-000157	Reversal: Tropical Designs FEB23 ACCR 02/25/23					0.16		115.96
09	3/1/2023	AC-000157	Reversal: Tropical Designs FEB23 ACCR 02/25/23					0.17		115.79
09	3/6/2023	AP-003253	00CIR9999 /IN: 20642996930				0.03			115.82
09	3/6/2023	AP-003253	00TRO9999 /IN: 55150				0.17			115.99
09	3/6/2023	AP-003253	00TRO9999 /IN: 55151				0.16			116.15
09	3/13/2023	AP-003258	00HIN9999 /IN: 343855				1.37			117.52



Funding Stream 86 - MUS-DW ADMIN  
Detail Postings for Period 01 Thru 12 Ending 6/30/2023

Account Number/Description				Beginning Balance	Debit	Credit	Net Change	Ending Balance
Period	Date	Journal	Comments					
09	3/20/2023	AP-003261	00CIR9999 /IN: 20643004065		0.04			117.56
09	3/20/2023	AP-003261	00WIP8449 /IN: 2176876		2.11			119.67
09	3/20/2023	AP-003261	00WIP8449 /IN: 2195746		3.17			122.84
09	3/27/2023	AP-003262	00CIR9999 /IN: 20643004065		0.04			122.88
09	3/27/2023	AP-003262	00WAI9999 /IN: D84ED580022		3.13			126.01
09	3/31/2023	AC-000158	AGH MAR23 ACCR 03/22/23		6.96			132.97
09	3/31/2023	AC-000158	International Paper MAR23 ACCR 03/16/23		0.19			133.16
09	3/31/2023	AC-000158	Pen Publishing Interactive, Inc MAR23 ACCR 03/22/23		0.51			133.67
09	3/31/2023	AC-000158	Roaster Joes Inc. MAR23 ACCR 03/27/23		0.05			133.72
09	3/31/2023	AC-000158	Tropical Designs MAR23 ACCR 03/25/23		0.16			133.88
09	3/31/2023	AC-000158	Tropical Designs MAR23 ACCR 03/25/23		0.17			134.05
10	4/1/2023	AC-000158	Reversal: AGH MAR23 ACCR 03/22/23			6.96		127.09
10	4/1/2023	AC-000158	Reversal: International Paper MAR23 ACCR 03/16/23			0.19		126.90
10	4/1/2023	AC-000158	Reversal: Pen Publishing Interactive, Inc MAR23 ACCR 03/22/23			0.51		126.39
10	4/1/2023	AC-000158	Reversal: Roaster Joes Inc. MAR23 ACCR 03/27/23			0.05		126.34
10	4/1/2023	AC-000158	Reversal: Tropical Designs MAR23 ACCR 03/25/23			0.16		126.18
10	4/1/2023	AC-000158	Reversal: Tropical Designs MAR23 ACCR 03/25/23			0.17		126.01
10	4/3/2023	AP-003265	00ALL2084 /IN: 953871		6.96			132.97
10	4/3/2023	AP-003265	00CIR9999 /IN: 20643010950		0.05			133.02
10	4/3/2023	AP-003265	00EMP9999 /IN: 13794		0.44			133.46
10	4/3/2023	AP-003265	00INT2805 /IN: 953456		0.19			133.65
10	4/3/2023	AP-003265	00PEN5891 /IN: 215728		0.51			134.16
10	4/3/2023	AP-003265	00TRO9999 /IN: 55348		0.17			134.33
10	4/3/2023	AP-003265	00TRO9999 /IN: 55349		0.16			134.49
10	4/10/2023	MC-000385	Roaster Joes Inc. 0000051646			0.04		134.45
10	4/17/2023	AP-003274	00CIR9999 /IN: 20643017189		0.07			134.52
10	4/30/2023	AC-000159	00ALL2084 /IN: 954321 APR23 ACCR 04/30/23		9.55			144.07
10	4/30/2023	AC-000159	00CIR9999 /IN: 20643024780 APR23 ACCR 04/30/23		0.09			144.16
10	4/30/2023	AC-000159	00PEN5891 /IN: 215956 APR23 ACCR 04/30/23		0.88			145.04
10	4/30/2023	AC-000159	00TRO9999 /IN: 55546 APR23 ACCR 04/30/23		0.29			145.33
10	4/30/2023	AC-000159	00TRO9999 /IN: 55547 APR23 ACCR 04/30/23		0.27			145.60
10	4/30/2023	AC-000159	MUS DWG Indirects Correction APR23 ACCR 04/30/23			74.97		70.63
11	5/1/2023	AC-000159	Reversal: 00ALL2084 /IN: 954321 APR23 ACCR 04/30/23			9.55		61.08
11	5/1/2023	AC-000159	Reversal: 00CIR9999 /IN: 20643024780 APR23 ACCR 04/30/23			0.09		60.99
11	5/1/2023	AC-000159	Reversal: 00PEN5891 /IN: 215956 APR23 ACCR 04/30/23			0.88		60.11
11	5/1/2023	AC-000159	Reversal: 00TRO9999 /IN: 55546 APR23 ACCR 04/30/23			0.29		59.82
11	5/1/2023	AC-000159	Reversal: 00TRO9999 /IN: 55547 APR23 ACCR 04/30/23			0.27		59.55
11	5/1/2023	AC-000159	Reversal: MUS DWG Indirects Correction APR23 ACCR 04/30/23		74.97			134.52
11	5/1/2023	AP-003280	00CIR9999 /IN: 20643024780		0.09			134.61
11	5/1/2023	AP-003280	00PEN5891 /IN: 215956		0.88			135.49
11	5/8/2023	AP-003283	00ALL2084 /IN: 954321		9.55			145.04
11	5/8/2023	AP-003283	00TRO9999 /IN: 55546		0.29			145.33
11	5/8/2023	AP-003283	00TRO9999 /IN: 55547		0.27			145.60
				0.00	289.27	143.67	145.60	145.60
513-204-86 SECURITY:Operations-MUS-DW ADM				0.00				
01	7/1/2022	AC-000141	Reversal: 00ALL9999 /IN: 12763872 JUN22 ACCR 06/30/22		0.35			0.35
01	7/1/2022	AC-000141	Reversal: 00ALL9999 /IN: 12932847 JUN22 ACCR 06/30/22			0.11		0.24
01	7/1/2022	AC-000141	Reversal: 00PRO9998 /IN: 145694065 JUN22 ACCR 06/30/22		0.18			0.42
01	7/18/2022	AP-003153	00ALL9999 /IN: 12880816		0.61			1.03
01	7/18/2022	AP-003153	00PRO9998 /IN: 146125803		0.28			1.31
01	7/18/2022	AP-003154	00ALL9999 /IN: 12932847		0.11			1.42
01	7/31/2022	AC-000145	Allied Universal Security Services JUL22 ACCR 07/28/22		0.15			1.57
02	8/1/2022	AC-000145	Reversal: Allied Universal Security Services JUL22 ACCR 07/28/22			0.15		1.42
02	8/8/2022	AP-003164	00ALL9999 /IN: 13009927		0.76			2.18
02	8/8/2022	AP-003164	00ALL9999 /IN: 13064679		0.15			2.33
02	8/22/2022	AP-003168	00PRO9998 /IN: 146538069		0.28			2.61
02	8/31/2022	AC-000146	Allied Universal Security Services AUG22 ACCR 08/25/22		0.25			2.86
03	9/1/2022	AC-000146	Reversal: Allied Universal Security Services AUG22			0.25		2.61

Funding Stream 86 - MUS-DW ADMIN  
Detail Postings for Period 01 Thru 12 Ending 6/30/2023

Account Number/Description		Period	Date	Journal	Comments	Beginning Balance	Debit	Credit	Net Change	Ending Balance
		03	9/5/2022	AP-003173	ACCR 08/25/22 00ALL9999 /IN: 13184117		0.25			2.86
		03	9/12/2022	AP-003176	00ALL9999 /IN: 13151431		0.61			3.47
		03	9/26/2022	AP-003184	00PRO9998 /IN: 146927156		0.28			3.75
		03	9/30/2022	AC-000148	ADT Commercial SEP22 ACCR 09/12/22		0.06			3.81
		04	10/1/2022	AC-000148	Reversal: ADT Commercial SEP22 ACCR 09/12/22			0.06		3.75
		04	10/3/2022	AP-003187	00ALL9999 /IN: 13274931 October Accrual		0.61			4.36
		04	10/3/2022	AP-003187	00PRO9998 /IN: 147165898		0.06			4.42
		04	10/10/2022	AP-003190	00ALL9999 /IN: 13329485		0.24			4.66
		04	10/24/2022	AP-003198	00PRO9998 /IN: 147333207		0.28			4.94
		05	11/7/2022	AP-003206	00ALL9999 /IN: 13415054		0.76			5.70
		05	11/10/2022	AP-003208	00ALL9999 /IN: 13451517		0.24			5.94
		05	11/30/2022	AC-000150	00ALL9999 /IN: 13573028 NOV22 ACCR 11/30/22		0.19			6.13
		05	11/30/2022	AC-000150	00PRO9998 /IN: 147768457 NOV22 ACCR 11/30/22		0.41			6.54
		06	12/1/2022	AC-000150	Reversal: 00ALL9999 /IN: 13573028 NOV22 ACCR 11/30/22			0.19		6.35
		06	12/1/2022	AC-000150	Reversal: 00PRO9998 /IN: 147768457 NOV22 ACCR 11/30/22			0.41		5.94
		06	12/5/2022	AP-003215	00ALL9999 /IN: 13573028		0.19			6.13
		06	12/5/2022	AP-003215	00PRO9998 /IN: 147768457		0.41			6.54
		06	12/12/2022	AP-003219	00COM3740 /IN: 20221125		0.41			6.95
		06	12/19/2022	AP-003222	00ALL9999 /IN: 13540252		0.78			7.73
		06	12/19/2022	AP-003222	00PRO9998 /IN: 148157515		0.42			8.15
		07	1/9/2023	AP-003228	00ALL9999 /IN: 13661207		0.78			8.93
		07	1/16/2023	AP-003232	00ALL9999 /IN: 13714883		0.29			9.22
		07	1/31/2023	AC-000155	Allied Universal Security Services JAN23 ACCR 01/26/23		0.16			9.38
		08	2/1/2023	AC-000155	Reversal: Allied Universal Security Services JAN23 ACCR 01/26/23			0.16		9.22
		08	2/6/2023	AP-003241	00ALL9999 /IN: 13804489		0.98			10.20
		08	2/6/2023	AP-003241	00ALL9999 /IN: 13832714		0.16			10.36
		08	2/20/2023	AP-003247	00PRO9998 /IN: 149012039		0.43			10.79
		08	2/28/2023	AC-000157	Allied Universal Security Services FEB23 ACCR 02/23/23		0.29			11.08
		09	3/1/2023	AC-000157	Reversal: Allied Universal Security Services FEB23 ACCR 02/23/23			0.29		10.79
		09	3/6/2023	AP-003253	00ALL9999 /IN: 13950472		0.29			11.08
		09	3/6/2023	AP-003253	00ALL9999 /IN: 13953307		0.78			11.86
		09	3/13/2023	AP-003258	00PRO9998 /IN: 149486673		0.43			12.29
		10	4/3/2023	AP-003265	00ALL9999 /IN: 14042732		0.78			13.07
		10	4/10/2023	AP-003271	00ALL9999 /IN: 14088280		0.53			13.60
		10	4/10/2023	AP-003271	00PRO9998 /IN: 149896326		0.71			14.31
		10	4/30/2023	AC-000159	00ALL9999 /IN: 14209055 APR23 ACCR 04/30/23		0.50			14.81
		11	5/1/2023	AC-000159	Reversal: 00ALL9999 /IN: 14209055 APR23 ACCR 04/30/23			0.50		14.31
		11	5/8/2023	AP-003283	00ALL9999 /IN: 14175928		1.60			15.91
		11	5/8/2023	AP-003283	00ALL9999 /IN: 14209055		0.50			16.41
		11	5/15/2023	AP-003284	00PRO9998 /IN: 150308835		0.71			17.12
		12	6/19/2023	AP-003303	00PRO9998 /IN: 150693511		0.76			17.88
		12	6/30/2023	AC-000161	00PRO9998 /IN: 150693511 JUN23 ACCR 06/30/23			0.76		17.12
						0.00	20.00	2.88	17.12	17.12
516-204-86					IT SUPPLIES:Operations-MUS-DW ADM	0.00				
		09	3/13/2023	AP-003258	00COM3740 /IN: 20230227		1.59			1.59
		10	4/30/2023	AC-000159	Q1 Use Tax APR23 ACCR 04/30/23		0.12			1.71
		11	5/1/2023	AC-000159	Reversal: Q1 Use Tax APR23 ACCR 04/30/23			0.12		1.59
		11	5/1/2023	GJ-003390	Q1 Use Tax		0.12			1.71
						0.00	1.83	0.12	1.71	1.71
517-204-86					IT LICENSES:Operations-MUS-DW ADM	0.00				
		05	11/21/2022	AP-003211	00HIG9999 /IN: 206223		8.16			8.16
		06	12/19/2022	AP-003222	00HIG9999 /IN: 207843		13.10			21.26
		08	2/13/2023	AP-003244	00COM3740 /IN: 20230125		0.71			21.97
		09	3/13/2023	AP-003258	00COM3740 /IN: 20230227		4.37			26.34
		09	3/13/2023	AP-003258	00SOL9999 /IN: 2022120		4.27			30.61
		11	5/22/2023	AP-003288	00INS9999 /IN: 924921115		37.20			67.81
		12	6/12/2023	AP-003297	00HIG9999 /IN: 218792		8.96			76.77
						0.00	76.77	0.00	76.77	76.77
518-204-86					IT CONTRACTS:Operations-MUS-DW ADM	0.00				

Funding Stream 86 - MUS-DW ADMIN  
Detail Postings for Period 01 Thru 12 Ending 6/30/2023

Account Number/Description				Beginning Balance	Debit	Credit	Net Change	Ending Balance
Period	Date	Journal	Comments					
05	11/21/2022	AP-003211	00NEC9999 /IN: 2534730		0.61			0.61
06	12/19/2022	AP-003222	00HIG9999 /IN: 207818		0.68			1.29
06	12/19/2022	AP-003222	00NEC9999 /IN: 2540803		0.61			1.90
07	1/9/2023	AP-003228	00HIG9999 /IN: 209272		0.71			2.61
07	1/23/2023	AP-003233	00NEC9999 /IN: 2547877		0.61			3.22
08	2/13/2023	AP-003244	00HIG9999 /IN: 211263		0.71			3.93
08	2/27/2023	AP-003252	00NEC9999 /IN: 2554170		0.61			4.54
09	3/13/2023	AP-003258	00HIG9999 /IN: 213275		0.71			5.25
09	3/13/2023	AP-003258	00HIG9999 /IN: 213307		0.06			5.31
09	3/20/2023	AP-003261	00HIG9999 /IN: 213866		0.38			5.69
09	3/31/2023	AC-000158	NEC Financial Services, LLC MAR23 ACCR 03/10/23		0.61			6.30
10	4/1/2023	AC-000158	Reversal: NEC Financial Services, LLC MAR23 ACCR 03/10/23			0.61		5.69
10	4/3/2023	AP-003265	00NEC9999 /IN: 2559866		0.61			6.30
10	4/17/2023	AP-003274	00HIG9999 /IN: 214932		1.19			7.49
10	4/30/2023	AC-000159	00HIG9999 /IN: 216409 APR23 ACCR 04/30/23		0.11			8.60
10	4/30/2023	AC-000159	00NEC9999 /IN: 2566661 APR23 ACCR 04/30/23		1.00			8.60
11	5/1/2023	AC-000159	Reversal: 00HIG9999 /IN: 216409 APR23 ACCR 04/30/23			0.11		8.49
11	5/1/2023	AC-000159	Reversal: 00NEC9999 /IN: 2566661 APR23 ACCR 04/30/23			1.00		7.49
11	5/1/2023	AP-003280	00NEC9999 /IN: 2566661		1.00			8.49
11	5/8/2023	AP-003283	00HIG9999 /IN: 216409		0.11			8.60
11	5/8/2023	AP-003283	00HIG9999 /IN: 216952		1.19			9.79
11	5/22/2023	AP-003288	00NEC9999 /IN: 2572226		1.00			10.79
12	6/12/2023	AP-003297	00HIG9999 /IN: 219099		1.15			11.94
12	6/30/2023	AC-000161	00WOR2092 /IN: 2578045 JUN23 ACCR 06/30/23		4.57			16.51
				0.00	18.23	1.72	16.51	16.51
520-204-86 DUES & SUBSCRIPTIONS:Operations-MUS-DW ADM				0.00				
05	11/30/2022	AC-000150	00NON2583 /IN: 2815 NOV22 ACCR 11/30/22		0.51			0.51
06	12/1/2022	AC-000150	Reversal: 00NON2583 /IN: 2815 NOV22 ACCR 11/30/22			0.51		0.00
06	12/5/2022	AP-003215	00NON2583 /IN: 2815		0.51			0.51
06	12/12/2022	AP-003219	00ELD2318 /IN: 14198		0.33			0.84
06	12/26/2022	AP-003225	00ANDOVER /IN: 1259		0.26			1.10
06	12/31/2022	AC-000152	Greater Wichita Partnership Inc. DEC22 ACCR 12/21/22		10.52			11.62
07	1/1/2023	AC-000152	Reversal: Greater Wichita Partnership Inc. DEC22 ACCR 12/21/22			10.52		1.10
07	1/9/2023	AP-003228	00GRE9996 /IN: 2023100656		10.52			11.62
07	1/16/2023	AP-003232	00WINFIEL /IN: 2650		0.29			11.91
07	1/31/2023	AC-000155	Mulvane Chamber of Commerce JAN23 ACCR 01/10/23		0.26			12.17
08	2/1/2023	AC-000155	Reversal: Mulvane Chamber of Commerce JAN23 ACCR 01/10/23			0.26		11.91
08	2/6/2023	AP-003241	00MUL9999 /IN: 20230101		0.26			12.17
08	2/13/2023	AP-003244	00ELD2318 /IN: 14379		1.59			13.76
08	2/27/2023	AP-003252	00WIBA /IN: 55		0.71			14.47
09	3/13/2023	AP-003258	00WELLING /IN: 4699		0.11			14.58
10	4/17/2023	AP-003274	00DER5974 /IN: 27663		0.62			15.20
10	4/30/2023	AC-000159	00COM3740 /IN: 20230425 APR23 ACCR 04/30/23		0.10			15.30
11	5/1/2023	AC-000159	Reversal: 00COM3740 /IN: 20230425 APR23 ACCR 04/30/23			0.10		15.20
11	5/8/2023	AP-003283	00COM3740 /IN: 20230425		0.10			15.30
12	6/12/2023	AP-003297	00COM3740 /IN: 20230525		0.09			15.39
12	6/30/2023	AC-000161	00COM3740 /IN: 20230626 JUN23 ACCR 06/30/23		0.09			15.48
				0.00	26.87	11.39	15.48	15.48
525-204-86 EQUIPMENT:Operations-MUS-DW ADM				0.00				
01	7/1/2022	AC-000141	Reversal: 00DEL4500 /IN: 76678935 JUN22 ACCR 06/30/22			0.18		0.18
01	7/7/2022	AP-003147	00DEL4500 /IN: 76678935		0.27			0.09
01	7/14/2022	AP-003146	00DEL4500 /IN: 76678935		0.18			0.27
01	7/18/2022	AP-003153	00HIG9999 /IN: 197584		0.47			0.74
01	7/25/2022	AP-003156	00DEL4500 /IN: 76976634		0.58			1.32
02	8/8/2022	AP-003164	00HIG9999 /IN: 198881		0.47			1.79
02	8/22/2022	AP-003168	00DEL4500 /IN: 77293366		0.58			2.37
03	9/12/2022	AP-003176	00HIG9999 /IN: 201081		1.00			3.37
03	9/19/2022	AP-003181	00HIG9999 /IN: 201634		0.47			3.84
03	9/19/2022	AP-003181	00HIG9999 /IN: 202312		1.65			5.49

Funding Stream 86 - MUS-DW ADMIN  
Detail Postings for Period 01 Thru 12 Ending 6/30/2023

Account Number/Description				Beginning Balance	Debit	Credit	Net Change	Ending Balance
Period	Date	Journal	Comments					
03	9/26/2022	AP-003184	00DEL4500 /IN: 77584609		0.58			6.07
04	10/10/2022	AP-003190	00HIG9999 /IN: 203377		0.47			6.54
04	10/24/2022	AP-003198	00DEL4500 /IN: 77897079		0.58			7.12
04	10/24/2022	AP-003198	00HIG9999 /IN: 201082		1.00			8.12
05	11/10/2022	AP-003208	00HIG9999 /IN: 205515		0.47			8.59
05	11/21/2022	AP-003211	00CIS9999 /IN: 78130665		3.37			11.96
05	11/21/2022	AP-003211	00DEL4500 /IN: 78189930		0.74			12.70
06	12/26/2022	AP-003225	00CIS9999 /IN: 78443697		3.37			16.07
06	12/26/2022	AP-003225	00DEL4500 /IN: 78480906		0.74			16.81
07	1/16/2023	AP-003232	00CIS9999 /IN: 78666265		3.51			20.32
07	1/23/2023	AP-003233	00DEL4500 /IN: 78770669		0.74			21.06
08	2/20/2023	AP-003247	00CIS9999 /IN: 79018396		3.53			24.59
08	2/20/2023	AP-003247	00DEL4500 /IN: 78950653		0.74			25.33
09	3/13/2023	AP-003258	00COM3740 /IN: 20230227		1.14			26.47
09	3/27/2023	AP-003262	00CIS9999 /IN: 79306728		3.53			30.00
09	3/27/2023	AP-003262	00DEL4500 /IN: 79314871		0.74			30.74
10	4/24/2023	AP-003277	00CIS9999 /IN: 79568178		5.90			36.64
10	4/24/2023	AP-003277	00DEL4500 /IN: 79591532		1.22			37.86
11	5/22/2023	AP-003288	00DEL4500 /IN: 79860196		1.22			39.08
				0.00	39.26	0.18	39.08	39.08
530-204-86	INDIRECT EXP:Operations-MUS-DW ADM			0.00				
10	4/30/2023	AC-000159	MUS DWG Indirects Correction APR23 ACCR 04/30/23		74.97			74.97
10	4/30/2023	AC-000159	MUS DWG Indirects Correction APR23 ACCR 04/30/23		22.28			97.25
10	4/30/2023	AC-000159	MUS DWG Indirects Correction APR23 ACCR 04/30/23		0.82			98.07
10	4/30/2023	AC-000159	MUS DWG Indirects Correction APR23 ACCR 04/30/23		0.31			98.38
11	5/1/2023	AC-000159	Reversal: MUS DWG Indirects Correction APR23 ACCR 04/30/23			74.97		23.41
11	5/1/2023	AC-000159	Reversal: MUS DWG Indirects Correction APR23 ACCR 04/30/23			22.28		1.13
11	5/1/2023	AC-000159	Reversal: MUS DWG Indirects Correction APR23 ACCR 04/30/23			0.82		0.31
11	5/1/2023	AC-000159	Reversal: MUS DWG Indirects Correction APR23 ACCR 04/30/23			0.31		0.00
11	5/29/2023	GJ-003402	Indirect Allocation IND 5/29 45075		13.34			13.34
11	5/31/2023	AC-000160	Indirect accrual MAY23 ACCR 05/31/23		34.99			48.33
11	5/31/2023	AC-000160	Indirect actual MAY23 ACCR 05/31/23		12.06			60.39
11	5/31/2023	AC-000160	Indirect reversal MAY23 ACCR 05/31/23			13.34		47.05
12	6/1/2023	AC-000160	Reversal: Indirect accrual MAY23 ACCR 05/31/23			34.99		12.06
12	6/1/2023	AC-000160	Reversal: Indirect actual MAY23 ACCR 05/31/23			12.06		0.00
12	6/1/2023	AC-000160	Reversal: Indirect reversal MAY23 ACCR 05/31/23		13.34			13.34
12	6/5/2023	GJ-003404	Indirect Allocation IND 6/5 6/5/2023		24.97			38.31
12	6/12/2023	GJ-003412	Indirect Allocation IND 6/12 45089		11.64			49.95
12	6/19/2023	GJ-003416	Indirect Allocation IND 6/19 6/19/2023		4.85			54.80
12	6/26/2023	GJ-003421	Indirect Allocation IND 6/26 6/26/2023		16.66			71.46
12	6/30/2023	AC-000161	Indirect Allocation IND 5/31 05/31/23 JUN23 ACCR 06/30/23			1.28		70.18
12	6/30/2023	AC-000161	Indirect Allocation IND 7/13 45120 JUN23 ACCR 06/30/23		5.10			75.28
12	6/30/2023	AC-000161	June indirect accrual allocation JUN23 ACCR 06/30/23		72.37			147.65
				0.00	307.70	160.05	147.65	147.65
530-304-86	INDIRECT EXP:Prog Op's-MUS-DW ADM			0.00				
10	4/30/2023	AC-000159	MUS DWG Indirects Correction APR23 ACCR 04/30/23		3,400.96			3,400.96
11	5/1/2023	AC-000159	Reversal: MUS DWG Indirects Correction APR23 ACCR 04/30/23			3,400.96		0.00
				0.00	3,400.96	3,400.96	0.00	0.00
540-204-86	INSURANCE:Operations-MUS-DW ADM			0.00				
01	7/18/2022	AP-003153	00CNA9999 /IN: 20220630		0.07			0.07
01	7/18/2022	AP-003153	00CNA9999 /IN: 20220630		0.14			0.21
01	7/18/2022	AP-003153	00CNA9999 /IN: 20220630		0.47			0.68
01	7/31/2022	AC-000145	The Hartford JUL22 ACCR 07/25/22		0.46			1.14
02	8/1/2022	AC-000145	Reversal: The Hartford JUL22 ACCR 07/25/22			0.46		0.68
02	8/8/2022	AP-003164	00THE2354 /IN: 11271147		0.46			1.14
02	8/15/2022	AP-003166	00COM3740 /IN: 20220725		0.46			1.60
02	8/31/2022	AC-000146	The Hartford AUG22 ACCR 08/23/22		0.46			2.06
02	8/31/2022	AC-000146	West Bend Mutual Insurance Company AUG22 ACCR 08/25/22		4.34			6.40

Funding Stream 86 - MUS-DW ADMIN  
Detail Postings for Period 01 Thru 12 Ending 6/30/2023

Account Number/Description				Beginning Balance	Debit	Credit	Net Change	Ending Balance
Period	Date	Journal	Comments					
03	9/1/2022	AC-000146	Reversal: The Hartford AUG22 ACCR 08/23/22			0.46		5.94
03	9/1/2022	AC-000146	Reversal: West Bend Mutual Insurance Company AUG22 ACCR 08/25/22			4.34		1.60
03	9/5/2022	AP-003173	00THE2354 /IN: 20220823		0.46			2.06
03	9/5/2022	AP-003173	00WES9998 /IN: 20220825		4.34			6.40
03	9/30/2022	AC-000148	The Hartford SEP22 ACCR 09/23/22		0.46			6.86
04	10/1/2022	AC-000148	Reversal: The Hartford SEP22 ACCR 09/23/22			0.46		6.40
04	10/3/2022	AP-003187	00THE2354 /IN: 20220923 October Accrual		0.46			6.86
04	10/31/2022	AP-003201	00THE2354 /IN: 20221024		0.46			7.32
06	12/12/2022	AP-003219	00WES9998 /IN: 20221124		6.32			13.64
08	2/20/2023	AP-003247	00WOR2092 /IN: 20230123		0.77			14.41
08	2/28/2023	AC-000157	The Hartford FEB23 ACCR 02/23/23		0.77			15.18
08	2/28/2023	AC-000157	West Bend Mutual Insurance Company FEB23 ACCR 02/22/23		6.58			21.76
09	3/1/2023	AC-000157	Reversal: The Hartford FEB23 ACCR 02/23/23			0.77		20.99
09	3/1/2023	AC-000157	Reversal: West Bend Mutual Insurance Company FEB23 ACCR 02/22/23			6.58		14.41
09	3/6/2023	AP-003253	00THE2354 /IN: 20230223		0.77			15.18
09	3/6/2023	AP-003253	00WES9998 /IN: 20230222		6.58			21.76
09	3/31/2023	AC-000158	The Hartford MAR23 ACCR 03/23/23		0.77			22.53
10	4/1/2023	AC-000158	Reversal: The Hartford MAR23 ACCR 03/23/23			0.77		21.76
10	4/3/2023	AP-003265	00THE2354 /IN: 20230323		0.77			22.53
10	4/30/2023	AC-000159	00THE2354 /IN: 20230424 APR23 ACCR 04/30/23		1.25			23.78
10	4/30/2023	AC-000159	MUS DWG Indirects Correction APR23 ACCR 04/30/23			22.28		1.50
11	5/1/2023	AC-000159	Reversal: 00THE2354 /IN: 20230424 APR23 ACCR 04/30/23			1.25		0.25
11	5/1/2023	AC-000159	Reversal: MUS DWG Indirects Correction APR23 ACCR 04/30/23		22.28			22.53
11	5/1/2023	AP-003280	00THE2354 /IN: 20230424		1.25			23.78
				0.00	61.15	37.37	23.78	23.78
552-204-86 OUTREACH:Operations-MUS-DW ADM				0.00				
03	9/12/2022	AP-003176	00COM3740 /IN: 20220825		0.41			0.41
07	1/31/2023	AC-000155	Wellington Area Chamber of Commerce and CVB JAN23 ACCR 01/30/23		0.08			0.49
08	2/1/2023	AC-000155	Reversal: Wellington Area Chamber of Commerce and CVB JAN23 ACCR 01/30/23			0.08		0.41
08	2/6/2023	AP-003241	00WELLING /IN: 4609		0.08			0.49
08	2/13/2023	AP-003244	00COM3740 /IN: 20230125		0.33			0.82
10	4/30/2023	AC-000159	00COM3740 /IN: 20230425 APR23 ACCR 04/30/23		0.42			1.24
11	5/1/2023	AC-000159	Reversal: 00COM3740 /IN: 20230425 APR23 ACCR 04/30/23			0.42		0.82
11	5/8/2023	AP-003283	00COM3740 /IN: 20230425		0.42			1.24
				0.00	1.74	0.50	1.24	1.24
555-204-86 OFFICE SUPPLIES:Operations-MUS-DW ADM				0.00				
01	7/1/2022	AC-000141	Reversal: 00COM3740 /IN: 20220627 JUN22 ACCR 06/30/22			0.41		0.41
01	7/1/2022	AC-000141	Reversal: 00PRA9999 /IN: 1402963 JUN22 ACCR 06/30/22			0.06		0.47
01	7/1/2022	AC-000141	Reversal: 00WOR2092 /IN: 20220625 JUN22 ACCR 06/30/22			0.03		0.50
01	7/14/2022	AP-003146	00PRA9999 /IN: 1402963		0.06			0.44
01	7/18/2022	AP-003154	00COM3740 /IN: 20220627		0.41			0.03
01	7/18/2022	AP-003154	00WOR2092 /IN: 20220625		0.03			0.00
01	7/31/2022	AC-000145	PrairieFire Coffee Roasters JUL22 ACCR 07/18/22		0.03			0.03
01	7/31/2022	AC-000145	Workforce Alliance JUL22 ACCR 07/25/22		0.03			0.06
02	8/1/2022	AC-000145	Reversal: PrairieFire Coffee Roasters JUL22 ACCR 07/18/22			0.03		0.03
02	8/1/2022	AC-000145	Reversal: Workforce Alliance JUL22 ACCR 07/25/22			0.03		0.00
02	8/1/2022	AP-003160	00PRA9999 /IN: 1201056822		0.03			0.03
02	8/8/2022	AP-003164	00WOR2092 /IN: 20220725		0.03			0.06
02	8/15/2022	AP-003166	00COM3740 /IN: 20220725		0.07			0.13
02	8/22/2022	AP-003168	00PRA9999 /IN: 1413525		0.02			0.15
03	9/12/2022	AP-003176	00COM3740 /IN: 20220825		0.67			0.82
03	9/12/2022	AP-003176	00PRA9999 /IN: 1417157		0.02			0.84
03	9/12/2022	AP-003176	00PRA9999 /IN: 1420688		0.02			0.86
03	9/12/2022	AP-003176	00ROB8803 /IN: 588835		0.33			1.19
03	9/12/2022	AP-003176	00WOR2092 /IN: 20220825		0.04			1.23
03	9/26/2022	AP-003184	00PRA9999 /IN: 1424236		0.02			1.25
03	9/30/2022	AC-000148	PrairieFire Coffee Roasters SEP22 ACCR 09/27/22		0.02			1.27
03	9/30/2022	AC-000148	PrairieFire Coffee Roasters SEP22 ACCR 09/26/22		0.09			1.36

Funding Stream 86 - MUS-DW ADMIN  
Detail Postings for Period 01 Thru 12 Ending 6/30/2023

Account Number/Description		Period	Date	Journal	Comments	Beginning Balance	Debit	Credit	Net Change	Ending Balance
04		10/1/2022	AC-000148		Reversal: PrairieFire Coffee Roasters SEP22 ACCR 09/27/22			0.02		1.34
04		10/1/2022	AC-000148		Reversal: PrairieFire Coffee Roasters SEP22 ACCR 09/26/22			0.09		1.25
04		10/3/2022	AP-003187		00PRA9999 /IN: 1427766		0.09			1.34
04		10/3/2022	AP-003187		00PRA9999 /IN: 1428175		0.02			1.36
04		10/10/2022	AP-003190		00WOR2092 /IN: 20220925		0.22			1.58
04		10/17/2022	AP-003194		00COM3740 /IN: 20220926		0.02			1.60
05		11/10/2022	AP-003208		00WOR2092 /IN: 20221025		0.06			1.66
05		11/30/2022	AC-000150		00PRA9999 /IN: 1438446 NOV22 ACCR 11/30/22		0.03			1.69
06		12/1/2022	AC-000150		Reversal: 00PRA9999 /IN: 1438446 NOV22 ACCR 11/30/22			0.03		1.66
06		12/5/2022	AP-003215		00PRA9999 /IN: 1438446		0.03			1.69
06		12/12/2022	AP-003219		00COM3740 /IN: 20221125		0.30			1.99
06		12/12/2022	AP-003219		00PRA9999 /IN: 1442277		0.07			2.06
06		12/12/2022	AP-003219		00WOR2092 /IN: 20221125		0.42			2.48
06		12/26/2022	AP-003225		00PRA9999 /IN: 1445423		0.03			2.51
06		12/31/2022	AC-000152		PrairieFire Coffee Roasters DEC22 ACCR 12/19/22		0.10			2.61
07		1/1/2023	AC-000152		Reversal: PrairieFire Coffee Roasters DEC22 ACCR 12/19/22			0.10		2.51
07		1/9/2023	AP-003228		00PRA9999 /IN: 1301114723		0.03			2.54
07		1/9/2023	AP-003228		00PRA9999 /IN: 1449076		0.10			2.64
07		1/16/2023	AP-003232		00COM3740 /IN: 20221226		1.04			3.68
07		1/16/2023	AP-003232		00WOR2092 /IN: 20221225		0.38			4.06
07		1/31/2023	AC-000155		PrairieFire Coffee Roasters JAN23 ACCR 01/30/23		0.07			4.13
07		1/31/2023	AC-000155		Roberts Hutch-Line, Inc. JAN23 ACCR 01/24/23		0.55			4.68
07		1/31/2023	AC-000155		Workforce Alliance JAN23 ACCR 01/25/23		0.12			4.80
08		2/1/2023	AC-000155		Reversal: PrairieFire Coffee Roasters JAN23 ACCR 01/30/23			0.07		4.73
08		2/1/2023	AC-000155		Reversal: Roberts Hutch-Line, Inc. JAN23 ACCR 01/24/23			0.55		4.18
08		2/1/2023	AC-000155		Reversal: Workforce Alliance JAN23 ACCR 01/25/23			0.12		4.06
08		2/6/2023	AP-003241		00PRA9999 /IN: 1459658		0.07			4.13
08		2/6/2023	AP-003241		00ROB8803 /IN: 599242		0.55			4.68
08		2/6/2023	AP-003241		00WOR2092 /IN: 20230125		0.12			4.80
08		2/13/2023	AP-003244		00COM3740 /IN: 20230125		0.23			5.03
08		2/20/2023	AP-003247		00PRA9999 /IN: 1463695		0.03			5.06
08		2/27/2023	AP-003252		00PRA9999 /IN: 1463301		0.03			5.09
09		3/13/2023	AP-003258		00COM3740 /IN: 20230227		0.30			5.39
09		3/20/2023	AP-003261		00PRA9999 /IN: 1466785		0.13			5.52
09		3/20/2023	AP-003261		00WOR2092 /IN: 20230225		0.41			5.93
10		4/10/2023	AP-003271		00COM3740 /IN: 20230327		2.00			7.93
10		4/10/2023	AP-003271		00PRA9999 /IN: 1473921		0.06			7.99
10		4/10/2023	AP-003271		00WOR2092 /IN: 20230325		0.25			8.24
10		4/24/2023	AP-003277		00PRA9999 /IN: 1477545		0.06			8.30
10		4/30/2023	AC-000159		00COM3740 /IN: 20230425 APR23 ACCR 04/30/23		1.24			9.54
10		4/30/2023	AC-000159		00PRA9999 /IN: 1481029 APR23 ACCR 04/30/23		0.06			9.60
10		4/30/2023	AC-000159		MUS DWG Indirects Correction APR23 ACCR 04/30/23			0.82		8.78
11		5/1/2023	AC-000159		Reversal: 00COM3740 /IN: 20230425 APR23 ACCR 04/30/23			1.24		7.54
11		5/1/2023	AC-000159		Reversal: 00PRA9999 /IN: 1481029 APR23 ACCR 04/30/23			0.06		7.48
11		5/1/2023	AC-000159		Reversal: MUS DWG Indirects Correction APR23 ACCR 04/30/23		0.82			8.30
11		5/8/2023	AP-003283		00COM3740 /IN: 20230425		1.24			9.54
11		5/8/2023	AP-003283		00PRA9999 /IN: 1481029		0.06			9.60
11		5/15/2023	AP-003284		00WOR2092 /IN: 20230425		0.88			10.48
						0.00	14.14	3.66	10.48	10.48
560-204-86					MEETING EXP:Operations-MUS-DW ADM	0.00				
01		7/1/2022	AC-000141		Reversal: 00COM3740 /IN: 20220627 JUN22 ACCR 06/30/22			0.03		0.03
01		7/18/2022	AP-003154		00COM3740 /IN: 20220627		0.03			0.00
02		8/15/2022	AP-003166		00COM3740 /IN: 20220725		0.04			0.04
03		9/12/2022	AP-003176		00COM3740 /IN: 20220825		0.04			0.08
04		10/17/2022	AP-003194		00COM3740 /IN: 20220926		0.04			0.12
05		11/10/2022	AP-003208		00COM3740 /IN: 20221025		0.04			0.16
06		12/12/2022	AP-003219		00COM3740 /IN: 20221125		0.07			0.23
07		1/16/2023	AP-003232		00COM3740 /IN: 20221226		0.81			1.04
08		2/13/2023	AP-003244		00COM3740 /IN: 20230125		0.07			1.11

Funding Stream 86 - MUS-DW ADMIN  
Detail Postings for Period 01 Thru 12 Ending 6/30/2023

Account Number/Description				Beginning Balance	Debit	Credit	Net Change	Ending Balance
Period	Date	Journal	Comments					
09	3/13/2023	AP-003258	00COM3740 /IN: 20230227		0.05			1.16
10	4/10/2023	AP-003271	00COM3740 /IN: 20230327		0.09			1.25
10	4/30/2023	AC-000159	00COM3740 /IN: 20230425 APR23 ACCR 04/30/23		0.09			1.34
11	5/1/2023	AC-000159	Reversal: 00COM3740 /IN: 20230425 APR23 ACCR 04/30/23			0.09		1.25
11	5/8/2023	AP-003283	00COM3740 /IN: 20230425		0.09			1.34
12	6/12/2023	AP-003297	00COM3740 /IN: 20230525		3.22			4.56
12	6/30/2023	AC-000161	00COM3740 /IN: 20230626 JUN23 ACCR 06/30/23		0.09			4.65
				0.00	4.77	0.12	4.65	4.65
572-204-86 POSTAGE:Operations-MUS-DW ADM				0.00				
01	7/1/2022	AC-000141	Reversal: 00COM3740 /IN: 20220627 JUN22 ACCR 06/30/22			0.02		0.02
01	7/18/2022	AP-003154	00COM3740 /IN: 20220627		0.02			0.00
02	8/15/2022	AP-003166	00COM3740 /IN: 20220725		0.01			0.01
03	9/12/2022	AP-003176	00COM3740 /IN: 20220825		0.01			0.02
04	10/17/2022	AP-003194	00COM3740 /IN: 20220926		0.01			0.03
05	11/10/2022	AP-003208	00COM3740 /IN: 20221025		0.01			0.04
06	12/12/2022	AP-003219	00COM3740 /IN: 20221125		0.04			0.08
07	1/16/2023	AP-003232	00COM3740 /IN: 20221226		0.05			0.13
08	2/13/2023	AP-003244	00COM3740 /IN: 20230125		0.02			0.15
09	3/13/2023	AP-003258	00COM3740 /IN: 20230227		0.06			0.21
10	4/10/2023	AP-003271	00COM3740 /IN: 20230327		0.08			0.29
10	4/30/2023	AC-000159	00COM3740 /IN: 20230425 APR23 ACCR 04/30/23		0.08			0.37
10	4/30/2023	AC-000159	MUS DWG Indirects Correction APR23 ACCR 04/30/23			0.31		0.06
11	5/1/2023	AC-000159	Reversal: 00COM3740 /IN: 20230425 APR23 ACCR 04/30/23			0.08		0.02
11	5/1/2023	AC-000159	Reversal: MUS DWG Indirects Correction APR23 ACCR 04/30/23		0.31			0.29
11	5/8/2023	AP-003283	00COM3740 /IN: 20230425		0.08			0.37
				0.00	0.78	0.41	0.37	0.37
576-204-86 RENT:Operations-MUS-DW ADM				0.00				
01	7/1/2022	AC-000141	Reversal: 00NEW0100 /IN: 20220701 JUN22 ACCR 06/30/22		3.33			3.33
02	8/1/2022	AP-003160	00NEW0100 /IN: 20220801		5.82			9.15
02	8/29/2022	AP-003172	00NEW0100 /IN: 20220901		5.82			14.97
02	8/31/2022	AC-000146	New Leaf Plaza, LLC AUG22 ACCR 09/01/22			5.82		9.15
03	9/1/2022	AC-000146	Reversal: New Leaf Plaza, LLC AUG22 ACCR 09/01/22		5.82			14.97
03	9/26/2022	AP-003184	00NEW0100 /IN: 20221001		5.82			20.79
03	9/30/2022	AC-000148	New Leaf Plaza, LLC SEP22 ACCR 10/01/22			5.82		14.97
04	10/1/2022	AC-000148	Reversal: New Leaf Plaza, LLC SEP22 ACCR 10/01/22		5.82			20.79
04	10/31/2022	AC-000149	00NEW0100 /IN: 20221101 OCT22 ACCR 10/31/22			5.82		14.97
04	10/31/2022	AP-003201	00NEW0100 /IN: 20221101		5.82			20.79
05	11/1/2022	AC-000149	Reversal: 00NEW0100 /IN: 20221101 OCT22 ACCR 10/31/22		5.82			26.61
05	11/21/2022	AP-003211	00NEW0100 /IN: 20221201		7.41			34.02
05	11/30/2022	AC-000150	New Leaf Plaza, LLC NOV22 ACCR 12/01/22			7.41		26.61
06	12/1/2022	AC-000150	Reversal: New Leaf Plaza, LLC NOV22 ACCR 12/01/22		7.41			34.02
06	12/26/2022	AP-003225	00NEW0100 /IN: 20230101		7.48			41.50
06	12/31/2022	AC-000152	New Leaf Plaza, LLC DEC22 ACCR 01/01/23			7.48		34.02
07	1/1/2023	AC-000152	Reversal: New Leaf Plaza, LLC DEC22 ACCR 01/01/23		7.48			41.50
07	1/30/2023	AP-003236	00NEW0100 /IN: 20230201		7.48			48.98
07	1/31/2023	AC-000155	New Leaf Plaza, LLC JAN23 ACCR 02/01/23			7.48		41.50
08	2/1/2023	AC-000155	Reversal: New Leaf Plaza, LLC JAN23 ACCR 02/01/23		7.48			48.98
08	2/27/2023	AP-003252	00NEW0100 /IN: 20230301		7.48			56.46
08	2/28/2023	AC-000157	New Leaf Plaza, LLC FEB23 ACCR 03/01/23			7.48		48.98
09	3/1/2023	AC-000157	Reversal: New Leaf Plaza, LLC FEB23 ACCR 03/01/23		7.48			56.46
09	3/27/2023	AP-003262	00NEW0100 /IN: 20230401		7.48			63.94
09	3/31/2023	AC-000158	New Leaf Plaza, LLC MAR23 ACCR 04/01/23			7.48		56.46
10	4/1/2023	AC-000158	Reversal: New Leaf Plaza, LLC MAR23 ACCR 04/01/23		7.48			63.94
11	5/1/2023	AP-003280	00NEW0100 /IN: 20230501		12.24			76.18
11	5/29/2023	AP-003291	00NEW0100 /IN: 20230601		12.24			88.42
11	5/31/2023	AC-000160	New Leaf Plaza, LLC MAY23 ACCR 06/01/23			12.24		76.18
12	6/1/2023	AC-000160	Reversal: New Leaf Plaza, LLC MAY23 ACCR 06/01/23		12.24			88.42

Funding Stream 86 - MUS-DW ADMIN  
Detail Postings for Period 01 Thru 12 Ending 6/30/2023

Account Number/Description				Beginning Balance	Debit	Credit	Net Change	Ending Balance
Period	Date	Journal	Comments					
12	6/30/2023	AC-000161	00NEW0100 /IN: 172 JUN23 ACCR 06/30/23		21.92			110.34
				0.00	177.37	67.03	110.34	110.34
577-204-86 UTILITIES:Operations-MUS-DW ADM				0.00				
01	7/1/2022	AC-000141	Reversal: 00VER3921 /IN: 9908976593 JUN22 ACCR 06/30/22			0.55		0.55-
01	7/7/2022	AP-003147	00SUM8833 /IN: 20220620		0.06			0.49-
01	7/14/2022	AP-003146	00VER3921 /IN: 9908976593		0.55			0.06
01	7/18/2022	AP-003153	00COX /IN: 20220626		0.64			0.70
01	7/18/2022	AP-003153	00LEV9999 /IN: 300306357		0.99			1.69
01	7/18/2022	AP-003153	00LEV9999 /IN: 300553650		0.07			1.76
01	7/31/2022	AC-000145	Sumner Communications, Inc. JUL22 ACCR 07/18/22		0.06			1.82
01	7/31/2022	AC-000145	Verizon JUL22 ACCR 07/16/22		0.88			2.70
02	8/1/2022	AC-000145	Reversal: Sumner Communications, Inc. JUL22 ACCR 07/18/22			0.06		2.64
02	8/1/2022	AC-000145	Reversal: Verizon JUL22 ACCR 07/16/22			0.88		1.76
02	8/1/2022	AP-003160	00VER3921 /IN: 9911293521		0.88			2.64
02	8/8/2022	AP-003164	00SUM8833 /IN: 20220718		0.06			2.70
02	8/15/2022	AP-003166	00COM3740 /IN: 20220725		0.06			2.76
02	8/15/2022	AP-003166	00COX /IN: 20220729		0.62			3.38
02	8/15/2022	AP-003166	00LEV9999 /IN: 304210933		0.99			4.37
02	8/22/2022	AP-003168	00CEN9997 /IN: 20220806		0.11			4.48
02	8/22/2022	AP-003168	00LEV9999 /IN: 304583366		0.07			4.55
02	8/31/2022	AC-000146	Sumner Communications, Inc. AUG22 ACCR 08/18/22		0.06			4.61
02	8/31/2022	AC-000146	Verizon AUG22 ACCR 08/16/22		0.82			5.43
03	9/1/2022	AC-000146	Reversal: Sumner Communications, Inc. AUG22 ACCR 08/18/22			0.06		5.37
03	9/1/2022	AC-000146	Reversal: Verizon AUG22 ACCR 08/16/22			0.82		4.55
03	9/5/2022	AP-003173	00SUM8833 /IN: 20220818		0.06			4.61
03	9/5/2022	AP-003173	00VER3921 /IN: 9913623506		0.82			5.43
03	9/12/2022	AP-003176	00COX /IN: 20220828		0.62			6.05
03	9/12/2022	AP-003176	00LEV9999 /IN: 600814244		0.99			7.04
03	9/19/2022	AP-003181	00LEV9999 /IN: 601242655		0.07			7.11
03	9/30/2022	AC-000148	Sumner Communications, Inc. SEP22 ACCR 09/22/22		0.06			7.17
03	9/30/2022	AC-000148	Verizon SEP22 ACCR 09/16/22		1.24			8.41
04	10/1/2022	AC-000148	Reversal: Sumner Communications, Inc. SEP22 ACCR 09/22/22			0.06		8.35
04	10/1/2022	AC-000148	Reversal: Verizon SEP22 ACCR 09/16/22			1.24		7.11
04	10/3/2022	AP-003187	00SUM8833 /IN: 20220922 October Accrual		0.06			7.17
04	10/3/2022	AP-003187	00VER3921 /IN: 9915972967		1.24			8.41
04	10/10/2022	AP-003190	00COX /IN: 20220928		0.61			9.02
04	10/17/2022	AP-003194	00LEV9999 /IN: 612188005		0.97			9.99
04	10/24/2022	AP-003198	00LEV9999 /IN: 612432829		0.07			10.06
04	10/31/2022	AP-003201	00SUM8833 /IN: 20221022		0.05			10.11
04	10/31/2022	AP-003201	00VER3921 /IN: 9918341456		0.81			10.92
05	11/10/2022	AP-003208	00COX /IN: 20221028		0.61			11.53
05	11/21/2022	AP-003211	00LEV9999 /IN: 616175344		1.24			12.77
05	11/21/2022	AP-003211	00LEV9999 /IN: 616481467		0.09			12.86
05	11/30/2022	AC-000150	00SUM8833 /IN: 20221122 NOV22 ACCR 11/30/22		0.11			12.97
05	11/30/2022	AC-000150	00VER3921 /IN: 9920725846 NOV22 ACCR 11/30/22		1.30			14.27
06	12/1/2022	AC-000150	Reversal: 00SUM8833 /IN: 20221122 NOV22 ACCR 11/30/22			0.11		14.16
06	12/1/2022	AC-000150	Reversal: 00VER3921 /IN: 9920725846 NOV22 ACCR 11/30/22			1.30		12.86
06	12/5/2022	AP-003215	00SUM8833 /IN: 20221122		0.11			12.97
06	12/5/2022	AP-003215	00VER3921 /IN: 9920725846		1.30			14.27
06	12/12/2022	AP-003219	00COM3740 /IN: 20221125		0.01			14.28
06	12/12/2022	AP-003219	00COX /IN: 20221127		0.89			15.17
06	12/19/2022	AP-003222	00LEV9999 /IN: 620061740		1.24			16.41
06	12/19/2022	AP-003222	00LEV9999 /IN: 620574349		0.09			16.50
06	12/31/2022	AC-000152	USA Communications DEC22 ACCR 12/28/22		0.10			16.60
06	12/31/2022	AC-000152	Verizon DEC22 ACCR 12/16/22		1.31			17.91
07	1/1/2023	AC-000152	Reversal: USA Communications DEC22 ACCR 12/28/22			0.10		17.81
07	1/1/2023	AC-000152	Reversal: Verizon DEC22 ACCR 12/16/22			1.31		16.50
07	1/9/2023	AP-003228	00USA1057 /IN: 20221228		0.10			16.60
07	1/9/2023	AP-003228	00VER3921 /IN: 9923107689		1.31			17.91
07	1/16/2023	AP-003232	00COM3740 /IN: 20221226		0.01			17.92
07	1/16/2023	AP-003232	00COX /IN: 20221229		0.94			18.86



Funding Stream 86 - MUS-DW ADMIN  
Detail Postings for Period 01 Thru 12 Ending 6/30/2023

Account Number/Description		Period	Date	Journal	Comments	Beginning Balance	Debit	Credit	Net Change	Ending Balance
07		1/16/2023	AP-003232		00LEV9999 /IN: 624180397		1.28			20.14
07		1/23/2023	AP-003233		00LEV9999 /IN: 624424288		0.09			20.23
07		1/30/2023	AP-003236		00VER3921 /IN: 9925485805		1.31			21.54
07		1/31/2023	AC-000155		USA Communications JAN23 ACCR 01/25/23		0.10			21.64
08		2/1/2023	AC-000155		Reversal: USA Communications JAN23 ACCR 01/25/23			0.10		21.54
08		2/6/2023	AP-003241		00USA1057 /IN: 20230125		0.10			21.64
08		2/13/2023	AP-003244		00COM3740 /IN: 20230125		0.01			21.65
08		2/13/2023	AP-003244		00COX /IN: 20230128		0.95			22.60
08		2/13/2023	AP-003244		00LEV9999 /IN: 628198608		1.28			23.88
08		2/20/2023	AP-003247		00LEV9999 /IN: 628607103		0.09			23.97
08		2/28/2023	AC-000157		USA Communications FEB23 ACCR 02/23/23		0.10			24.07
08		2/28/2023	AC-000157		Verizon FEB23 ACCR 02/16/23		1.75			25.82
09		3/1/2023	AC-000157		Reversal: USA Communications FEB23 ACCR 02/23/23			0.10		25.72
09		3/1/2023	AC-000157		Reversal: Verizon FEB23 ACCR 02/16/23			1.75		23.97
09		3/6/2023	AP-003253		00USA1057 /IN: 20230223		0.10			24.07
09		3/6/2023	AP-003253		00VER3921 /IN: 9927866141		1.75			25.82
09		3/13/2023	AP-003258		00COM3740 /IN: 20230227		0.02			25.84
09		3/13/2023	AP-003258		00COX /IN: 20230226		1.14			26.98
09		3/13/2023	AP-003258		00LEV9999 /IN: 632197883		1.28			28.26
09		3/20/2023	AP-003261		00LEV9999 /IN: 632598510		0.09			28.35
09		3/31/2023	AC-000158		USA Communications MAR23 ACCR 03/27/23		0.10			28.45
09		3/31/2023	AC-000158		Verizon MAR23 ACCR 02/16/23			1.75		26.70
09		3/31/2023	AC-000158		Verizon MAR23 ACCR 02/16/23		1.22			27.92
09		3/31/2023	AC-000158		Verizon MAR23 ACCR 03/16/23		1.48			29.40
10		4/1/2023	AC-000158		Reversal: USA Communications MAR23 ACCR 03/27/23			0.10		29.30
10		4/1/2023	AC-000158		Reversal: Verizon MAR23 ACCR 02/16/23		1.75			31.05
10		4/1/2023	AC-000158		Reversal: Verizon MAR23 ACCR 02/16/23			1.22		29.83
10		4/1/2023	AC-000158		Reversal: Verizon MAR23 ACCR 03/16/23			1.48		28.35
10		4/3/2023	AP-003265		00USA1057 /IN: 20230327		0.10			28.45
10		4/3/2023	AP-003265		00VER3921 /IN: 9927866141		1.75			26.70
10		4/3/2023	AP-003265		00VER3921 /IN: 9927866141		1.22			27.92
10		4/3/2023	AP-003265		00VER3921 /IN: 9930269724		1.48			29.40
10		4/10/2023	AP-003271		00COM3740 /IN: 20230327		0.20			29.60
10		4/10/2023	AP-003271		00COX /IN: 20230329		1.59			31.19
10		4/17/2023	AP-003274		00LEV9999 /IN: 636063575		2.07			33.26
10		4/24/2023	AP-003277		00LEV9999 /IN: 636451758		0.15			33.41
10		4/30/2023	AC-000159		00COM3740 /IN: 20230425 APR23 ACCR 04/30/23		0.33			33.74
10		4/30/2023	AC-000159		00VER3921 /IN: 9932668284 APR23 ACCR 04/30/23		2.03			35.77
11		5/1/2023	AC-000159		Reversal: 00COM3740 /IN: 20230425 APR23 ACCR 04/30/23			0.33		35.44
11		5/1/2023	AC-000159		Reversal: 00VER3921 /IN: 9932668284 APR23 ACCR 04/30/23			2.03		33.41
11		5/1/2023	AP-003280		00VER3921 /IN: 9932668284		2.03			35.44
11		5/8/2023	AP-003283		00COM3740 /IN: 20230425		0.33			35.77
11		5/15/2023	AP-003284		00COX /IN: 20230428		1.53			37.30
11		5/15/2023	AP-003284		00LEV9999 /IN: 640216366		2.07			39.37
11		5/22/2023	AP-003288		00LEV9999 /IN: 640476837		0.15			39.52
11		5/29/2023	AP-003291		00VER3921 /IN: 9935049546		2.99			42.51
12		6/12/2023	AP-003297		00COM3740 /IN: 20230525		0.24			42.75
12		6/30/2023	AC-000161		00COM3740 /IN: 20230626 JUN23 ACCR 06/30/23		0.24			42.99
12		6/30/2023	AC-000161		00VER3921 /IN: 9937413799 JUN23 ACCR 06/30/23		2.00			44.99
						0.00	62.09	17.10	44.99	44.99
585-204-86 STAFF BENEFITS:Operations-MUS-DW ADM						0.00				
01		7/1/2022	AC-000141		Reversal: 00BLU2285 /IN: 15611104 JUN22 ACCR 06/30/22		20.30			20.30
01		7/1/2022	AC-000141		Reversal: 00WOR2092 /IN: INV3918626 JUN22 ACCR 06/30/22			0.07		20.23
01		7/7/2022	PR-000399		Mangrove Import - 07/15/2022			1.17		19.06
01		7/14/2022	AP-003146		00WOR2092 /IN: INV3918626		0.07			19.13
01		7/18/2022	AP-003153		00DEL2071 /IN: 1004987202207		1.36			20.49
01		7/18/2022	AP-003153		00STA9995 /IN: 20220701		0.41			20.90
01		7/18/2022	AP-003153		00STA9995 /IN: 20220701		0.17			21.07
01		7/25/2022	AP-003156		00BLU2285 /IN: 15851890		2.93			24.00
01		7/31/2022	AC-000145		Blue Cross Blue Shield of Kansas JUL22 ACCR 08/01/22			2.93		21.07

Funding Stream 86 - MUS-DW ADMIN  
Detail Postings for Period 01 Thru 12 Ending 6/30/2023

Account Number/Description				Beginning Balance	Debit	Credit	Net Change	Ending Balance
Period	Date	Journal	Comments					
01	7/31/2022	AC-000145	Greater Wichita YMCA JUL22 ACCR 07/25/22		0.31			21.38
01	7/31/2022	AC-000145	Workforce Alliance JUL22 ACCR 07/25/22		0.11			21.49
02	8/1/2022	AC-000145	Reversal: Blue Cross Blue Shield of Kansas JUL22 ACCR 08/01/22		2.93			24.42
02	8/1/2022	AC-000145	Reversal: Greater Wichita YMCA JUL22 ACCR 07/25/22			0.31		24.11
02	8/1/2022	AC-000145	Reversal: Workforce Alliance JUL22 ACCR 07/25/22			0.11		24.00
02	8/1/2022	AP-003160	00WOR2092 /IN: INV4033492		0.11			24.11
02	8/8/2022	AP-003164	00DEL2071 /IN: 1004987202208		0.20			24.31
02	8/8/2022	AP-003164	00GRE4820 /IN: 33667		0.31			24.62
02	8/8/2022	PR-000401	Mangrove Import - 08/12/2022			5.67		18.95
02	8/22/2022	PR-000402	Mangrove Import - 08/26/2022			1.03		17.92
02	8/29/2022	AP-003172	00BLU2285 /IN: 16049745		14.85			32.77
02	8/29/2022	AP-003172	00STA9995 /IN: 20220801		2.36			35.13
02	8/29/2022	AP-003172	00STA9995 /IN: 20220801		0.16			35.29
02	8/31/2022	AC-000146	Blue Cross Blue Shield of Kansas AUG22 ACCR 09/01/22			14.85		20.44
02	8/31/2022	AC-000146	Workforce Alliance AUG22 ACCR 08/24/22		0.11			20.55
03	9/1/2022	AC-000146	Reversal: Blue Cross Blue Shield of Kansas AUG22 ACCR 09/01/22		14.85			35.40
03	9/1/2022	AC-000146	Reversal: Workforce Alliance AUG22 ACCR 08/24/22			0.11		35.29
03	9/5/2022	AP-003173	00DEL2071 /IN: 1004987202209		1.02			36.31
03	9/5/2022	AP-003173	00WOR2092 /IN: INV4138825		0.11			36.42
03	9/5/2022	PR-000403	Mangrove Import - 09/09/2022			2.43		33.99
03	9/19/2022	PR-000404	Mangrove Import - 09/23/2022			1.75		32.24
03	9/26/2022	AP-003184	00BLU2285 /IN: 16238837		10.67			42.91
03	9/26/2022	AP-003184	00STA9995 /IN: 20220901		1.46			44.37
03	9/26/2022	AP-003184	00STA9995 /IN: 20220901		0.16			44.53
03	9/30/2022	AC-000148	Blue Cross Blue Shield of Kansas SEP22 ACCR 10/01/22			10.67		33.86
03	9/30/2022	AC-000148	Workforce Alliance SEP22 ACCR 09/23/22		0.13			33.99
04	10/1/2022	AC-000148	Reversal: Blue Cross Blue Shield of Kansas SEP22 ACCR 10/01/22		10.67			44.66
04	10/1/2022	AC-000148	Reversal: Workforce Alliance SEP22 ACCR 09/23/22			0.13		44.53
04	10/3/2022	AP-003187	00WOR2092 /IN: INV4242392		0.13			44.66
04	10/3/2022	PR-000405	Mangrove Import - 10/07/2022			8.37		36.29
04	10/10/2022	AP-003190	00DEL2071 /IN: 1004987202210		0.73			37.02
04	10/17/2022	PR-000406	Mangrove Import - 10/21/2022			11.72		25.30
04	10/24/2022	AP-003198	00STA9995 /IN: 20221001		7.07			32.37
04	10/24/2022	AP-003198	00STA9995 /IN: 20221001		0.16			32.53
04	10/31/2022	AC-000149	00BLU2285 /IN: 16430882 OCT22 ACCR 10/31/22			50.60		18.07-
04	10/31/2022	AC-000149	00GRE4820 /IN: 43310 OCT22 ACCR 10/31/22		0.36			17.71-
04	10/31/2022	AC-000149	00WOR2092 /IN: INV4355653 OCT22 ACCR 10/31/22		0.13			17.58-
04	10/31/2022	AP-003201	00BLU2285 /IN: 16430882		50.60			33.02
04	10/31/2022	PR-000407	Mangrove Import - 11/04/2022			2.51		30.51
05	11/1/2022	AC-000149	Reversal: 00BLU2285 /IN: 16430882 OCT22 ACCR 10/31/22		50.60			81.11
05	11/1/2022	AC-000149	Reversal: 00GRE4820 /IN: 43310 OCT22 ACCR 10/31/22			0.36		80.75
05	11/1/2022	AC-000149	Reversal: 00WOR2092 /IN: INV4355653 OCT22 ACCR 10/31/22			0.13		80.62
05	11/7/2022	AP-003206	00DEL2071 /IN: 1004987202211		3.58			84.20
05	11/7/2022	AP-003206	00GRE4820 /IN: 43310		0.36			84.56
05	11/7/2022	AP-003206	00WOR2092 /IN: INV4355653		0.13			84.69
05	11/21/2022	AP-003211	00BLU2285 /IN: 16576788		36.95			121.64
05	11/21/2022	AP-003211	00STA9995 /IN: 20221101		3.75			125.39
05	11/21/2022	AP-003211	00STA9995 /IN: 20221101		0.22			125.61
05	11/21/2022	AP-003211	00STA9996 /IN: 20221101		0.20			125.81
05	11/21/2022	PR-000408	Mangrove Import - 11/18/2022			11.03		114.78
05	11/24/2022	PR-000409	Mangrove Import - 12/02/2022			5.57		109.21
05	11/30/2022	AC-000150	00WOR2092 /IN: INV4456979 NOV22 ACCR 11/30/22		0.19			109.40
05	11/30/2022	AC-000150	Blue Cross Blue Shield of Kansas NOV22 ACCR 12/01/22			36.95		72.45
05	11/30/2022	AC-000150	Mangrove Import - 12/02/2022 NOV22 ACCR 11/30/22		5.57			78.02
06	12/1/2022	AC-000150	Reversal: 00WOR2092 /IN: INV4456979 NOV22 ACCR 11/30/22			0.19		77.83
06	12/1/2022	AC-000150	Reversal: Blue Cross Blue Shield of Kansas NOV22 ACCR 12/01/22		36.95			114.78
06	12/1/2022	AC-000150	Reversal: Mangrove Import - 12/02/2022 NOV22 ACCR 11/30/22			5.57		109.21
06	12/5/2022	AP-003215	00WOR2092 /IN: INV4456979		0.19			109.40

Funding Stream 86 - MUS-DW ADMIN  
Detail Postings for Period 01 Thru 12 Ending 6/30/2023

Account Number/Description				Beginning Balance	Debit	Credit	Net Change	Ending Balance
Period	Date	Journal	Comments					
06	12/12/2022	AP-003219	00DEL2071 /IN: 1004987202212		2.25			111.65
06	12/12/2022	PR-000411	Mangrove Import - 12/16/2022			11.11		100.54
06	12/31/2022	AC-000152	Standard Insurance Company DEC22 ACCR 12/01/22		0.23			100.77
06	12/31/2022	AC-000152	Standard Insurance Company DEC22 ACCR 12/01/22		0.25			101.02
06	12/31/2022	AC-000152	Standard Insurance Company DEC22 ACCR 12/01/22		4.60			105.62
06	12/31/2022	AC-000152	Workforce Alliance DEC22 ACCR 12/23/22		0.19			105.81
07	1/1/2023	AC-000152	Reversal: Standard Insurance Company DEC22 ACCR 12/01/22			0.23		105.58
07	1/1/2023	AC-000152	Reversal: Standard Insurance Company DEC22 ACCR 12/01/22			0.25		105.33
07	1/1/2023	AC-000152	Reversal: Standard Insurance Company DEC22 ACCR 12/01/22			4.60		100.73
07	1/1/2023	AC-000152	Reversal: Workforce Alliance DEC22 ACCR 12/23/22			0.19		100.54
07	1/9/2023	AP-003228	00AETNA /IN: J0363141		40.67			141.21
07	1/9/2023	AP-003228	00DEL2071 /IN: 1004987202301		3.19			144.40
07	1/9/2023	AP-003228	00STA9995 /IN: 20221201		4.60			149.00
07	1/9/2023	AP-003228	00STA9995 /IN: 20221201		0.23			149.23
07	1/9/2023	AP-003228	00STA9996 /IN: 20221201		0.25			149.48
07	1/9/2023	AP-003228	00WOR2092 /IN: INV4561274		0.19			149.67
07	1/9/2023	PR-000413	Mangrove Import - 01/13/2023			5.06		144.61
07	1/23/2023	PR-000417	Mangrove Import - 01/27/2023			7.58		137.03
07	1/30/2023	AP-003236	00AETNA /IN: J0428412		34.44			171.47
07	1/30/2023	AP-003236	00STA9995 /IN: 20230101		3.25			174.72
07	1/30/2023	AP-003236	00STA9995 /IN: 20230101		0.26			174.98
07	1/30/2023	AP-003236	00STA9996 /IN: 20230101		0.15			175.13
07	1/31/2023	AC-000155	Aetna JAN23 ACCR 02/01/23			34.44		140.69
07	1/31/2023	AC-000155	Workforce Alliance JAN23 ACCR 01/25/23		0.24			140.93
08	2/1/2023	AC-000155	Reversal: Aetna JAN23 ACCR 02/01/23		34.44			175.37
08	2/1/2023	AC-000155	Reversal: Workforce Alliance JAN23 ACCR 01/25/23			0.24		175.13
08	2/6/2023	AP-003241	00DEL2071 /IN: 1004987202302		2.22			177.35
08	2/6/2023	AP-003241	00WOR2092 /IN: INV4682905		0.24			177.59
08	2/6/2023	PR-000418	Mangrove Import - 02/10/2023			5.55		172.04
08	2/13/2023	AP-003244	00GRE4820 /IN: 43966		0.55			172.59
08	2/20/2023	PR-000419	Mangrove Import - 02/24/2023			5.55		167.04
08	2/27/2023	AP-003252	00STA9995 /IN: 20230201		3.34			170.38
08	2/27/2023	AP-003252	00STA9995 /IN: 20230201		0.26			170.64
08	2/28/2023	AC-000157	Admin. Adjustment 03/06/2023 FEB23 ACCR 02/28/23			9.71		160.93
08	2/28/2023	AC-000157	Workforce Alliance FEB23 ACCR 02/23/23		0.24			161.17
08	2/28/2023	AC-000157	Admin. Adjustment 03/06/2023 FEB23 ACCR 02/28/23		5.55			166.72
08	2/28/2023	AC-000157	Admin. Adjustment 03/06/2023 FEB23 ACCR 02/28/23		539.31			706.03
09	3/1/2023	AC-000157	Reversal: Admin. Adjustment 03/06/2023 FEB23 ACCR 02/28/23		9.71			715.74
09	3/1/2023	AC-000157	Reversal: Workforce Alliance FEB23 ACCR 02/23/23			0.24		715.50
09	3/1/2023	AC-000157	Reversal: Admin. Adjustment 03/06/2023 FEB23 ACCR 02/28/23			5.55		709.95
09	3/1/2023	AC-000157	Reversal: Admin. Adjustment 03/06/2023 FEB23 ACCR 02/28/23			539.31		170.64
09	3/6/2023	AP-003253	00AETNA /IN: J0493908		30.01			200.65
09	3/6/2023	AP-003253	00DEL2071 /IN: 1004987202303		1.48			202.13
09	3/6/2023	AP-003253	00WOR2092 /IN: INV4838178		0.24			202.37
09	3/6/2023	GJ-003356	Admin. Adjustment 03/06/2023		5.55			207.92
09	3/6/2023	GJ-003356	Admin. Adjustment 03/06/2023			9.71		198.21
09	3/6/2023	GJ-003356	Admin. Adjustment 03/06/2023		539.31			737.52
09	3/6/2023	PR-000420	Mangrove Import - 03/10/2023			5.75		731.77
09	3/20/2023	PR-000421	Mangrove Import - 03/24/2023			29.90		701.87
09	3/27/2023	AP-003262	00AETNA /IN: J0559881		102.05			803.92
09	3/27/2023	AP-003262	00STA9995 /IN: 20230301		8.03			811.95
09	3/27/2023	AP-003262	00STA9995 /IN: 20230301		0.27			812.22
09	3/27/2023	AP-003262	00STA9996 /IN: 20230301		0.71			812.93
09	3/31/2023	AC-000158	Aetna MAR23 ACCR 04/01/23			102.05		710.88
09	3/31/2023	AC-000158	Workforce Alliance MAR23 ACCR 03/23/23		0.24			711.12
10	4/1/2023	AC-000158	Reversal: Aetna MAR23 ACCR 04/01/23		102.05			813.17
10	4/1/2023	AC-000158	Reversal: Workforce Alliance MAR23 ACCR 03/23/23			0.24		812.93
10	4/3/2023	AP-003265	00WOR2092 /IN: INV4959620		0.24			813.17
10	4/3/2023	PR-000422	Mangrove Import - 04/07/2023			14.39		798.78
10	4/10/2023	AP-003271	00DEL2071 /IN: 1004987202304		6.11			804.89
10	4/17/2023	PR-000424	Mangrove Import - 04/21/2023			5.74		799.15

Funding Stream 86 - MUS-DW ADMIN  
Detail Postings for Period 01 Thru 12 Ending 6/30/2023

Account Number/Description				Beginning Balance	Debit	Credit	Net Change	Ending Balance
Period	Date	Journal	Comments					
10	4/24/2023	AP-003277	00AETNA /IN: J0626660		53.12			852.27
10	4/24/2023	AP-003277	00STA9995 /IN: 20230401		6.05			858.32
10	4/24/2023	AP-003277	00STA9995 /IN: 20230401		0.43			858.75
10	4/30/2023	AC-000159	00AETNA /IN: J0626660 APR23 ACCR 04/30/23			53.12		805.63
10	4/30/2023	AC-000159	00GRE4820 /IN: 44771 APR23 ACCR 04/30/23		1.03			806.66
10	4/30/2023	AC-000159	00WOR2092 /IN: INV5094164 APR23 ACCR 04/30/23		0.34			807.00
11	5/1/2023	AC-000159	Reversal: 00AETNA /IN: J0626660 APR23 ACCR 04/30/23		53.12			860.12
11	5/1/2023	AC-000159	Reversal: 00GRE4820 /IN: 44771 APR23 ACCR 04/30/23			1.03		859.09
11	5/1/2023	AC-000159	Reversal: 00WOR2092 /IN: INV5094164 APR23 ACCR 04/30/23			0.34		858.75
11	5/1/2023	PR-000425	Mangrove Import - 05/05/2023			11.93		846.82
11	5/8/2023	AP-003283	00GRE4820 /IN: 44771		1.03			847.85
11	5/8/2023	AP-003283	00WOR2092 /IN: INV5094164		0.34			848.19
11	5/15/2023	AP-003284	00DEL2071 /IN: 1004987202305		2.93			851.12
11	5/15/2023	PR-000426	Mangrove Import - 05/19/2023			6.70		844.42
11	5/19/2023	PR-000427	Mangrove Import - 05/19/2023			6.70		837.72
11	5/19/2023	PR-000430	Reversal of journal: PR-000427		6.70			844.42
11	5/22/2023	AP-003288	00STA9995 /IN: 20230501		5.24			849.66
11	5/22/2023	AP-003288	00STA9995 /IN: 20230501		0.44			850.10
11	5/22/2023	AP-003288	00STA9996 /IN: 20230501		0.10			850.20
11	5/29/2023	AP-003291	00AETNA /IN: J0693710		51.58			901.78
11	5/29/2023	PR-000429	Mangrove Import - 06/02/2023			23.15		878.63
11	5/31/2023	AC-000160	Aetna MAY23 ACCR 06/01/23			51.58		827.05
11	5/31/2023	AC-000160	Workforce Alliance MAY23 ACCR 05/24/23		0.34			827.39
12	6/1/2023	AC-000160	Reversal: Aetna MAY23 ACCR 06/01/23		51.58			878.97
12	6/1/2023	AC-000160	Reversal: Workforce Alliance MAY23 ACCR 05/24/23			0.34		878.63
12	6/5/2023	AP-003294	00DEL2071 /IN: 1.00499E+12		2.87			881.50
12	6/5/2023	AP-003294	00WOR2092 /IN: INV5211310		0.34			881.84
12	6/12/2023	PR-000431	Mangrove Import - 06/16/2023			4.45		877.39
12	6/30/2023	AC-000161	00STA9995 /IN: 20230601 JUN23 ACCR 06/30/23		8.30			885.69
12	6/30/2023	AC-000161	00STA9995 /IN: 20230601 JUN23 ACCR 06/30/23		0.40			886.09
12	6/30/2023	AC-000161	00WOR2092 /IN: INV5327268 JUN23 ACCR 06/30/23		0.33			886.42
				0.00	2,017.38	1,130.96	886.42	886.42
586-204-86 STAFF PAYROLL:Operations-MUS-DW ADM				0.00				
01	7/1/2022	AC-000141	Reversal: Mangrove Import - 07/15/2022 less 1 day JUN22 ACCR 06/30/22			71.95		71.95-
01	7/7/2022	PR-000399	Mangrove Import - 07/15/2022		79.94			7.99
01	7/25/2022	PR-000400	Mangrove Import - 07/29/2022		176.20			184.19
01	7/31/2022	AC-000145	Mangrove Import - 08/12/2022 JUL22 ACCR 07/31/22		360.29			544.48
02	8/1/2022	AC-000145	Reversal: Mangrove Import - 08/12/2022 JUL22 ACCR 07/31/22			360.29		184.19
02	8/8/2022	PR-000401	Mangrove Import - 08/12/2022		360.29			544.48
02	8/22/2022	PR-000402	Mangrove Import - 08/26/2022		65.87			610.35
02	8/31/2022	AC-000146	Mangrove Import - 09/09/2022 +3 days AUG22 ACCR 08/31/22		200.53			810.88
03	9/1/2022	AC-000146	Reversal: Mangrove Import - 09/09/2022 +3 days AUG22 ACCR 08/31/22			200.53		610.35
03	9/5/2022	PR-000403	Mangrove Import - 09/09/2022		154.25			764.60
03	9/19/2022	PR-000404	Mangrove Import - 09/23/2022		111.47			876.07
03	9/30/2022	AC-000148	Mangrove Import - 10/07/2022 +5 days SEP22 ACCR 09/30/22		798.86			1,674.93
04	10/1/2022	AC-000148	Reversal: Mangrove Import - 10/07/2022 +5 days SEP22 ACCR 09/30/22			798.86		876.07
04	10/3/2022	PR-000405	Mangrove Import - 10/07/2022		532.57			1,408.64
04	10/17/2022	PR-000406	Mangrove Import - 10/21/2022		745.37			2,154.01
04	10/31/2022	AC-000149	Mangrove Import - 11/04/2022 addl 6 days OCT22 ACCR 10/31/22		41.22			2,195.23
04	10/31/2022	PR-000407	Mangrove Import - 11/04/2022		68.70			2,263.93
05	11/1/2022	AC-000149	Reversal: Mangrove Import - 11/04/2022 addl 6 days OCT22 ACCR 10/31/22			41.22		2,222.71
05	11/21/2022	PR-000408	Mangrove Import - 11/18/2022		609.32			2,832.03
05	11/24/2022	PR-000409	Mangrove Import - 12/02/2022		354.67			3,186.70
05	11/30/2022	AC-000150	Mangrove Import - 12/02/2022 ADD'L 8 DAYS NOV22 ACCR 11/30/22		283.74			3,470.44
06	12/1/2022	AC-000150	Reversal: Mangrove Import - 12/02/2022 ADD'L 8 DAYS NOV22 ACCR 11/30/22			283.74		3,186.70
06	12/12/2022	PR-000410	Mangrove Import - 12/16/2022		473.40			3,660.10
06	12/12/2022	PR-000411	Mangrove Import - 12/16/2022		476.11			4,136.21
06	12/26/2022	PR-000412	Mangrove Import - 12/30/2022		158.75			4,294.96

Funding Stream 86 - MUS-DW ADMIN  
Detail Postings for Period 01 Thru 12 Ending 6/30/2023

Account Number/Description				Beginning Balance	Debit	Credit	Net Change	Ending Balance
Period	Date	Journal	Comments					
06	12/31/2022	AC-000152	Mangrove Import - 01/13/2023 DEC22 ACCR 12/31/22		370.92			4,665.88
07	1/1/2023	AC-000152	Reversal: Mangrove Import - 01/13/2023 DEC22 ACCR 12/31/22			370.92		4,294.96
07	1/9/2023	PR-000413	Mangrove Import - 01/13/2023		370.92			4,665.88
07	1/23/2023	PR-000417	Mangrove Import - 01/27/2023		420.91			5,086.79
07	1/31/2023	AC-000155	Mangrove Import - 02/10/2023 +2 days JAN23 ACCR 01/31/23		369.34			5,456.13
08	2/1/2023	AC-000155	Reversal: Mangrove Import - 02/10/2023 +2 days JAN23 ACCR 01/31/23			369.34		5,086.79
08	2/6/2023	PR-000418	Mangrove Import - 02/10/2023		307.78			5,394.57
08	2/20/2023	PR-000419	Mangrove Import - 02/24/2023		307.78			5,702.35
08	2/28/2023	AC-000157	Admin. Adjustment 03/06/2023 FEB23 ACCR 02/28/23			307.78		5,394.57
08	2/28/2023	AC-000157	Mangrove Import - 03/10/2023 +2 DAYS FEB23 ACCR 02/28/23		382.44			5,777.01
09	3/1/2023	AC-000157	Reversal: Admin. Adjustment 03/06/2023 FEB23 ACCR 02/28/23		307.78			6,084.79
09	3/1/2023	AC-000157	Reversal: Mangrove Import - 03/10/2023 +2 DAYS FEB23 ACCR 02/28/23			382.44		5,702.35
09	3/6/2023	GJ-003356	Admin. Adjustment 03/06/2023			307.78		5,394.57
09	3/6/2023	PR-000420	Mangrove Import - 03/10/2023		318.70			5,713.27
09	3/20/2023	PR-000421	Mangrove Import - 03/24/2023		1,145.42			6,858.69
09	3/31/2023	AC-000158	Mangrove Import - 04/07/2023 +5 days MAR23 ACCR 3/31/2023		1,198.13			8,056.82
10	4/1/2023	AC-000158	Reversal: Mangrove Import - 04/07/2023 +5 days MAR23 ACCR 3/31/2023			1,198.13		6,858.69
10	4/3/2023	PR-000422	Mangrove Import - 04/07/2023		798.75			7,657.44
10	4/17/2023	PR-000424	Mangrove Import - 04/21/2023		318.12			7,975.56
10	4/30/2023	AC-000159	Mangrove Import - 05/05/2023 +5 days APR23 ACCR 04/30/23		993.12			8,968.68
11	5/1/2023	AC-000159	Reversal: Mangrove Import - 05/05/2023 +5 days APR23 ACCR 04/30/23			993.12		7,975.56
11	5/1/2023	PR-000425	Mangrove Import - 05/05/2023		662.08			8,637.64
11	5/15/2023	PR-000426	Mangrove Import - 05/19/2023		302.21			8,939.85
11	5/19/2023	PR-000427	Mangrove Import - 05/19/2023		302.21			9,242.06
11	5/19/2023	PR-000430	Reversal of journal: PR-000427			302.21		8,939.85
11	5/29/2023	PR-000429	Mangrove Import - 06/02/2023		1,284.54			10,224.39
11	5/31/2023	AC-000160	Mangrove Import - 06/16/2023 less 2 days MAY23 ACCR 05/31/23		197.53			10,421.92
12	6/1/2023	AC-000160	Reversal: Mangrove Import - 06/16/2023 less 2 days MAY23 ACCR 05/31/23			197.53		10,224.39
12	6/12/2023	PR-000431	Mangrove Import - 06/16/2023		246.91			10,471.30
12	6/26/2023	PR-000433	Mangrove Import - 06/30/2023		69.65			10,540.95
12	6/30/2023	AC-000161	Mangrove Import - 07/14/2023 JUN23 ACCR 06/30/23		725.25			11,266.20
				0.00	17,452.04	6,185.84	11,266.20	11,266.20
587-204-86 STAFF PAYROLL TAX:Operations-MUS-DW ADM				0.00				
01	7/1/2022	AC-000141	Reversal: Mangrove Import - 07/15/2022 less 1 day JUN22 ACCR 06/30/22			5.02		5.02
01	7/7/2022	PR-000399	Mangrove Import - 07/15/2022		5.58			0.56
01	7/25/2022	PR-000400	Mangrove Import - 07/29/2022		13.47			14.03
01	7/31/2022	AC-000145	Mangrove Import - 08/12/2022 JUL22 ACCR 07/31/22		26.92			40.95
02	8/1/2022	AC-000145	Reversal: Mangrove Import - 08/12/2022 JUL22 ACCR 07/31/22			26.92		14.03
02	8/8/2022	PR-000401	Mangrove Import - 08/12/2022		26.92			40.95
02	8/22/2022	PR-000402	Mangrove Import - 08/26/2022		4.92			45.87
02	8/31/2022	AC-000146	Mangrove Import - 09/09/2022 +3 days AUG22 ACCR 08/31/22		14.98			60.85
03	9/1/2022	AC-000146	Reversal: Mangrove Import - 09/09/2022 +3 days AUG22 ACCR 08/31/22			14.98		45.87
03	9/5/2022	PR-000403	Mangrove Import - 09/09/2022		11.52			57.39
03	9/19/2022	PR-000404	Mangrove Import - 09/23/2022		8.33			65.72
03	9/30/2022	AC-000148	Mangrove Import - 10/07/2022 +5 days SEP22 ACCR 09/30/22		59.69			125.41
04	10/1/2022	AC-000148	Reversal: Mangrove Import - 10/07/2022 +5 days SEP22 ACCR 09/30/22			59.69		65.72
04	10/3/2022	PR-000405	Mangrove Import - 10/07/2022		39.79			105.51
04	10/17/2022	PR-000406	Mangrove Import - 10/21/2022		55.70			161.21
04	10/31/2022	AC-000149	Mangrove Import - 11/04/2022 addl 6 days OCT22 ACCR 10/31/22		3.01			164.22
04	10/31/2022	PR-000407	Mangrove Import - 11/04/2022		5.02			169.24
05	11/1/2022	AC-000149	Reversal: Mangrove Import - 11/04/2022 addl 6 days OCT22 ACCR 10/31/22			3.01		166.23
05	11/21/2022	PR-000408	Mangrove Import - 11/18/2022		45.40			211.63
05	11/24/2022	PR-000409	Mangrove Import - 12/02/2022		26.50			238.13
05	11/30/2022	AC-000150	Mangrove Import - 12/02/2022 ADD'L 8 DAYS NOV22 ACCR 11/30/22		21.20			259.33
06	12/1/2022	AC-000150	Reversal: Mangrove Import - 12/02/2022 ADD'L 8			21.20		238.13

Funding Stream 86 - MUS-DW ADMIN  
Detail Postings for Period 01 Thru 12 Ending 6/30/2023

Account Number/Description		Period	Date	Journal	Comments	Beginning Balance	Debit	Credit	Net Change	Ending Balance
06		12/12/2022	PR-000410		DAYS NOV22 ACCR 11/30/22					
					Mangrove Import - 12/16/2022		36.21			274.34
06		12/12/2022	PR-000411		Mangrove Import - 12/16/2022		25.03			299.37
06		12/26/2022	PR-000412		Mangrove Import - 12/30/2022		12.14			311.51
06		12/31/2022	AC-000152		Mangrove Import - 01/13/2023 DEC22 ACCR 12/31/22		27.85			339.36
07		1/1/2023	AC-000152		Reversal: Mangrove Import - 01/13/2023 DEC22 ACCR 12/31/22			27.85		311.51
07		1/9/2023	PR-000413		Mangrove Import - 01/13/2023		27.85			339.36
07		1/23/2023	PR-000417		Mangrove Import - 01/27/2023		31.19			370.55
07		1/31/2023	AC-000155		Mangrove Import - 02/10/2023 +2 days JAN23 ACCR 01/31/23		27.37			397.92
08		2/1/2023	AC-000155		Reversal: Mangrove Import - 02/10/2023 +2 days JAN23 ACCR 01/31/23			27.37		370.55
08		2/6/2023	PR-000418		Mangrove Import - 02/10/2023		22.81			393.36
08		2/20/2023	PR-000419		Mangrove Import - 02/24/2023		22.81			416.17
08		2/28/2023	AC-000157		Admin. Adjustment 03/06/2023 FEB23 ACCR 02/28/23			22.81		393.36
08		2/28/2023	AC-000157		Mangrove Import - 03/10/2023 +2 DAYS FEB23 ACCR 02/28/23		28.34			421.70
08		2/28/2023	AC-000157		Admin. Adjustment 03/06/2023 FEB23 ACCR 02/28/23		39.94			461.64
09		3/1/2023	AC-000157		Reversal: Admin. Adjustment 03/06/2023 FEB23 ACCR 02/28/23		22.81			484.45
09		3/1/2023	AC-000157		Reversal: Mangrove Import - 03/10/2023 +2 DAYS FEB23 ACCR 02/28/23			28.34		456.11
09		3/1/2023	AC-000157		Reversal: Admin. Adjustment 03/06/2023 FEB23 ACCR 02/28/23			39.94		416.17
09		3/6/2023	GJ-003356		Admin. Adjustment 03/06/2023			22.81		393.36
09		3/6/2023	GJ-003356		Admin. Adjustment 03/06/2023		39.94			433.30
09		3/6/2023	PR-000420		Mangrove Import - 03/10/2023		23.62			456.92
09		3/20/2023	PR-000421		Mangrove Import - 03/24/2023		84.37			541.29
09		3/27/2023	GJ-003365		Q1 2023 SUTA		10.69			551.98
09		3/31/2023	AC-000158		Mangrove Import - 04/07/2023 +5 days MAR23 ACCR 3/31/2023		88.79			640.77
10		4/1/2023	AC-000158		Reversal: Mangrove Import - 04/07/2023 +5 days MAR23 ACCR 3/31/2023			88.79		551.98
10		4/3/2023	PR-000422		Mangrove Import - 04/07/2023		59.19			611.17
10		4/17/2023	PR-000424		Mangrove Import - 04/21/2023		23.58			634.75
10		4/30/2023	AC-000159		Mangrove Import - 05/05/2023 +5 days APR23 ACCR 04/30/23		73.59			708.34
11		5/1/2023	AC-000159		Reversal: Mangrove Import - 05/05/2023 +5 days APR23 ACCR 04/30/23			73.59		634.75
11		5/1/2023	PR-000425		Mangrove Import - 05/05/2023		49.06			683.81
11		5/15/2023	PR-000426		Mangrove Import - 05/19/2023		22.33			706.14
11		5/19/2023	PR-000427		Mangrove Import - 05/19/2023		22.33			728.47
11		5/19/2023	PR-000430		Reversal of journal: PR-000427			22.33		706.14
11		5/29/2023	PR-000429		Mangrove Import - 06/02/2023		95.20			801.34
11		5/31/2023	AC-000160		Mangrove Import - 06/16/2023 less 2 days MAY23 ACCR 05/31/23		14.64			815.98
12		6/1/2023	AC-000160		Reversal: Mangrove Import - 06/16/2023 less 2 days MAY23 ACCR 05/31/23			14.64		801.34
12		6/12/2023	PR-000431		Mangrove Import - 06/16/2023		18.30			819.64
12		6/26/2023	PR-000433		Mangrove Import - 06/30/2023		5.33			824.97
12		6/30/2023	AC-000161		Mangrove Import - 07/14/2023 JUN23 ACCR 06/30/23		53.75			878.72
						0.00	1,378.01	499.29	878.72	878.72
588-204-86				403B_ER:Operations-MUS-DW ADM		0.00				
01		7/1/2022	AC-000141		Reversal: Mangrove Import - 07/15/2022 less 1 day JUN22 ACCR 06/30/22			2.02		2.02
01		7/7/2022	PR-000399		Mangrove Import - 07/15/2022		2.24			0.22
01		7/25/2022	PR-000400		Mangrove Import - 07/29/2022		5.29			5.51
01		7/31/2022	AC-000145		Mangrove Import - 08/12/2022 JUL22 ACCR 07/31/22		10.81			16.32
02		8/1/2022	AC-000145		Reversal: Mangrove Import - 08/12/2022 JUL22 ACCR 07/31/22			10.81		5.51
02		8/8/2022	PR-000401		Mangrove Import - 08/12/2022		10.81			16.32
02		8/22/2022	PR-000402		Mangrove Import - 08/26/2022		1.98			18.30
02		8/31/2022	AC-000146		Mangrove Import - 09/09/2022 +3 days AUG22 ACCR 08/31/22		6.02			24.32
03		9/1/2022	AC-000146		Reversal: Mangrove Import - 09/09/2022 +3 days AUG22 ACCR 08/31/22			6.02		18.30
03		9/5/2022	PR-000403		Mangrove Import - 09/09/2022		4.63			22.93
03		9/19/2022	PR-000404		Mangrove Import - 09/23/2022		3.34			26.27
03		9/30/2022	AC-000148		Mangrove Import - 10/07/2022 +5 days SEP22 ACCR 09/30/22		23.97			50.24
04		10/1/2022	AC-000148		Reversal: Mangrove Import - 10/07/2022 +5 days SEP22 ACCR 09/30/22			23.97		26.27
04		10/3/2022	PR-000405		Mangrove Import - 10/07/2022		15.98			42.25
04		10/17/2022	PR-000406		Mangrove Import - 10/21/2022		22.36			64.61

Funding Stream 86 - MUS-DW ADMIN  
Detail Postings for Period 01 Thru 12 Ending 6/30/2023

Account Number/Description		Period	Date	Journal	Comments	Beginning Balance	Debit	Credit	Net Change	Ending Balance
	04	10/31/2022	AC-000149		Mangrove Import - 11/04/2022 addl 6 days OCT22 ACCR 10/31/22		4.12			68.73
	04	10/31/2022	PR-000407		Mangrove Import - 11/04/2022		6.87			75.60
	05	11/1/2022	AC-000149		Reversal: Mangrove Import - 11/04/2022 addl 6 days OCT22 ACCR 10/31/22			4.12		71.48
	05	11/21/2022	PR-000408		Mangrove Import - 11/18/2022		23.14			94.62
	05	11/24/2022	PR-000409		Mangrove Import - 12/02/2022		10.64			105.26
	05	11/30/2022	AC-000150		Mangrove Import - 12/02/2022 ADD'L 8 DAYS NOV22 ACCR 11/30/22		8.51			113.77
	06	12/1/2022	AC-000150		Reversal: Mangrove Import - 12/02/2022 ADD'L 8 DAYS NOV22 ACCR 11/30/22			8.51		105.26
	06	12/12/2022	PR-000411		Mangrove Import - 12/16/2022		26.42			131.68
	06	12/26/2022	PR-000412		Mangrove Import - 12/30/2022		4.76			136.44
	06	12/31/2022	AC-000152		Mangrove Import - 01/13/2023 DEC22 ACCR 12/31/22		32.08			168.52
	07	1/1/2023	AC-000152		Reversal: Mangrove Import - 01/13/2023 DEC22 ACCR 12/31/22			32.08		136.44
	07	1/9/2023	PR-000413		Mangrove Import - 01/13/2023		32.08			168.52
	07	1/23/2023	PR-000417		Mangrove Import - 01/27/2023		12.63			181.15
	07	1/31/2023	AC-000155		Mangrove Import - 02/10/2023 +2 days JAN23 ACCR 01/31/23		11.08			192.23
	08	2/1/2023	AC-000155		Reversal: Mangrove Import - 02/10/2023 +2 days JAN23 ACCR 01/31/23			11.08		181.15
	08	2/6/2023	PR-000418		Mangrove Import - 02/10/2023		9.23			190.38
	08	2/20/2023	PR-000419		Mangrove Import - 02/24/2023		9.23			199.61
	08	2/28/2023	AC-000157		Admin. Adjustment 03/06/2023 FEB23 ACCR 02/28/23			9.23		190.38
	08	2/28/2023	AC-000157		Mangrove Import - 03/10/2023 +2 DAYS FEB23 ACCR 02/28/23		11.47			201.85
	08	2/28/2023	AC-000157		Admin. Adjustment 03/06/2023 FEB23 ACCR 02/28/23		16.16			218.01
	09	3/1/2023	AC-000157		Reversal: Admin. Adjustment 03/06/2023 FEB23 ACCR 02/28/23		9.23			227.24
	09	3/1/2023	AC-000157		Reversal: Mangrove Import - 03/10/2023 +2 DAYS FEB23 ACCR 02/28/23			11.47		215.77
	09	3/1/2023	AC-000157		Reversal: Admin. Adjustment 03/06/2023 FEB23 ACCR 02/28/23			16.16		199.61
	09	3/6/2023	GJ-003356		Admin. Adjustment 03/06/2023			9.23		190.38
	09	3/6/2023	GJ-003356		Admin. Adjustment 03/06/2023		16.16			206.54
	09	3/6/2023	PR-000420		Mangrove Import - 03/10/2023		9.56			216.10
	09	3/20/2023	PR-000421		Mangrove Import - 03/24/2023		69.24			285.34
	09	3/31/2023	AC-000158		Mangrove Import - 04/07/2023 +5 days MAR23 ACCR 3/31/2023		35.94			321.28
	10	4/1/2023	AC-000158		Reversal: Mangrove Import - 04/07/2023 +5 days MAR23 ACCR 3/31/2023			35.94		285.34
	10	4/3/2023	PR-000422		Mangrove Import - 04/07/2023		23.96			309.30
	10	4/17/2023	PR-000424		Mangrove Import - 04/21/2023		9.54			318.84
	10	4/30/2023	AC-000159		Mangrove Import - 05/05/2023 +5 days APR23 ACCR 04/30/23		29.79			348.63
	11	5/1/2023	AC-000159		Reversal: Mangrove Import - 05/05/2023 +5 days APR23 ACCR 04/30/23			29.79		318.84
	11	5/1/2023	PR-000425		Mangrove Import - 05/05/2023		19.86			338.70
	11	5/15/2023	PR-000426		Mangrove Import - 05/19/2023		13.78			352.48
	11	5/19/2023	PR-000427		Mangrove Import - 05/19/2023		13.78			366.26
	11	5/19/2023	PR-000430		Reversal of journal: PR-000427			13.78		352.48
	11	5/29/2023	PR-000429		Mangrove Import - 06/02/2023		38.54			391.02
	11	5/31/2023	AC-000160		Mangrove Import - 06/16/2023 less 2 days MAY23 ACCR 05/31/23		5.93			396.95
	12	6/1/2023	AC-000160		Reversal: Mangrove Import - 06/16/2023 less 2 days MAY23 ACCR 05/31/23			5.93		391.02
	12	6/12/2023	PR-000431		Mangrove Import - 06/16/2023		7.41			398.43
	12	6/26/2023	PR-000433		Mangrove Import - 06/30/2023		6.97			405.40
	12	6/30/2023	AC-000161		Mangrove Import - 07/14/2023 JUN23 ACCR 06/30/23		21.76			427.16
						0.00	657.30	230.14	427.16	427.16
590-204-86					TRAINING/DEVELOPMENT:Operations-MUS-DW ADM	0.00				
	06	12/12/2022	AP-003219		00COM3740 /IN: 20221125			0.17		0.17-
	10	4/10/2023	AP-003271		00COM3740 /IN: 20230327		2.10			1.93
						0.00	2.10	0.17	1.93	1.93
805-304-86					Other services:Prog Op's-MUS-DW ADM	0.00				
	11	5/31/2023	AC-000160		Re-class -84 to -86 MAY23 ACCR 05/31/23		700.84			700.84
	11	5/31/2023	GJ-003422		Reversal of journal: GJ-003411			700.84		0.00
	12	6/1/2023	AC-000160		Reversal: Re-class -84 to -86 MAY23 ACCR 05/31/23			700.84		700.84-
	12	6/12/2023	GJ-003411		Re-class -84 to -86		700.84			0.00
						0.00	1,401.68	1,401.68	0.00	0.00
905-204-86					SUBRECIPIENT GRANTS:Operations-MUS-DW ADM	0.00				
	01	7/1/2022	AC-000141		Reversal: 00ECK9999 /IN: EY202206 JUN22 ACCR			4.25		4.25-

**Funding Stream 86 - MUS-DW ADMIN**  
**Detail Postings for Period 01 Thru 12 Ending 6/30/2023**

Account Number/Description		Period	Date	Journal	Comments	Beginning Balance	Debit	Credit	Net Change	Ending Balance
01		7/18/2022	AP-003154		06/30/22 00ECK9999 /IN: EY202206		4.25			0.00
02		8/22/2022	AP-003168		00ECK9999 /IN: EY202207		5.64			5.64
03		9/19/2022	AP-003181		00ECK9999 /IN: EY202208		5.65			11.29
04		10/31/2022	AP-003201		00ECK9999 /IN: EY202209		5.48			16.77
05		11/21/2022	AP-003211		00ECK9999 /IN: EY202210		8.61			25.38
06		12/31/2022	AC-000152		Eckerd Youth Alternatives, Inc. DEC22 ACCR 11/30/22		8.26			33.64
07		1/1/2023	AC-000152		Reversal: Eckerd Youth Alternatives, Inc. DEC22 ACCR 11/30/22			8.26		25.38
07		1/9/2023	AP-003228		00ECK9999 /IN: EY202211		8.26			33.64
07		1/30/2023	AP-003236		00ECK9999 /IN: EY202212		8.36			42.00
08		2/27/2023	AP-003252		00ECK9999 /IN: EY202301		8.67			50.67
09		3/20/2023	AP-003261		00ECK9999 /IN: EY202302		8.54			59.21
10		4/17/2023	AP-003274		00ECK9999 /IN: EY202303		14.04			73.25
10		4/30/2023	AC-000159		Eckerd Connects GJ Correction APR23 ACCR 04/30/23			77.50		4.25-
10		4/30/2023	AC-000159		MUS DWG Indirects Correction APR23 ACCR 04/30/23			15.79		20.04-
11		5/1/2023	AC-000159		Reversal: Eckerd Connects GJ Correction APR23 ACCR 04/30/23		77.50			57.46
11		5/1/2023	AC-000159		Reversal: MUS DWG Indirects Correction APR23 ACCR 04/30/23		15.79			73.25
11		5/15/2023	GJ-003397		admin sheet 5923 adjust			77.50		4.25-
						0.00	179.05	183.30	4.25-	4.25-
905-304-86					SUBRECIPIENT GRANTS:Prog Op's-MUS-DW ADM	0.00				
01		7/1/2022	AC-000141		Reversal: 00ECK9999 /IN: EY202206 JUN22 ACCR 06/30/22			383.17		383.17-
01		7/18/2022	AP-003154		00ECK9999 /IN: EY202206		383.17			0.00
02		8/22/2022	AP-003168		00ECK9999 /IN: EY202207		287.11			287.11
03		9/19/2022	AP-003181		00ECK9999 /IN: EY202208		287.71			574.82
04		10/31/2022	AP-003201		00ECK9999 /IN: EY202209		278.68			853.50
05		11/21/2022	AP-003211		00ECK9999 /IN: EY202210		287.24			1,140.74
06		12/31/2022	AC-000152		Eckerd Youth Alternatives, Inc. DEC22 ACCR 11/30/22		275.49			1,416.23
07		1/1/2023	AC-000152		Reversal: Eckerd Youth Alternatives, Inc. DEC22 ACCR 11/30/22			275.49		1,140.74
07		1/9/2023	AP-003228		00ECK9999 /IN: EY202211		275.49			1,416.23
10		4/30/2023	AC-000159		Eckerd Connects GJ Correction APR23 ACCR 04/30/23			1,799.40		383.17-
11		5/1/2023	AC-000159		Reversal: Eckerd Connects GJ Correction APR23 ACCR 04/30/23		1,799.40			1,416.23
11		5/15/2023	GJ-003397		admin sheet 5923 adjust			1,799.40		383.17-
						0.00	3,874.29	4,257.46	383.17-	383.17-
<b>Funding Stream 86 - MUS-DW ADMIN Total:</b>						0.00	31,464.78	31,464.78	0.00	0.00
<b>Report Total:</b>						0.00	699,094.22	699,094.22	0.00	0.00



Funding Stream 87 - PATHWAYS HOME GRANT  
Detail Postings for Period 01 Thru 12 Ending 6/30/2023

Account Number/Description		Period	Date	Journal	Comments	Beginning Balance	Debit	Credit	Net Change	Ending Balance
400-304-87					Grant Revenue:Prog Op's-PATHWAYS	0.00				
01	7/31/2022	GJ-003274			GRANT FUNDING RECEIPTS JULY-2022			15,745.12		15,745.12-
02	8/31/2022	GJ-003290			GRANT FUNDING RECEIPTS AUG-2022			12,924.01		28,669.13-
03	9/30/2022	GJ-003306			GRANT FUNDING RECEIPTS SEP-2022			17,380.42		46,049.55-
03	9/30/2022	GJ-003313			QB ACTIVITY Q1		46,049.55			0.00
03	9/30/2022	GJ-003313			QB ACTIVITY Q1			30,774.17		30,774.17-
04	10/31/2022	GJ-003315			GRANT FUNDING RECEIPTS OCT-2022			44,050.88		74,825.05-
05	11/30/2022	AC-000150			00MID9997 /IN: 202211 NOV22 ACCR 11/30/22		157.68			74,667.37-
05	11/30/2022	GJ-003323			GRANT FUNDING RECEIPTS NOV-2022			16,369.24		91,036.61-
06	12/1/2022	AC-000150			Reversal: 00MID9997 /IN: 202211 NOV22 ACCR 11/30/22			157.68		91,194.29-
06	12/5/2022	AP-003215			00MID9997 /IN: 202211		157.68			91,036.61-
06	12/31/2022	GJ-003335			GRANT FUNDING RECEIPTS DEC-2022			33,973.66		125,010.27-
06	12/31/2022	GJ-003339			QB ACTIVITY 12/31/22		94,393.78			30,616.49-
06	12/31/2022	GJ-003339			QB ACTIVITY 12/31/22			86,149.41		116,765.90-
07	1/31/2023	GJ-003348			GRANT FUNDING RECEIPTS JAN-2023			29,410.80		146,176.70-
08	2/28/2023	GJ-003357			GRANT FUNDING RECEIPTS FEB-2023			18,875.18		165,051.88-
09	3/31/2023	GJ-003373			GRANT FUNDING RECEIPTS MAR-2023			37,841.36		202,893.24-
09	3/31/2023	GJ-003379			QB ACTIVITY Q3		86,127.34			116,765.90-
09	3/31/2023	GJ-003379			QB ACTIVITY Q3			70,691.39		187,457.29-
10	4/30/2023	GJ-003393			GRANT FUNDING RECEIPTS APR-2023			24,092.58		211,549.87-
11	5/31/2023	GJ-003417			GRANT FUNDING RECEIPTS MAY-2023			31,743.98		243,293.85-
12	6/30/2023	GJ-003426			GRANT FUNDING RECEIPTS JUN-2023			20,758.92		264,052.77-
12	6/30/2023	GJ-003431			QB ACTIVITY Q4		76,595.48			187,457.29-
12	6/30/2023	GJ-003431			QB ACTIVITY Q4			91,090.44		278,547.73-
12	6/30/2023	GJ-003439			QB ADJUSTMENTS Q4			28,772.88		307,320.61-
						0.00	303,481.51	610,802.12	307,320.61-	307,320.61-
510-304-87					CONTRACT SERVICES:Prog Op's-PATHWAYS	0.00				
01	7/1/2022	AC-000141			Reversal: 00ALL2084 /IN: 948578 JUN22 ACCR 06/30/22			86.68		86.68-
01	7/1/2022	AC-000141			Reversal: 00ALL2084 /IN: 948747 JUN22 ACCR 06/30/22			152.71		239.39-
01	7/1/2022	AC-000141			Reversal: 00CIR9999 /IN: 20642876731 JUN22 ACCR 06/30/22			2.21		241.60-
01	7/1/2022	AC-000141			Reversal: 00EMP9999 /IN: 12483 JUN22 ACCR 06/30/22		16.44			225.16-
01	7/1/2022	AC-000141			Reversal: 00LAN9999 /IN: 10577607 JUN22 ACCR 06/30/22			5.03		230.19-
01	7/7/2022	AP-003147			00PEN5891 /IN: 213490		20.56			209.63-
01	7/7/2022	AP-003147			00TRO9999 /IN: 53533		6.89			202.74-
01	7/7/2022	AP-003147			00TRO9999 /IN: 53534		6.56			196.18-
01	7/7/2022	AP-003147			00WAI9999 /IN: D84ED580019		125.68			70.50-
01	7/14/2022	AP-003146			00ALL2084 /IN: 948747		152.71			82.21-
01	7/14/2022	AP-003146			00CIR9999 /IN: 20642876731		2.21			84.42
01	7/18/2022	AP-003153			00CIR9999 /IN: 20642882695		1.98			86.40
01	7/18/2022	AP-003153			00CIS9999 /IN: 76892979		141.61			228.01
01	7/18/2022	AP-003153			00SOL9999 /IN: 2022047		127.20			355.21
01	7/18/2022	AP-003154			00ALL2084 /IN: 948578		86.68			441.89
01	7/18/2022	AP-003154			00LAN9999 /IN: 10577607		5.03			446.92
01	7/25/2022	AP-003156			00CIR9999 /IN: 20642889255		1.65			448.57
01	7/31/2022	AC-000145			AGH JUL22 ACCR 07/22/22		136.73			585.30
01	7/31/2022	AC-000145			Pen Publishing Interactive, Inc JUL22 ACCR 07/22/22		20.56			605.86
01	7/31/2022	AC-000145			Tropical Designs JUL22 ACCR 07/25/22		6.56			612.42
01	7/31/2022	AC-000145			Tropical Designs JUL22 ACCR 07/25/22		6.89			619.31
02	8/1/2022	AC-000145			Reversal: AGH JUL22 ACCR 07/22/22			136.73		482.58
02	8/1/2022	AC-000145			Reversal: Pen Publishing Interactive, Inc JUL22 ACCR 07/22/22			20.56		462.02
02	8/1/2022	AC-000145			Reversal: Tropical Designs JUL22 ACCR 07/25/22			6.56		455.46
02	8/1/2022	AC-000145			Reversal: Tropical Designs JUL22 ACCR 07/25/22			6.89		448.57
02	8/1/2022	AP-003160			00ALL2084 /IN: 949218		136.73			585.30
02	8/1/2022	AP-003160			00PEN5891 /IN: 213727		20.56			605.86
02	8/8/2022	AP-003164			00CIR9999 /IN: 20642894640		1.65			607.51
02	8/8/2022	AP-003164			00TRO9999 /IN: 53731		6.89			614.40
02	8/8/2022	AP-003164			00TRO9999 /IN: 53732		6.56			620.96
02	8/15/2022	AP-003166			00CIS9999 /IN: 77222958		141.61			762.57
02	8/15/2022	AP-003166			00LAN9999 /IN: 10603291		5.18			767.75
02	8/22/2022	AP-003168			00CIR9999 /IN: 20642901732		2.64			770.39

Funding Stream 87 - PATHWAYS HOME GRANT  
Detail Postings for Period 01 Thru 12 Ending 6/30/2023

Account Number/Description				Beginning Balance	Debit	Credit	Net Change	Ending Balance
Period	Date	Journal	Comments					
02	8/29/2022	AP-003172	00PEN5891 /IN: 213964		20.56			790.95
02	8/31/2022	AC-000146	Roaster Joes Inc. AUG22 ACCR 08/29/22		2.31			793.26
02	8/31/2022	AC-000146	Tropical Designs AUG22 ACCR 08/25/22		6.56			799.82
02	8/31/2022	AC-000146	Tropical Designs AUG22 ACCR 08/25/22		6.89			806.71
03	9/1/2022	AC-000146	Reversal: Roaster Joes Inc. AUG22 ACCR 08/29/22			2.31		804.40
03	9/1/2022	AC-000146	Reversal: Tropical Designs AUG22 ACCR 08/25/22			6.56		797.84
03	9/1/2022	AC-000146	Reversal: Tropical Designs AUG22 ACCR 08/25/22			6.89		790.95
03	9/5/2022	AP-003173	00CIR9999 /IN: 20642907838		2.31			793.26
03	9/5/2022	AP-003173	00TRO9999 /IN: 53927		6.89			800.15
03	9/5/2022	AP-003173	00TRO9999 /IN: 53928		6.56			806.71
03	9/19/2022	AP-003181	00CAR9993 /IN: IN1220541		1,166.64			1,973.35
03	9/19/2022	AP-003181	00CIR9999 /IN: 20642917481		1.65			1,975.00
03	9/19/2022	AP-003181	00CIS9999 /IN: 77504419		141.61			2,116.61
03	9/19/2022	AP-003181	00HIG9999 /IN: 201686		147.08			2,263.69
03	9/19/2022	AP-003181	00HIN9999 /IN: 333652		24.57			2,288.26
03	9/19/2022	AP-003181	00LAN9999 /IN: 10627495		7.34			2,295.60
03	9/26/2022	AP-003184	00EMP9999 /IN: 12990		16.49			2,312.09
03	9/26/2022	AP-003184	00INT2805 /IN: H007020201		4.32			2,316.41
03	9/26/2022	AP-003184	00WAI9999 /IN: D84ED580020		125.68			2,442.09
03	9/30/2022	AC-000148	EMPAC, Inc. SEP22 ACCR 10/01/22			16.49		2,425.60
03	9/30/2022	AC-000148	Pen Publishing Interactive, Inc SEP22 ACCR 09/23/22		6.38			2,431.98
03	9/30/2022	AC-000148	Pen Publishing Interactive, Inc SEP22 ACCR 09/21/22		20.56			2,452.54
03	9/30/2022	AC-000148	Pen Publishing Interactive, Inc SEP22 ACCR 09/21/22		31.91			2,484.45
03	9/30/2022	AC-000148	Roaster Joes Inc. SEP22 ACCR 09/26/22		2.31			2,486.76
04	10/1/2022	AC-000148	Reversal: EMPAC, Inc. SEP22 ACCR 10/01/22		16.49			2,503.25
04	10/1/2022	AC-000148	Reversal: Pen Publishing Interactive, Inc SEP22 ACCR 09/23/22			6.38		2,496.87
04	10/1/2022	AC-000148	Reversal: Pen Publishing Interactive, Inc SEP22 ACCR 09/21/22			20.56		2,476.31
04	10/1/2022	AC-000148	Reversal: Pen Publishing Interactive, Inc SEP22 ACCR 09/21/22			31.91		2,444.40
04	10/1/2022	AC-000148	Reversal: Roaster Joes Inc. SEP22 ACCR 09/26/22			2.31		2,442.09
04	10/3/2022	AP-003187	00CIR9999 /IN: 20642922362		2.31			2,444.40
04	10/3/2022	AP-003187	00PEN5891 /IN: 214217		20.56			2,464.96
04	10/3/2022	AP-003187	00PEN5891 /IN: 214220		31.91			2,496.87
04	10/3/2022	AP-003187	00PEN5891 /IN: 214228		6.38			2,503.25
04	10/10/2022	AP-003190	00HIG9999 /IN: 203758		3.92			2,507.17
04	10/10/2022	AP-003190	00LAN9999 /IN: 10650365		2.46			2,509.63
04	10/10/2022	AP-003190	00TRO9999 /IN: 54133		6.89			2,516.52
04	10/10/2022	AP-003190	00TRO9999 /IN: 54134		6.56			2,523.08
04	10/17/2022	AP-003194	00CIS9999 /IN: 77800233		141.61			2,664.69
04	10/17/2022	AP-003194	00COM3740 /IN: 20220926		299.67			2,964.36
04	10/17/2022	AP-003194	00MOR0887 /IN: 304877		877.50			3,841.86
04	10/24/2022	AP-003198	00CIR9999 /IN: 20642938171		2.31			3,844.17
04	10/31/2022	AC-000149	00TRO9999 /IN: 54331 OCT22 ACCR 10/31/22		6.89			3,851.06
04	10/31/2022	AC-000149	00TRO9999 /IN: 54332 OCT22 ACCR 10/31/22		6.56			3,857.62
04	10/31/2022	AC-000149	00VMW2757 /IN: 710023894 OCT22 ACCR 10/31/22		612.23			4,469.85
04	10/31/2022	AC-000149	00WIP8449 /IN: 2127496 OCT22 ACCR 10/31/22		84.80			4,554.65
04	10/31/2022	AP-003201	00CIR9999 /IN: 20642940058		1.32			4,555.97
04	10/31/2022	AP-003201	00PEN5891 /IN: 214456		20.56			4,576.53
05	11/1/2022	AC-000149	Reversal: 00TRO9999 /IN: 54331 OCT22 ACCR 10/31/22			6.89		4,569.64
05	11/1/2022	AC-000149	Reversal: 00TRO9999 /IN: 54332 OCT22 ACCR 10/31/22			6.56		4,563.08
05	11/1/2022	AC-000149	Reversal: 00VMW2757 /IN: 710023894 OCT22 ACCR 10/31/22			612.23		3,950.85
05	11/1/2022	AC-000149	Reversal: 00WIP8449 /IN: 2127496 OCT22 ACCR 10/31/22			84.80		3,866.05
05	11/7/2022	AP-003206	00TRO9999 /IN: 54331		6.89			3,872.94
05	11/7/2022	AP-003206	00TRO9999 /IN: 54332		6.56			3,879.50
05	11/7/2022	AP-003206	00VMW2757 /IN: 710023894		612.23			4,491.73
05	11/7/2022	AP-003206	00WIP8449 /IN: 2127496		84.80			4,576.53
05	11/10/2022	AP-003208	00COM3740 /IN: 20221025		502.36			5,078.89
05	11/10/2022	AP-003208	00HIG9999 /IN: 505662		2.54			5,081.43
05	11/21/2022	AP-003211	00LAN9999 /IN: 10673251		4.80			5,086.23
05	11/21/2022	AP-003211	00MOR0887 /IN: 305830		130.00			5,216.23
05	11/21/2022	AP-003211	00WIP8449 /IN: 2141966		464.67			5,680.90
05	11/30/2022	AC-000150	00ALL2084 /IN: 949851 NOV22 ACCR 11/30/22		271.10			5,952.00

Funding Stream 87 - PATHWAYS HOME GRANT  
Detail Postings for Period 01 Thru 12 Ending 6/30/2023

Account Number/Description				Beginning Balance	Debit	Credit	Net Change	Ending Balance
Period	Date	Journal	Comments					
05	11/30/2022	AC-000150	00ALL2084 /IN: 950345 NOV22 ACCR 11/30/22		344.27			6,296.27
05	11/30/2022	AC-000150	00ALL2084 /IN: 950954 NOV22 ACCR 11/30/22		191.79			6,488.06
05	11/30/2022	AC-000150	00ALL2084 /IN: 951684 NOV22 ACCR 11/30/22		303.83			6,791.89
05	11/30/2022	AC-000150	00CAR9993 /IN: IN1281976 NOV22 ACCR 11/30/22		75.97			6,867.86
05	11/30/2022	AC-000150	00CIR9999 /IN: 20642944116 NOV22 ACCR 11/30/22		1.81			6,869.67
05	11/30/2022	AC-000150	00CIR9999 /IN: 20642951908 NOV22 ACCR 11/30/22		1.81			6,871.48
05	11/30/2022	AC-000150	00PEN5891 /IN: 214698 NOV22 ACCR 11/30/22		22.53			6,894.01
05	11/30/2022	AC-000150	00TRO9999 /IN: 54523 NOV22 ACCR 11/30/22		7.55			6,901.56
05	11/30/2022	AC-000150	00TRO9999 /IN: 54524 NOV22 ACCR 11/30/22		7.18			6,908.74
06	12/1/2022	AC-000150	Reversal: 00ALL2084 /IN: 949851 NOV22 ACCR 11/30/22			271.10		6,637.64
06	12/1/2022	AC-000150	Reversal: 00ALL2084 /IN: 950345 NOV22 ACCR 11/30/22			344.27		6,293.37
06	12/1/2022	AC-000150	Reversal: 00ALL2084 /IN: 950954 NOV22 ACCR 11/30/22			191.79		6,101.58
06	12/1/2022	AC-000150	Reversal: 00ALL2084 /IN: 951684 NOV22 ACCR 11/30/22			303.83		5,797.75
06	12/1/2022	AC-000150	Reversal: 00CAR9993 /IN: IN1281976 NOV22 ACCR 11/30/22			75.97		5,721.78
06	12/1/2022	AC-000150	Reversal: 00CIR9999 /IN: 20642944116 NOV22 ACCR 11/30/22			1.81		5,719.97
06	12/1/2022	AC-000150	Reversal: 00CIR9999 /IN: 20642951908 NOV22 ACCR 11/30/22			1.81		5,718.16
06	12/1/2022	AC-000150	Reversal: 00PEN5891 /IN: 214698 NOV22 ACCR 11/30/22			22.53		5,695.63
06	12/1/2022	AC-000150	Reversal: 00TRO9999 /IN: 54523 NOV22 ACCR 11/30/22			7.55		5,688.08
06	12/1/2022	AC-000150	Reversal: 00TRO9999 /IN: 54524 NOV22 ACCR 11/30/22			7.18		5,680.90
06	12/5/2022	AP-003215	00ALL2084 /IN: 949851		271.10			5,952.00
06	12/5/2022	AP-003215	00ALL2084 /IN: 950345		344.27			6,296.27
06	12/5/2022	AP-003215	00ALL2084 /IN: 950954		191.79			6,488.06
06	12/5/2022	AP-003215	00ALL2084 /IN: 951684		303.83			6,791.89
06	12/5/2022	AP-003215	00CAR9993 /IN: IN1281976		75.97			6,867.86
06	12/5/2022	AP-003215	00CIR9999 /IN: 20642944116		1.81			6,869.67
06	12/5/2022	AP-003215	00CIR9999 /IN: 20642951908		1.81			6,871.48
06	12/5/2022	AP-003215	00PEN5891 /IN: 214698		22.53			6,894.01
06	12/5/2022	AP-003215	00TRO9999 /IN: 54523		7.55			6,901.56
06	12/5/2022	AP-003215	00TRO9999 /IN: 54524		7.18			6,908.74
06	12/12/2022	AP-003219	00CIR9999 /IN: 20642958640		1.45			6,910.19
06	12/12/2022	AP-003219	00LAN9999 /IN: 10698113		9.64			6,919.83
06	12/12/2022	AP-003219	00NAT9996 /IN: 2211367		47.50			6,967.33
06	12/26/2022	AP-003225	00CIR9999 /IN: 20642964597		1.81			6,969.14
06	12/26/2022	AP-003225	00EMP9999 /IN: 13394		20.38			6,989.52
06	12/26/2022	AP-003225	00WAI9999 /IN: D84ED580021		143.44			7,132.96
06	12/31/2022	AC-000152	AGH DEC22 ACCR 12/21/22		179.79			7,312.75
06	12/31/2022	AC-000152	EMPAC, Inc. DEC22 ACCR 01/01/23			20.38		7,292.37
06	12/31/2022	AC-000152	Pen Publishing Interactive, Inc DEC22 ACCR 12/22/22		23.47			7,315.84
06	12/31/2022	AC-000152	Tropical Designs DEC22 ACCR 12/25/22		7.48			7,323.32
06	12/31/2022	AC-000152	Tropical Designs DEC22 ACCR 12/25/22		7.86			7,331.18
07	1/1/2023	AC-000152	Reversal: AGH DEC22 ACCR 12/21/22			179.79		7,151.39
07	1/1/2023	AC-000152	Reversal: EMPAC, Inc. DEC22 ACCR 01/01/23		20.38			7,171.77
07	1/1/2023	AC-000152	Reversal: Pen Publishing Interactive, Inc DEC22 ACCR 12/22/22			23.47		7,148.30
07	1/1/2023	AC-000152	Reversal: Tropical Designs DEC22 ACCR 12/25/22			7.48		7,140.82
07	1/1/2023	AC-000152	Reversal: Tropical Designs DEC22 ACCR 12/25/22			7.86		7,132.96
07	1/9/2023	AP-003228	00ALL2084 /IN: 952230		179.79			7,312.75
07	1/9/2023	AP-003228	00PEN5891 /IN: 214976		23.47			7,336.22
07	1/9/2023	AP-003228	00TRO9999 /IN: 54735		7.86			7,344.08
07	1/9/2023	AP-003228	00TRO9999 /IN: 54736		7.48			7,351.56
07	1/16/2023	AP-003232	00HIN9999 /IN: 340624		336.50			7,688.06
07	1/30/2023	AP-003236	00ALL2084 /IN: 952691		192.52			7,880.58
07	1/30/2023	AP-003236	00PEN5891 /IN: 215199		23.57			7,904.15
07	1/31/2023	AC-000155	Roaster Joes Inc. JAN23 ACCR 01/30/23		0.74			7,904.89
07	1/31/2023	AC-000155	Roaster Joes Inc. JAN23 ACCR 01/24/23		3.70			7,908.59
07	1/31/2023	AC-000155	Tropical Designs JAN23 ACCR 01/25/23		7.51			7,916.10
07	1/31/2023	AC-000155	Tropical Designs JAN23 ACCR 01/25/23		7.89			7,923.99
08	2/1/2023	AC-000155	Reversal: Roaster Joes Inc. JAN23 ACCR 01/30/23			0.74		7,923.25
08	2/1/2023	AC-000155	Reversal: Roaster Joes Inc. JAN23 ACCR 01/24/23			3.70		7,919.55
08	2/1/2023	AC-000155	Reversal: Tropical Designs JAN23 ACCR 01/25/23			7.51		7,912.04

Funding Stream 87 - PATHWAYS HOME GRANT  
Detail Postings for Period 01 Thru 12 Ending 6/30/2023

Account Number/Description				Beginning Balance	Debit	Credit	Net Change	Ending Balance
Period	Date	Journal	Comments					
08	2/1/2023	AC-000155	Reversal: Tropical Designs JAN23 ACCR 01/25/23			7.89		7,904.15
08	2/6/2023	AP-003241	00CIR9999 /IN: 20642982555		3.70			7,907.85
08	2/6/2023	AP-003241	00CIR9999 /IN: 20642987092		0.74			7,908.59
08	2/6/2023	AP-003241	00TRO9999 /IN: 54944		7.89			7,916.48
08	2/6/2023	AP-003241	00TRO9999 /IN: 54945		7.51			7,923.99
08	2/13/2023	AP-003244	00CAR9993 /IN: IN1320389		106.00			8,029.99
08	2/13/2023	AP-003244	00COM3740 /IN: 20230125		520.00			8,549.99
08	2/20/2023	AP-003247	00CIR9999 /IN: 20642989439		1.85			8,551.84
08	2/27/2023	AP-003252	00ALL2084 /IN: 953405		401.49			8,953.33
08	2/27/2023	AP-003252	00PEN5891 /IN: 215442		24.35			8,977.68
08	2/28/2023	AC-000157	Roaster Joes Inc. FEB23 ACCR 02/27/23		1.48			8,979.16
08	2/28/2023	AC-000157	Tropical Designs FEB23 ACCR 02/25/23		7.51			8,986.67
08	2/28/2023	AC-000157	Tropical Designs FEB23 ACCR 02/25/23		7.89			8,994.56
09	3/1/2023	AC-000157	Reversal: Roaster Joes Inc. FEB23 ACCR 02/27/23			1.48		8,993.08
09	3/1/2023	AC-000157	Reversal: Tropical Designs FEB23 ACCR 02/25/23			7.51		8,985.57
09	3/1/2023	AC-000157	Reversal: Tropical Designs FEB23 ACCR 02/25/23			7.89		8,977.68
09	3/6/2023	AP-003253	00CIR9999 /IN: 20642996930		1.48			8,979.16
09	3/6/2023	AP-003253	00TRO9999 /IN: 55150		7.89			8,987.05
09	3/6/2023	AP-003253	00TRO9999 /IN: 55151		7.51			8,994.56
09	3/13/2023	AP-003258	00HIN9999 /IN: 343855		62.85			9,057.41
09	3/13/2023	AP-003258	00NAT9996 /IN: 2302384		50.00			9,107.41
09	3/20/2023	AP-003261	00CIR9999 /IN: 20643004065		1.85			9,109.26
09	3/20/2023	AP-003261	00WIP8449 /IN: 2176876		97.21			9,206.47
09	3/20/2023	AP-003261	00WIP8449 /IN: 2195746		145.82			9,352.29
09	3/27/2023	AP-003262	00CIR9999 /IN: 20643004065		1.85			9,354.14
09	3/27/2023	AP-003262	00WAI9999 /IN: D84ED580022		144.07			9,498.21
09	3/31/2023	AC-000158	AGH MAR23 ACCR 03/22/23		319.96			9,818.17
09	3/31/2023	AC-000158	International Paper MAR23 ACCR 03/16/23		8.84			9,827.01
09	3/31/2023	AC-000158	Pen Publishing Interactive, Inc MAR23 ACCR 03/22/23		23.60			9,850.61
09	3/31/2023	AC-000158	Roaster Joes Inc. MAR23 ACCR 03/27/23		2.22			9,852.83
09	3/31/2023	AC-000158	Tropical Designs MAR23 ACCR 03/25/23		7.51			9,860.34
09	3/31/2023	AC-000158	Tropical Designs MAR23 ACCR 03/25/23		7.89			9,868.23
10	4/1/2023	AC-000158	Reversal: AGH MAR23 ACCR 03/22/23			319.96		9,548.27
10	4/1/2023	AC-000158	Reversal: International Paper MAR23 ACCR 03/16/23			8.84		9,539.43
10	4/1/2023	AC-000158	Reversal: Pen Publishing Interactive, Inc MAR23 ACCR 03/22/23			23.60		9,515.83
10	4/1/2023	AC-000158	Reversal: Roaster Joes Inc. MAR23 ACCR 03/27/23			2.22		9,513.61
10	4/1/2023	AC-000158	Reversal: Tropical Designs MAR23 ACCR 03/25/23			7.51		9,506.10
10	4/1/2023	AC-000158	Reversal: Tropical Designs MAR23 ACCR 03/25/23			7.89		9,498.21
10	4/3/2023	AP-003265	00ALL2084 /IN: 953871		319.96			9,818.17
10	4/3/2023	AP-003265	00CIR9999 /IN: 20643010950		2.22			9,820.39
10	4/3/2023	AP-003265	00EMP9999 /IN: 13794		20.38			9,840.77
10	4/3/2023	AP-003265	00INT2805 /IN: 953456		8.84			9,849.61
10	4/3/2023	AP-003265	00PEN5891 /IN: 215728		23.60			9,873.21
10	4/3/2023	AP-003265	00TRO9999 /IN: 55348		7.89			9,881.10
10	4/3/2023	AP-003265	00TRO9999 /IN: 55349		7.51			9,888.61
10	4/10/2023	AP-003271	00COM3740 /IN: 20230327		1,050.00			10,938.61
10	4/10/2023	MC-000385	Roaster Joes Inc. 0000051646			1.85		10,936.76
10	4/17/2023	AP-003274	00CIR9999 /IN: 20643017189		1.99			10,938.75
10	4/30/2023	AC-000159	00ALL2084 /IN: 954321 APR23 ACCR 04/30/23		262.10			11,200.85
10	4/30/2023	AC-000159	00CIR9999 /IN: 20643024780 APR23 ACCR 04/30/23		2.39			11,203.24
10	4/30/2023	AC-000159	00PEN5891 /IN: 215956 APR23 ACCR 04/30/23		24.12			11,227.36
10	4/30/2023	AC-000159	00TRO9999 /IN: 55546 APR23 ACCR 04/30/23		7.87			11,235.23
10	4/30/2023	AC-000159	00TRO9999 /IN: 55547 APR23 ACCR 04/30/23		7.49			11,242.72
10	4/30/2023	AC-000159	MUS Pathway Indirects Correction APR23 ACCR 04/30/23			6,874.45		4,368.27
11	5/1/2023	AC-000159	Reversal: 00ALL2084 /IN: 954321 APR23 ACCR 04/30/23			262.10		4,106.17
11	5/1/2023	AC-000159	Reversal: 00CIR9999 /IN: 20643024780 APR23 ACCR 04/30/23			2.39		4,103.78
11	5/1/2023	AC-000159	Reversal: 00PEN5891 /IN: 215956 APR23 ACCR 04/30/23			24.12		4,079.66
11	5/1/2023	AC-000159	Reversal: 00TRO9999 /IN: 55546 APR23 ACCR 04/30/23			7.87		4,071.79
11	5/1/2023	AC-000159	Reversal: 00TRO9999 /IN: 55547 APR23 ACCR 04/30/23			7.49		4,064.30
11	5/1/2023	AC-000159	Reversal: MUS Pathway Indirects Correction APR23 ACCR 04/30/23		6,874.45			10,938.75
11	5/1/2023	AP-003280	00CIR9999 /IN: 20643024780		2.39			10,941.14

Funding Stream 87 - PATHWAYS HOME GRANT  
Detail Postings for Period 01 Thru 12 Ending 6/30/2023

Account Number/Description				Beginning Balance	Debit	Credit	Net Change	Ending Balance
Period	Date	Journal	Comments					
11	5/1/2023	AP-003280	00PEN5891 /IN: 215956		24.12			10,965.26
11	5/8/2023	AP-003283	00ALL2084 /IN: 954321		262.10			11,227.36
11	5/8/2023	AP-003283	00TRO9999 /IN: 55546		7.87			11,235.23
11	5/8/2023	AP-003283	00TRO9999 /IN: 55547		7.49			11,242.72
12	6/12/2023	AP-003297	00COM3740 /IN: 20230525		210.00			11,452.72
12	6/12/2023	AP-003297	00NAT9996 /IN: 2305403		47.50			11,500.22
				0.00	21,775.31	10,275.09	11,500.22	11,500.22
513-304-87 SECURITY:Prog Op's-PATHWAYS				0.00				
01	7/1/2022	AC-000141	Reversal: 00PRO9998 /IN: 145694065 JUN22 ACCR 06/30/22		17.05			17.05
01	7/18/2022	AP-003153	00PRO9998 /IN: 146125803		17.10			34.15
02	8/22/2022	AP-003168	00PRO9998 /IN: 146538069		17.10			51.25
03	9/26/2022	AP-003184	00PRO9998 /IN: 146927156		17.10			68.35
03	9/30/2022	AC-000148	ADT Commercial SEP22 ACCR 09/12/22		3.42			71.77
04	10/1/2022	AC-000148	Reversal: ADT Commercial SEP22 ACCR 09/12/22			3.42		68.35
04	10/3/2022	AP-003187	00PRO9998 /IN: 147165898		3.42			71.77
04	10/24/2022	AP-003198	00PRO9998 /IN: 147333207		17.10			88.87
05	11/30/2022	AC-000150	00PRO9998 /IN: 147768457 NOV22 ACCR 11/30/22		18.74			107.61
06	12/1/2022	AC-000150	Reversal: 00PRO9998 /IN: 147768457 NOV22 ACCR 11/30/22			18.74		88.87
06	12/5/2022	AP-003215	00PRO9998 /IN: 147768457		18.74			107.61
06	12/12/2022	AP-003219	00COM3740 /IN: 20221125		18.74			126.35
06	12/19/2022	AP-003222	00ALL9999 /IN: 13540252		47.29			173.64
06	12/19/2022	AP-003222	00PRO9998 /IN: 148157515		19.52			193.16
07	1/9/2023	AP-003228	00ALL9999 /IN: 13661207		47.29			240.45
07	1/31/2023	AC-000155	Allied Universal Security Services JAN23 ACCR 01/26/23		9.88			250.33
08	2/1/2023	AC-000155	Reversal: Allied Universal Security Services JAN23 ACCR 01/26/23			9.88		240.45
08	2/6/2023	AP-003241	00ALL9999 /IN: 13804489		59.11			299.56
08	2/6/2023	AP-003241	00ALL9999 /IN: 13832714		9.88			309.44
08	2/20/2023	AP-003247	00PRO9998 /IN: 149012039		19.60			329.04
08	2/28/2023	AC-000157	Allied Universal Security Services FEB23 ACCR 02/23/23		17.55			346.59
09	3/1/2023	AC-000157	Reversal: Allied Universal Security Services FEB23 ACCR 02/23/23			17.55		329.04
09	3/6/2023	AP-003253	00ALL9999 /IN: 13950472		17.55			346.59
09	3/6/2023	AP-003253	00ALL9999 /IN: 13953307		47.29			393.88
09	3/13/2023	AP-003258	00PRO9998 /IN: 149486673		19.60			413.48
10	4/3/2023	AP-003265	00ALL9999 /IN: 14042732		47.29			460.77
10	4/10/2023	AP-003271	00ALL9999 /IN: 14088280		22.11			482.88
10	4/10/2023	AP-003271	00PRO9998 /IN: 149896326		19.54			502.42
10	4/30/2023	AC-000159	00ALL9999 /IN: 14209055 APR23 ACCR 04/30/23		20.71			523.13
11	5/1/2023	AC-000159	Reversal: 00ALL9999 /IN: 14209055 APR23 ACCR 04/30/23			20.71		502.42
11	5/8/2023	AP-003283	00ALL9999 /IN: 14175928		66.58			569.00
11	5/8/2023	AP-003283	00ALL9999 /IN: 14209055		20.71			589.71
11	5/15/2023	AP-003284	00PRO9998 /IN: 150308835		19.54			609.25
11	5/31/2023	AC-000160	Allied Universal Security Services MAY23 ACCR 05/25/23		21.75			631.00
12	6/1/2023	AC-000160	Reversal: Allied Universal Security Services MAY23 ACCR 05/25/23			21.75		609.25
12	6/5/2023	AP-003294	00ALL9999 /IN: 14322617		21.75			631.00
12	6/19/2023	AP-003303	00ALL9999 /IN: 14290275		45.57			676.57
12	6/19/2023	AP-003303	00PRO9998 /IN: 150693511		19.26			695.83
12	6/30/2023	AC-000161	00ALL9999 /IN: 14290275 JUN23 ACCR 06/30/23			45.57		650.26
12	6/30/2023	AC-000161	00ALL9999 /IN: 14453613 JUN23 ACCR 06/30/23		12.31			662.57
12	6/30/2023	AC-000161	00PRO9998 /IN: 150693511 JUN23 ACCR 06/30/23			19.26		643.31
				0.00	800.19	156.88	643.31	643.31
514-204-87 CONFERENCE EXP:Operations-PATHWAYS				0.00				
10	4/10/2023	AP-003271	00COM3740 /IN: 20230327		937.83			937.83
				0.00	937.83	0.00	937.83	937.83
514-304-87 CONFERENCE EXP:Prog Op's-PATHWAYS				0.00				
01	7/1/2022	AC-000141	Reversal: 00COM3740 /IN: 20220627 JUN22 ACCR 06/30/22			1,747.98		1,747.98-
01	7/1/2022	AC-000141	Reversal: Mangrove Import - 07/15/2022 JUN22 ACCR 06/30/22			50.88		1,798.86-
01	7/7/2022	PR-000399	Mangrove Import - 07/15/2022		50.88			1,747.98-
01	7/18/2022	AP-003154	00COM3740 /IN: 20220627		1,747.98			0.00

Funding Stream 87 - PATHWAYS HOME GRANT  
Detail Postings for Period 01 Thru 12 Ending 6/30/2023

Account Number/Description				Beginning Balance	Debit	Credit	Net Change	Ending Balance
Period	Date	Journal	Comments					
07	1/16/2023	AP-003232	00COM3740 /IN: 20221226		386.20			386.20
07	1/16/2023	AP-003232	00SHE7777 /IN: 20221206		124.00			510.20
				0.00	2,309.06	1,798.86	510.20	510.20
516-304-87			IT SUPPLIES:Prog Op's-PATHWAYS	0.00				
09	3/13/2023	AP-003258	00COM3740 /IN: 20230227		72.91			72.91
10	4/30/2023	AC-000159	Q1 Use Tax APR23 ACCR 04/30/23		5.47			78.38
11	5/1/2023	AC-000159	Reversal: Q1 Use Tax APR23 ACCR 04/30/23			5.47		72.91
11	5/1/2023	GJ-003390	Q1 Use Tax		5.47			78.38
				0.00	83.85	5.47	78.38	78.38
517-304-87			IT LICENSES:Prog Op's-PATHWAYS	0.00				
05	11/21/2022	AP-003211	00HIG9999 /IN: 206223		375.17			375.17
06	12/19/2022	AP-003222	00HIG9999 /IN: 207843		602.72			977.89
08	2/13/2023	AP-003244	00COM3740 /IN: 20230125		32.49			1,010.38
09	3/13/2023	AP-003258	00COM3740 /IN: 20230227		200.99			1,211.37
09	3/13/2023	AP-003258	00SOL9999 /IN: 2022120		257.40			1,468.77
11	5/22/2023	AP-003288	00INS9999 /IN: 924921115		1,020.76			2,489.53
12	6/12/2023	AP-003297	00HIG9999 /IN: 218792		228.35			2,717.88
				0.00	2,717.88	0.00	2,717.88	2,717.88
518-304-87			IT CONTRACTS:Prog Op's-PATHWAYS	0.00				
06	12/19/2022	AP-003222	00HIG9999 /IN: 207818		31.22			31.22
07	1/9/2023	AP-003228	00HIG9999 /IN: 209272		32.51			63.73
07	1/23/2023	AP-003233	00NEC9999 /IN: 2547877		36.99			100.72
08	2/13/2023	AP-003244	00HIG9999 /IN: 211263		32.66			133.38
08	2/27/2023	AP-003252	00NEC9999 /IN: 2554170		36.99			170.37
09	3/13/2023	AP-003258	00HIG9999 /IN: 213275		32.66			203.03
09	3/13/2023	AP-003258	00HIG9999 /IN: 213307		2.92			205.95
09	3/20/2023	AP-003261	00HIG9999 /IN: 213866		17.50			223.45
09	3/31/2023	AC-000158	NEC Financial Services, LLC MAR23 ACCR 03/10/23		36.99			260.44
10	4/1/2023	AC-000158	Reversal: NEC Financial Services, LLC MAR23 ACCR 03/10/23			36.99		223.45
10	4/3/2023	AP-003265	00NEC9999 /IN: 2559866		36.99			260.44
10	4/17/2023	AP-003274	00HIG9999 /IN: 214932		32.56			293.00
10	4/30/2023	AC-000159	00HIG9999 /IN: 216409 APR23 ACCR 04/30/23		2.91			295.91
10	4/30/2023	AC-000159	00NEC9999 /IN: 2566661 APR23 ACCR 04/30/23		41.66			337.57
11	5/1/2023	AC-000159	Reversal: 00HIG9999 /IN: 216409 APR23 ACCR 04/30/23			2.91		334.66
11	5/1/2023	AC-000159	Reversal: 00NEC9999 /IN: 2566661 APR23 ACCR 04/30/23			41.66		293.00
11	5/1/2023	AP-003280	00NEC9999 /IN: 2566661		41.66			334.66
11	5/8/2023	AP-003283	00HIG9999 /IN: 216409		2.91			337.57
11	5/8/2023	AP-003283	00HIG9999 /IN: 216952		32.56			370.13
11	5/22/2023	AP-003288	00NEC9999 /IN: 2572226		41.66			411.79
12	6/12/2023	AP-003297	00HIG9999 /IN: 219099		29.43			441.22
12	6/30/2023	AC-000161	00WOR2092 /IN: 2578045 JUN23 ACCR 06/30/23		116.60			557.82
				0.00	639.38	81.56	557.82	557.82
520-304-87			DUES & SUBSCRIPTIONS:Prog Op's-PATHWAYS	0.00				
05	11/30/2022	AC-000150	00NON2583 /IN: 2815 NOV22 ACCR 11/30/22		23.23			23.23
06	12/1/2022	AC-000150	Reversal: 00NON2583 /IN: 2815 NOV22 ACCR 11/30/22			23.23		0.00
06	12/5/2022	AP-003215	00NON2583 /IN: 2815		23.23			23.23
06	12/12/2022	AP-003219	00ELD2318 /IN: 14198		15.10			38.33
06	12/26/2022	AP-003225	00ANDOVER /IN: 1259		12.10			50.43
06	12/31/2022	AC-000152	Greater Wichita Partnership Inc. DEC22 ACCR 12/21/22		483.93			534.36
07	1/1/2023	AC-000152	Reversal: Greater Wichita Partnership Inc. DEC22 ACCR 12/21/22			483.93		50.43
07	1/9/2023	AP-003228	00GRE9996 /IN: 2023100656		483.93			534.36
07	1/16/2023	AP-003232	00WINFIEL /IN: 2650		13.21			547.57
07	1/31/2023	AC-000155	Mulvane Chamber of Commerce JAN23 ACCR 01/01/23		12.15			559.72
08	2/1/2023	AC-000155	Reversal: Mulvane Chamber of Commerce JAN23 ACCR 01/01/23			12.15		547.57
08	2/6/2023	AP-003241	00MUL9999 /IN: 20230101		12.15			559.72
08	2/13/2023	AP-003244	00ELD2318 /IN: 14379		72.91			632.63
08	2/27/2023	AP-003252	00WIBA /IN: 55		32.81			665.44
09	3/13/2023	AP-003258	00WELLING /IN: 4699		4.86			670.30
10	4/17/2023	AP-003274	00DER5974 /IN: 27663		16.96			687.26

Funding Stream 87 - PATHWAYS HOME GRANT  
Detail Postings for Period 01 Thru 12 Ending 6/30/2023

Account Number/Description				Beginning Balance	Debit	Credit	Net Change	Ending Balance
Period	Date	Journal	Comments					
10	4/30/2023	AC-000159	00COM3740 /IN: 20230425 APR23 ACCR 04/30/23		2.61			689.87
11	5/1/2023	AC-000159	Reversal: 00COM3740 /IN: 20230425 APR23 ACCR 04/30/23			2.61		687.26
11	5/8/2023	AP-003283	00COM3740 /IN: 20230425		2.61			689.87
12	6/12/2023	AP-003297	00COM3740 /IN: 20230525		2.36			692.23
12	6/30/2023	AC-000161	00COM3740 /IN: 20230626 JUN23 ACCR 06/30/23		2.36			694.59
				0.00	1,216.51	521.92	694.59	694.59
525-304-87	EQUIPMENT:Prog Op's-PATHWAYS			0.00				
01	7/18/2022	AP-003153	00HIG9999 /IN: 197584		28.49			28.49
02	8/8/2022	AP-003164	00HIG9999 /IN: 198881		28.49			56.98
03	9/12/2022	AP-003176	00HIG9999 /IN: 201081		61.40			118.38
03	9/19/2022	AP-003181	00HIG9999 /IN: 201634		28.49			146.87
03	9/19/2022	AP-003181	00HIG9999 /IN: 202312		100.68			247.55
04	10/10/2022	AP-003190	00HIG9999 /IN: 203377		28.49			276.04
04	10/24/2022	AP-003198	00HIG9999 /IN: 201082		61.40			337.44
05	11/10/2022	AP-003208	00HIG9999 /IN: 205515		28.49			365.93
05	11/21/2022	AP-003211	00CIS9999 /IN: 78130665		155.18			521.11
06	12/26/2022	AP-003225	00CIS9999 /IN: 78443697		155.18			676.29
06	12/26/2022	AP-003225	00DEL4500 /IN: 78480906		44.90			721.19
07	1/16/2023	AP-003232	00CIS9999 /IN: 78666265		161.61			882.80
07	1/23/2023	AP-003233	00DEL4500 /IN: 78770669		44.90			927.70
08	2/20/2023	AP-003247	00CIS9999 /IN: 79018396		162.32			1,090.02
08	2/20/2023	AP-003247	00DEL4500 /IN: 78950653		44.90			1,134.92
09	3/13/2023	AP-003258	00COM3740 /IN: 20230227		52.25			1,187.17
09	3/27/2023	AP-003262	00CIS9999 /IN: 79306728		162.32			1,349.49
09	3/27/2023	AP-003262	00DEL4500 /IN: 79314871		44.90			1,394.39
10	4/24/2023	AP-003277	00CIS9999 /IN: 79568178		161.83			1,556.22
10	4/24/2023	AP-003277	00DEL4500 /IN: 79591532		50.58			1,606.80
11	5/22/2023	AP-003288	00DEL4500 /IN: 79860196		50.58			1,657.38
12	6/30/2023	AC-000161	00DEL4500 /IN: 80131599 JUN23 ACCR 06/30/23		23.08			1,680.46
				0.00	1,680.46	0.00	1,680.46	1,680.46
530-304-87	INDIRECT EXP:Prog Op's-PATHWAYS			0.00				
10	4/30/2023	AC-000159	MUS Pathway Indirects Correction APR23 ACCR 04/30/23		6,874.45			6,874.45
10	4/30/2023	AC-000159	MUS Pathway Indirects Correction APR23 ACCR 04/30/23		2,011.24			8,885.69
10	4/30/2023	AC-000159	MUS Pathway Indirects Correction APR23 ACCR 04/30/23		61.18			8,946.87
10	4/30/2023	AC-000159	MUS Pathway Indirects Correction APR23 ACCR 04/30/23		32.55			8,979.42
10	4/30/2023	AC-000159	MUS Pathway Indirects Correction APR23 ACCR 04/30/23		0.49			8,979.91
11	5/1/2023	AC-000159	Reversal: MUS Pathway Indirects Correction APR23 ACCR 04/30/23			6,874.45		2,105.46
11	5/1/2023	AC-000159	Reversal: MUS Pathway Indirects Correction APR23 ACCR 04/30/23			2,011.24		94.22
11	5/1/2023	AC-000159	Reversal: MUS Pathway Indirects Correction APR23 ACCR 04/30/23			61.18		33.04
11	5/1/2023	AC-000159	Reversal: MUS Pathway Indirects Correction APR23 ACCR 04/30/23			32.55		0.49
11	5/1/2023	AC-000159	Reversal: MUS Pathway Indirects Correction APR23 ACCR 04/30/23			0.49		0.00
11	5/22/2023	GJ-003409	Indirect Allocation IND 5/22 5/22/2023		164.40			164.40
11	5/29/2023	GJ-003402	Indirect Allocation IND 5/29 45075		265.35			429.75
11	5/29/2023	GJ-003402	Indirect Allocation IND 5/29 45075		266.89			696.64
11	5/31/2023	AC-000160	Indirect accrual MAY23 ACCR 05/31/23		512.06			1,208.70
11	5/31/2023	AC-000160	Indirect accrual MAY23 ACCR 05/31/23		891.14			2,099.84
11	5/31/2023	AC-000160	Indirect actual MAY23 ACCR 05/31/23		307.05			2,406.89
11	5/31/2023	AC-000160	Indirect actual MAY23 ACCR 05/31/23		468.58			2,875.47
11	5/31/2023	AC-000160	Indirect reversal MAY23 ACCR 05/31/23			266.89		2,608.58
11	5/31/2023	AC-000160	Indirect reversal MAY23 ACCR 05/31/23			265.35		2,343.23
11	5/31/2023	AC-000160	Indirect reversal MAY23 ACCR 05/31/23			164.40		2,178.83
12	6/1/2023	AC-000160	Reversal: Indirect accrual MAY23 ACCR 05/31/23			512.06		1,666.77
12	6/1/2023	AC-000160	Reversal: Indirect accrual MAY23 ACCR 05/31/23			891.14		775.63
12	6/1/2023	AC-000160	Reversal: Indirect actual MAY23 ACCR 05/31/23			307.05		468.58
12	6/1/2023	AC-000160	Reversal: Indirect actual MAY23 ACCR 05/31/23			468.58		0.00
12	6/1/2023	AC-000160	Reversal: Indirect reversal MAY23 ACCR 05/31/23		266.89			266.89
12	6/1/2023	AC-000160	Reversal: Indirect reversal MAY23 ACCR 05/31/23		265.35			532.24
12	6/1/2023	AC-000160	Reversal: Indirect reversal MAY23 ACCR 05/31/23		164.40			696.64
12	6/5/2023	GJ-003404	Indirect Allocation IND 6/5 6/5/2023		635.96			1,332.60

Funding Stream 87 - PATHWAYS HOME GRANT  
Detail Postings for Period 01 Thru 12 Ending 6/30/2023

Account Number/Description		Period	Date	Journal	Comments	Beginning Balance	Debit	Credit	Net Change	Ending Balance
12		6/5/2023	GJ-003404		Indirect Allocation IND 6/5 6/5/2023		285.97			1,618.57
12		6/12/2023	GJ-003412		Indirect Allocation IND 6/12 45089		296.43			1,915.00
12		6/12/2023	GJ-003412		Indirect Allocation IND 6/12 45089		307.27			2,222.27
12		6/19/2023	GJ-003416		Indirect Allocation IND 6/19 6/19/2023		123.44			2,345.71
12		6/19/2023	GJ-003416		Indirect Allocation IND 6/19 6/19/2023		97.28			2,442.99
12		6/26/2023	GJ-003421		Indirect Allocation IND 6/26 6/26/2023		424.30			2,867.29
12		6/26/2023	GJ-003421		Indirect Allocation IND 6/26 6/26/2023		322.52			3,189.81
12		6/30/2023	AC-000161		Indirect Allocation IND 5/31 05/31/23 JUN23 ACCR 06/30/23		41.70			3,231.51
12		6/30/2023	AC-000161		Indirect Allocation IND 5/31 05/31/23 JUN23 ACCR 06/30/23		37.29			3,268.80
12		6/30/2023	AC-000161		Indirect Allocation IND 7/13 45120 JUN23 ACCR 06/30/23		456.72			3,725.52
12		6/30/2023	AC-000161		Indirect Allocation IND 7/13 45120 JUN23 ACCR 06/30/23		413.75			4,139.27
12		6/30/2023	AC-000161		June indirect accrual allocation JUN23 ACCR 06/30/23		683.64			4,822.91
12		6/30/2023	AC-000161		June indirect accrual allocation JUN23 ACCR 06/30/23		2,217.27			7,040.18
						0.00	18,895.56	11,855.38	7,040.18	7,040.18
540-304-87					INSURANCE:Prog Op's-PATHWAYS	0.00				
01		7/18/2022	AP-003153		00CNA9999 /IN: 20220630		4.24			4.24
01		7/18/2022	AP-003153		00CNA9999 /IN: 20220630		8.29			12.53
01		7/18/2022	AP-003153		00CNA9999 /IN: 20220630		28.62			41.15
01		7/31/2022	AC-000145		The Hartford JUL22 ACCR 07/25/22		28.30			69.45
02		8/1/2022	AC-000145		Reversal: The Hartford JUL22 ACCR 07/25/22			28.30		41.15
02		8/8/2022	AP-003164		00THE2354 /IN: 11271147		28.30			69.45
02		8/15/2022	AP-003166		00COM3740 /IN: 20220725		28.30			97.75
02		8/31/2022	AC-000146		The Hartford AUG22 ACCR 08/23/22		28.30			126.05
02		8/31/2022	AC-000146		West Bend Mutual Insurance Company AUG22 ACCR 08/25/22		265.08			391.13
03		9/1/2022	AC-000146		Reversal: The Hartford AUG22 ACCR 08/23/22			28.30		362.83
03		9/1/2022	AC-000146		Reversal: West Bend Mutual Insurance Company AUG22 ACCR 08/25/22			265.08		97.75
03		9/5/2022	AP-003173		00THE2354 /IN: 20220823		28.30			126.05
03		9/5/2022	AP-003173		00WES9998 /IN: 20220825		265.08			391.13
03		9/30/2022	AC-000148		The Hartford SEP22 ACCR 09/23/22		28.30			419.43
04		10/1/2022	AC-000148		Reversal: The Hartford SEP22 ACCR 09/23/22			28.30		391.13
04		10/3/2022	AP-003187		00THE2354 /IN: 20220923 October Accrual		28.30			419.43
04		10/31/2022	AP-003201		00THE2354 /IN: 20221024		28.30			447.73
06		12/12/2022	AP-003219		00WES9998 /IN: 20221124		290.50			738.23
08		2/20/2023	AP-003247		00WOR2092 /IN: 20230123		35.19			773.42
08		2/28/2023	AC-000157		The Hartford FEB23 ACCR 02/23/23		35.19			808.61
08		2/28/2023	AC-000157		West Bend Mutual Insurance Company FEB23 ACCR 02/22/23		302.54			1,111.15
09		3/1/2023	AC-000157		Reversal: The Hartford FEB23 ACCR 02/23/23			35.19		1,075.96
09		3/1/2023	AC-000157		Reversal: West Bend Mutual Insurance Company FEB23 ACCR 02/22/23			302.54		773.42
09		3/6/2023	AP-003253		00THE2354 /IN: 20230223		35.19			808.61
09		3/6/2023	AP-003253		00WES9998 /IN: 20230222		302.54			1,111.15
09		3/31/2023	AC-000158		The Hartford MAR23 ACCR 03/23/23		35.19			1,146.34
10		4/1/2023	AC-000158		Reversal: The Hartford MAR23 ACCR 03/23/23			35.19		1,111.15
10		4/3/2023	AP-003265		00THE2354 /IN: 20230323		35.19			1,146.34
10		4/30/2023	AC-000159		00THE2354 /IN: 20230424 APR23 ACCR 04/30/23		34.22			1,180.56
10		4/30/2023	AC-000159		MUS Pathway Indirects Correction APR23 ACCR 04/30/23			2,011.24		830.68-
11		5/1/2023	AC-000159		Reversal: 00THE2354 /IN: 20230424 APR23 ACCR 04/30/23			34.22		864.90-
11		5/1/2023	AC-000159		Reversal: MUS Pathway Indirects Correction APR23 ACCR 04/30/23		2,011.24			1,146.34
11		5/1/2023	AP-003280		00THE2354 /IN: 20230424		34.22			1,180.56
						0.00	3,948.92	2,768.36	1,180.56	1,180.56
552-304-87					OUTREACH:Prog Op's-PATHWAYS	0.00				
03		9/12/2022	AP-003176		00COM3740 /IN: 20220825		24.93			24.93
07		1/31/2023	AC-000155		Wellington Area Chamber of Commerce and CVB JAN23 ACCR 01/30/23		3.65			28.58
08		2/1/2023	AC-000155		Reversal: Wellington Area Chamber of Commerce and CVB JAN23 ACCR 01/30/23			3.65		24.93
08		2/6/2023	AP-003241		00WELLING /IN: 4609		3.65			28.58
08		2/13/2023	AP-003244		00COM3740 /IN: 20230125		14.95			43.53
10		4/30/2023	AC-000159		00COM3740 /IN: 20230425 APR23 ACCR 04/30/23		11.62			55.15
11		5/1/2023	AC-000159		Reversal: 00COM3740 /IN: 20230425 APR23 ACCR 04/30/23			11.62		43.53



Funding Stream 87 - PATHWAYS HOME GRANT  
Detail Postings for Period 01 Thru 12 Ending 6/30/2023

Account Number/Description				Beginning Balance	Debit	Credit	Net Change	Ending Balance
Period	Date	Journal	Comments					
11	5/8/2023	AP-003283	00COM3740 /IN: 20230425		11.62			55.15
				0.00	70.42	15.27	55.15	55.15
555-304-87			OFFICE SUPPLIES:Prog Op's-PATHWAYS	0.00				
01	7/1/2022	AC-000141	Reversal: 00COM3740 /IN: 20220627 JUN22 ACCR 06/30/22			39.47		39.47-
01	7/1/2022	AC-000141	Reversal: 00PRA9999 /IN: 1402963 JUN22 ACCR 06/30/22			5.31		44.78-
01	7/1/2022	AC-000141	Reversal: 00WOR2092 /IN: 20220625 JUN22 ACCR 06/30/22			3.15		47.93-
01	7/14/2022	AP-003146	00PRA9999 /IN: 1402963		5.31			42.62-
01	7/18/2022	AP-003154	00COM3740 /IN: 20220627		39.47			3.15-
01	7/18/2022	AP-003154	00WOR2092 /IN: 20220625		3.15			0.00
01	7/31/2022	AC-000145	PrairieFire Coffee Roasters JUL22 ACCR 07/18/22		1.94			1.94
01	7/31/2022	AC-000145	Workforce Alliance JUL22 ACCR 07/25/22		1.65			3.59
02	8/1/2022	AC-000145	Reversal: PrairieFire Coffee Roasters JUL22 ACCR 07/18/22			1.94		1.65
02	8/1/2022	AC-000145	Reversal: Workforce Alliance JUL22 ACCR 07/25/22			1.65		0.00
02	8/1/2022	AP-003160	00PRA9999 /IN: 1201056822		1.94			1.94
02	8/8/2022	AP-003164	00WOR2092 /IN: 20220725		1.65			3.59
02	8/15/2022	AP-003166	00COM3740 /IN: 20220725		4.22			7.81
02	8/22/2022	AP-003168	00PRA9999 /IN: 1413525		1.43			9.24
03	9/12/2022	AP-003176	00COM3740 /IN: 20220825		40.94			50.18
03	9/12/2022	AP-003176	00COM3740 /IN: 20220825		47.22			97.40
03	9/12/2022	AP-003176	00PRA9999 /IN: 1417157		1.43			98.83
03	9/12/2022	AP-003176	00PRA9999 /IN: 1420688		1.43			100.26
03	9/12/2022	AP-003176	00ROB8803 /IN: 588835		20.41			120.67
03	9/12/2022	AP-003176	00WOR2092 /IN: 20220825		2.49			123.16
03	9/26/2022	AP-003184	00PRA9999 /IN: 1424236		1.43			124.59
03	9/30/2022	AC-000148	PrairieFire Coffee Roasters SEP22 ACCR 09/27/22		1.43			126.02
03	9/30/2022	AC-000148	PrairieFire Coffee Roasters SEP22 ACCR 09/26/22		5.32			131.34
04	10/1/2022	AC-000148	Reversal: PrairieFire Coffee Roasters SEP22 ACCR 09/27/22			1.43		129.91
04	10/1/2022	AC-000148	Reversal: PrairieFire Coffee Roasters SEP22 ACCR 09/26/22			5.32		124.59
04	10/3/2022	AP-003187	00PRA9999 /IN: 1427766		5.32			129.91
04	10/3/2022	AP-003187	00PRA9999 /IN: 1428175		1.43			131.34
04	10/10/2022	AP-003190	00WOR2092 /IN: 20220925		13.27			144.61
04	10/17/2022	AP-003194	00COM3740 /IN: 20220926		1.18			145.79
05	11/10/2022	AP-003208	00WOR2092 /IN: 20221025		3.60			149.39
05	11/30/2022	AC-000150	00PRA9999 /IN: 1438446 NOV22 ACCR 11/30/22		1.57			150.96
06	12/1/2022	AC-000150	Reversal: 00PRA9999 /IN: 1438446 NOV22 ACCR 11/30/22			1.57		149.39
06	12/5/2022	AP-003215	00PRA9999 /IN: 1438446		1.57			150.96
06	12/12/2022	AP-003219	00COM3740 /IN: 20221125		13.59			164.55
06	12/12/2022	AP-003219	00PRA9999 /IN: 1442277		2.99			167.54
06	12/12/2022	AP-003219	00WOR2092 /IN: 20221125		19.47			187.01
06	12/26/2022	AP-003225	00PRA9999 /IN: 1445423		1.57			188.58
06	12/31/2022	AC-000152	PrairieFire Coffee Roasters DEC22 ACCR 12/19/22		4.41			192.99
07	1/1/2023	AC-000152	Reversal: PrairieFire Coffee Roasters DEC22 ACCR 12/19/22			4.41		188.58
07	1/9/2023	AP-003228	00PRA9999 /IN: 1301114723		1.57			190.15
07	1/9/2023	AP-003228	00PRA9999 /IN: 1449076		4.41			194.56
07	1/16/2023	AP-003232	00COM3740 /IN: 20221226		47.81			242.37
07	1/16/2023	AP-003232	00COM3740 /IN: 20221226		91.12			333.49
07	1/16/2023	AP-003232	00WOR2092 /IN: 20221225		17.61			351.10
07	1/31/2023	AC-000155	PrairieFire Coffee Roasters JAN23 ACCR 01/30/23		3.06			354.16
07	1/31/2023	AC-000155	Roberts Hutch-Line, Inc. JAN23 ACCR 01/24/23		25.49			379.65
07	1/31/2023	AC-000155	Workforce Alliance JAN23 ACCR 01/25/23		5.50			385.15
08	2/1/2023	AC-000155	Reversal: PrairieFire Coffee Roasters JAN23 ACCR 01/30/23			3.06		382.09
08	2/1/2023	AC-000155	Reversal: Roberts Hutch-Line, Inc. JAN23 ACCR 01/24/23			25.49		356.60
08	2/1/2023	AC-000155	Reversal: Workforce Alliance JAN23 ACCR 01/25/23			5.50		351.10
08	2/6/2023	AP-003241	00PRA9999 /IN: 1459658		3.06			354.16
08	2/6/2023	AP-003241	00ROB8803 /IN: 599242		25.49			379.65
08	2/6/2023	AP-003241	00WOR2092 /IN: 20230125		5.50			385.15
08	2/13/2023	AP-003244	00COM3740 /IN: 20230125		10.54			395.69
08	2/20/2023	AP-003247	00PRA9999 /IN: 1463695		1.61			397.30
08	2/27/2023	AP-003252	00PRA9999 /IN: 1463301		1.61			398.91

Funding Stream 87 - PATHWAYS HOME GRANT  
Detail Postings for Period 01 Thru 12 Ending 6/30/2023

Account Number/Description				Beginning Balance	Debit	Credit	Net Change	Ending Balance
Period	Date	Journal	Comments					
09	3/13/2023	AP-003258	00COM3740 /IN: 20230227		13.92			412.83
09	3/20/2023	AP-003261	00PRA9999 /IN: 1466785		5.96			418.79
09	3/20/2023	AP-003261	00WOR2092 /IN: 20230225		18.97			437.76
10	4/10/2023	AP-003271	00COM3740 /IN: 20230327		54.75			492.51
10	4/10/2023	AP-003271	00PRA9999 /IN: 1473921		1.60			494.11
10	4/10/2023	AP-003271	00WOR2092 /IN: 20230325		6.91			501.02
10	4/24/2023	AP-003277	00PRA9999 /IN: 1477545		1.60			502.62
10	4/30/2023	AC-000159	00COM3740 /IN: 20230425 APR23 ACCR 04/30/23		33.99			536.61
10	4/30/2023	AC-000159	00PRA9999 /IN: 1481029 APR23 ACCR 04/30/23		1.60			538.21
10	4/30/2023	AC-000159	MUS Pathway Indirects Correction APR23 ACCR 04/30/23			61.18		477.03
11	5/1/2023	AC-000159	Reversal: 00COM3740 /IN: 20230425 APR23 ACCR 04/30/23			33.99		443.04
11	5/1/2023	AC-000159	Reversal: 00PRA9999 /IN: 1481029 APR23 ACCR 04/30/23			1.60		441.44
11	5/1/2023	AC-000159	Reversal: MUS Pathway Indirects Correction APR23 ACCR 04/30/23		61.18			502.62
11	5/8/2023	AP-003283	00COM3740 /IN: 20230425		33.99			536.61
11	5/8/2023	AP-003283	00PRA9999 /IN: 1481029		1.60			538.21
11	5/15/2023	AP-003284	00WOR2092 /IN: 20230425		24.08			562.29
12	6/12/2023	AP-003297	00COM3740 /IN: 20230525		0.04			562.33
				0.00	757.40	195.07	562.33	562.33
560-304-87 MEETING EXP:Prog Op's-PATHWAYS				0.00				
01	7/1/2022	AC-000141	Reversal: 00COM3740 /IN: 20220627 JUN22 ACCR 06/30/22			2.72		2.72
01	7/18/2022	AP-003154	00COM3740 /IN: 20220627		2.72			0.00
02	8/15/2022	AP-003166	00COM3740 /IN: 20220725		2.73			2.73
03	9/12/2022	AP-003176	00COM3740 /IN: 20220825		2.73			5.46
04	10/17/2022	AP-003194	00COM3740 /IN: 20220926		2.73			8.19
05	11/10/2022	AP-003208	00COM3740 /IN: 20221025		2.73			10.92
05	11/10/2022	AP-003208	00COM3740 /IN: 20221025		16.11			27.03
06	12/12/2022	AP-003219	00COM3740 /IN: 20221125		2.99			30.02
06	12/12/2022	AP-003219	00COM3740 /IN: 20221125		16.11			46.13
07	1/16/2023	AP-003232	00COM3740 /IN: 20221226		37.27			83.40
07	1/16/2023	AP-003232	00COM3740 /IN: 20221226		16.11			99.51
08	2/13/2023	AP-003244	00COM3740 /IN: 20230125		3.13			102.64
08	2/13/2023	AP-003244	00COM3740 /IN: 20230125		16.11			118.75
09	3/13/2023	AP-003258	00COM3740 /IN: 20230227		2.35			121.10
09	3/13/2023	AP-003258	00COM3740 /IN: 20230227		16.11			137.21
10	4/10/2023	AP-003271	00COM3740 /IN: 20230327		2.39			139.60
10	4/10/2023	AP-003271	00COM3740 /IN: 20230327		17.19			156.79
10	4/30/2023	AC-000159	00COM3740 /IN: 20230425 APR23 ACCR 04/30/23		2.50			159.29
10	4/30/2023	AC-000159	00COM3740 /IN: 20230425 APR23 ACCR 04/30/23		17.19			176.48
11	5/1/2023	AC-000159	Reversal: 00COM3740 /IN: 20230425 APR23 ACCR 04/30/23			2.50		173.98
11	5/1/2023	AC-000159	Reversal: 00COM3740 /IN: 20230425 APR23 ACCR 04/30/23			17.19		156.79
11	5/8/2023	AP-003283	00COM3740 /IN: 20230425		2.50			159.29
11	5/8/2023	AP-003283	00COM3740 /IN: 20230425		17.19			176.48
12	6/12/2023	AP-003297	00COM3740 /IN: 20230525		82.20			258.68
12	6/12/2023	AP-003297	00COM3740 /IN: 20230525		17.19			275.87
12	6/30/2023	AC-000161	00COM3740 /IN: 20230626 JUN23 ACCR 06/30/23		2.26			278.13
12	6/30/2023	AC-000161	00COM3740 /IN: 20230626 JUN23 ACCR 06/30/23		17.19			295.32
				0.00	317.73	22.41	295.32	295.32
572-304-87 POSTAGE:Prog Op's-PATHWAYS				0.00				
01	7/1/2022	AC-000141	Reversal: 00COM3740 /IN: 20220627 JUN22 ACCR 06/30/22			1.82		1.82
01	7/18/2022	AP-003154	00COM3740 /IN: 20220627		1.82			0.00
02	8/15/2022	AP-003166	00COM3740 /IN: 20220725		0.76			0.76
03	9/12/2022	AP-003176	00COM3740 /IN: 20220825		0.76			1.52
04	10/17/2022	AP-003194	00COM3740 /IN: 20220926		0.76			2.28
05	11/10/2022	AP-003208	00COM3740 /IN: 20221025		0.76			3.04
06	12/12/2022	AP-003219	00COM3740 /IN: 20221125		1.83			4.87
07	1/16/2023	AP-003232	00COM3740 /IN: 20221226		2.50			7.37
08	2/13/2023	AP-003244	00COM3740 /IN: 20230125		0.87			8.24
09	3/13/2023	AP-003258	00COM3740 /IN: 20230227		2.99			11.23
10	4/10/2023	AP-003271	00COM3740 /IN: 20230327		2.20			13.43
10	4/30/2023	AC-000159	00COM3740 /IN: 20230425 APR23 ACCR 04/30/23		2.33			15.76

Funding Stream 87 - PATHWAYS HOME GRANT  
Detail Postings for Period 01 Thru 12 Ending 6/30/2023

Account Number/Description				Beginning Balance	Debit	Credit	Net Change	Ending Balance
Period	Date	Journal	Comments					
10	4/30/2023	AC-000159	MUS Pathway Indirects Correction APR23 ACCR 04/30/23			32.55		16.79-
11	5/1/2023	AC-000159	Reversal: 00COM3740 /IN: 20230425 APR23 ACCR 04/30/23			2.33		19.12-
11	5/1/2023	AC-000159	Reversal: MUS Pathway Indirects Correction APR23 ACCR 04/30/23		32.55			13.43
11	5/8/2023	AP-003283	00COM3740 /IN: 20230425		2.33			15.76
				<u>0.00</u>	<u>52.46</u>	<u>36.70</u>	<u>15.76</u>	<u>15.76</u>
576-304-87			RENT:Prog Op's-PATHWAYS	0.00				
06	12/26/2022	AP-003225	00NEW0100 /IN: 20230101		450.74			450.74
06	12/31/2022	AC-000152	New Leaf Plaza, LLC DEC22 ACCR 01/01/23			450.74		0.00
07	1/1/2023	AC-000152	Reversal: New Leaf Plaza, LLC DEC22 ACCR 01/01/23		450.74			450.74
07	1/30/2023	AP-003236	00NEW0100 /IN: 20230201		450.74			901.48
07	1/31/2023	AC-000155	New Leaf Plaza, LLC JAN23 ACCR 02/01/23			450.74		450.74
08	2/1/2023	AC-000155	Reversal: New Leaf Plaza, LLC JAN23 ACCR 02/01/23		450.74			901.48
08	2/27/2023	AP-003252	00NEW0100 /IN: 20230301		450.74			1,352.22
08	2/28/2023	AC-000157	New Leaf Plaza, LLC FEB23 ACCR 03/01/23			450.74		901.48
09	3/1/2023	AC-000157	Reversal: New Leaf Plaza, LLC FEB23 ACCR 03/01/23		450.74			1,352.22
09	3/27/2023	AP-003262	00NEW0100 /IN: 20230401		450.74			1,802.96
09	3/31/2023	AC-000158	New Leaf Plaza, LLC MAR23 ACCR 04/01/23			450.74		1,352.22
10	4/1/2023	AC-000158	Reversal: New Leaf Plaza, LLC MAR23 ACCR 04/01/23		450.74			1,802.96
11	5/1/2023	AP-003280	00NEW0100 /IN: 20230501		507.70			2,310.66
11	5/29/2023	AP-003291	00NEW0100 /IN: 20230601		507.70			2,818.36
11	5/31/2023	AC-000160	New Leaf Plaza, LLC MAY23 ACCR 06/01/23			507.70		2,310.66
12	6/1/2023	AC-000160	Reversal: New Leaf Plaza, LLC MAY23 ACCR 06/01/23		507.70			2,818.36
12	6/19/2023	AP-003303	00NEW0100 /IN: 20230701		989.08			3,807.44
12	6/30/2023	AC-000161	00NEW0100 /IN: 172 JUN23 ACCR 06/30/23		558.87			4,366.31
12	6/30/2023	AC-000161	00NEW0100 /IN: 20230701 JUN23 ACCR 06/30/23			989.08		3,377.23
				<u>0.00</u>	<u>6,676.97</u>	<u>3,299.74</u>	<u>3,377.23</u>	<u>3,377.23</u>
577-304-87			UTILITIES:Prog Op's-PATHWAYS	0.00				
01	7/1/2022	AC-000141	Reversal: 00VER3921 /IN: 9908976593 JUN22 ACCR 06/30/22			53.29		53.29-
01	7/7/2022	AP-003147	00SUM8833 /IN: 20220620		3.76			49.53-
01	7/14/2022	AP-003146	00VER3921 /IN: 9908976593		53.29			3.76
01	7/18/2022	AP-003153	00COX /IN: 20220626		39.28			43.04
01	7/31/2022	AC-000145	Sumner Communications, Inc. JUL22 ACCR 07/18/22		3.91			46.95
01	7/31/2022	AC-000145	Verizon JUL22 ACCR 07/16/22		53.65			100.60
02	8/1/2022	AC-000145	Reversal: Sumner Communications, Inc. JUL22 ACCR 07/18/22			3.91		96.69
02	8/1/2022	AC-000145	Reversal: Verizon JUL22 ACCR 07/16/22			53.65		43.04
02	8/1/2022	AP-003160	00VER3921 /IN: 9911293521		53.65			96.69
02	8/8/2022	AP-003164	00SUM8833 /IN: 20220718		3.91			100.60
02	8/15/2022	AP-003166	00COM3740 /IN: 20220725		3.75			104.35
02	8/15/2022	AP-003166	00COX /IN: 20220729		37.96			142.31
02	8/22/2022	AP-003168	00CEN9997 /IN: 20220806		6.75			149.06
02	8/31/2022	AC-000146	Sumner Communications, Inc. AUG22 ACCR 08/18/22		3.91			152.97
02	8/31/2022	AC-000146	Verizon AUG22 ACCR 08/16/22		134.83			287.80
03	9/1/2022	AC-000146	Reversal: Sumner Communications, Inc. AUG22 ACCR 08/18/22			3.91		283.89
03	9/1/2022	AC-000146	Reversal: Verizon AUG22 ACCR 08/16/22			134.83		149.06
03	9/5/2022	AP-003173	00SUM8833 /IN: 20220818		3.91			152.97
03	9/5/2022	AP-003173	00VER3921 /IN: 9913623506		134.83			287.80
03	9/12/2022	AP-003176	00COX /IN: 20220828		38.01			325.81
03	9/30/2022	AC-000148	Sumner Communications, Inc. SEP22 ACCR 09/22/22		3.91			329.72
03	9/30/2022	AC-000148	Verizon SEP22 ACCR 09/16/22		134.83			464.55
04	10/1/2022	AC-000148	Reversal: Sumner Communications, Inc. SEP22 ACCR 09/22/22			3.91		460.64
04	10/1/2022	AC-000148	Reversal: Verizon SEP22 ACCR 09/16/22			134.83		325.81
04	10/3/2022	AP-003187	00SUM8833 /IN: 20220922 October Accrual		3.91			329.72
04	10/3/2022	AP-003187	00VER3921 /IN: 9915972967		134.83			464.55
04	10/10/2022	AP-003190	00COX /IN: 20220928		37.32			501.87
04	10/31/2022	AP-003201	00SUM8833 /IN: 20221022		2.96			504.83
04	10/31/2022	AP-003201	00VER3921 /IN: 9918341456		172.73			677.56
05	11/10/2022	AP-003208	00COX /IN: 20221028		37.22			714.78
05	11/30/2022	AC-000150	00SUM8833 /IN: 20221122 NOV22 ACCR 11/30/22		5.17			719.95
05	11/30/2022	AC-000150	00VER3921 /IN: 9920725846 NOV22 ACCR 11/30/22		368.11			1,088.06

Funding Stream 87 - PATHWAYS HOME GRANT  
Detail Postings for Period 01 Thru 12 Ending 6/30/2023

Account Number/Description		Period	Date	Journal	Comments	Beginning Balance	Debit	Credit	Net Change	Ending Balance
06		12/1/2022	AC-000150		Reversal: 00SUM8833 /IN: 20221122 NOV22 ACCR 1/30/22			5.17		1,082.89
06		12/1/2022	AC-000150		Reversal: 00VER3921 /IN: 9920725846 NOV22 ACCR 1/30/22			368.11		714.78
06		12/5/2022	AP-003215		00SUM8833 /IN: 20221122		5.17			719.95
06		12/5/2022	AP-003215		00VER3921 /IN: 9920725846		368.11			1,088.06
06		12/12/2022	AP-003219		00COM3740 /IN: 20221125		0.46			1,088.52
06		12/12/2022	AP-003219		00COX /IN: 20221127		40.96			1,129.48
06		12/31/2022	AC-000152		USA Communications DEC22 ACCR 12/28/22		4.39			1,133.87
06		12/31/2022	AC-000152		Verizon DEC22 ACCR 12/16/22		234.15			1,368.02
07		1/1/2023	AC-000152		Reversal: USA Communications DEC22 ACCR 12/28/22			4.39		1,363.63
07		1/1/2023	AC-000152		Reversal: Verizon DEC22 ACCR 12/16/22			234.15		1,129.48
07		1/9/2023	AP-003228		00USA1057 /IN: 20221228		4.39			1,133.87
07		1/9/2023	AP-003228		00VER3921 /IN: 9923107689		234.15			1,368.02
07		1/16/2023	AP-003232		00COM3740 /IN: 20221226		0.46			1,368.48
07		1/16/2023	AP-003232		00COX /IN: 20221229		43.27			1,411.75
07		1/16/2023	AP-003232		00LEV9999 /IN: 624180397		77.31			1,489.06
07		1/23/2023	AP-003233		00LEV9999 /IN: 624424288		5.64			1,494.70
07		1/30/2023	AP-003236		00VER3921 /IN: 9925485805		236.45			1,731.15
07		1/31/2023	AC-000155		USA Communications JAN23 ACCR 01/25/23		4.47			1,735.62
08		2/1/2023	AC-000155		Reversal: USA Communications JAN23 ACCR 01/25/23			4.47		1,731.15
08		2/6/2023	AP-003241		00USA1057 /IN: 20230125		4.47			1,735.62
08		2/13/2023	AP-003244		00COM3740 /IN: 20230125		0.48			1,736.10
08		2/13/2023	AP-003244		00COX /IN: 20230128		43.86			1,779.96
08		2/13/2023	AP-003244		00LEV9999 /IN: 628198608		77.37			1,857.33
08		2/20/2023	AP-003247		00LEV9999 /IN: 628607103		5.64			1,862.97
08		2/28/2023	AC-000157		USA Communications FEB23 ACCR 02/23/23		4.47			1,867.44
08		2/28/2023	AC-000157		Verizon FEB23 ACCR 02/16/23		236.45			2,103.89
09		3/1/2023	AC-000157		Reversal: USA Communications FEB23 ACCR 02/23/23			4.47		2,099.42
09		3/1/2023	AC-000157		Reversal: Verizon FEB23 ACCR 02/16/23			236.45		1,862.97
09		3/6/2023	AP-003253		00USA1057 /IN: 20230223		4.47			1,867.44
09		3/6/2023	AP-003253		00VER3921 /IN: 9927866141		236.45			2,103.89
09		3/13/2023	AP-003258		00COM3740 /IN: 20230227		0.97			2,104.86
09		3/13/2023	AP-003258		00COX /IN: 20230226		52.65			2,157.51
09		3/13/2023	AP-003258		00LEV9999 /IN: 632197883		77.45			2,234.96
09		3/20/2023	AP-003261		00LEV9999 /IN: 632598510		5.64			2,240.60
09		3/31/2023	AC-000158		USA Communications MAR23 ACCR 03/27/23		4.47			2,245.07
09		3/31/2023	AC-000158		Verizon MAR23 ACCR 02/16/23			236.45		2,008.62
09		3/31/2023	AC-000158		Verizon MAR23 ACCR 02/16/23		707.21			2,715.83
09		3/31/2023	AC-000158		Verizon MAR23 ACCR 03/16/23		1,376.98			4,092.81
10		4/1/2023	AC-000158		Reversal: USA Communications MAR23 ACCR 03/27/23			4.47		4,088.34
10		4/1/2023	AC-000158		Reversal: Verizon MAR23 ACCR 02/16/23		236.45			4,324.79
10		4/1/2023	AC-000158		Reversal: Verizon MAR23 ACCR 02/16/23			707.21		3,617.58
10		4/1/2023	AC-000158		Reversal: Verizon MAR23 ACCR 03/16/23			1,376.98		2,240.60
10		4/3/2023	AP-003265		00USA1057 /IN: 20230327		4.47			2,245.07
10		4/3/2023	AP-003265		00VER3921 /IN: 9927866141			236.45		2,008.62
10		4/3/2023	AP-003265		00VER3921 /IN: 9927866141		707.21			2,715.83
10		4/3/2023	AP-003265		00VER3921 /IN: 9930269724		1,376.98			4,092.81
10		4/10/2023	AP-003271		00COM3740 /IN: 20230327		5.42			4,098.23
10		4/10/2023	AP-003271		00COX /IN: 20230329		43.69			4,141.92
10		4/17/2023	AP-003274		00LEV9999 /IN: 636063575		85.88			4,227.80
10		4/24/2023	AP-003277		00LEV9999 /IN: 636451758		6.35			4,234.15
10		4/30/2023	AC-000159		00COM3740 /IN: 20230425 APR23 ACCR 04/30/23		9.00			4,243.15
10		4/30/2023	AC-000159		00VER3921 /IN: 9932668284 APR23 ACCR 04/30/23		758.93			5,002.08
11		5/1/2023	AC-000159		Reversal: 00COM3740 /IN: 20230425 APR23 ACCR 04/30/23			9.00		4,993.08
11		5/1/2023	AC-000159		Reversal: 00VER3921 /IN: 9932668284 APR23 ACCR 04/30/23			758.93		4,234.15
11		5/1/2023	AP-003280		00VER3921 /IN: 9932668284		758.93			4,993.08
11		5/8/2023	AP-003283		00COM3740 /IN: 20230425		9.00			5,002.08
11		5/15/2023	AP-003284		00COX /IN: 20230428		41.87			5,043.95
11		5/15/2023	AP-003284		00LEV9999 /IN: 640216366		85.70			5,129.65
11		5/22/2023	AP-003288		00LEV9999 /IN: 640476837		6.35			5,136.00
11		5/29/2023	AP-003291		00VER3921 /IN: 9935049546		758.93			5,894.93
11		5/31/2023	AC-000160		Verizon MAY23 ACCR 05/16/23		184.70			6,079.63

Funding Stream 87 - PATHWAYS HOME GRANT  
Detail Postings for Period 01 Thru 12 Ending 6/30/2023

Account Number/Description				Beginning Balance	Debit	Credit	Net Change	Ending Balance
Period	Date	Journal	Comments					
12	6/1/2023	AC-000160	Reversal: Verizon MAY23 ACCR 05/16/23			184.70		5,894.93
12	6/5/2023	AP-003294	00VER3921 /IN: 9935049548		184.70			6,079.63
12	6/12/2023	AP-003297	00COM3740 /IN: 20230525		5.99			6,085.62
12	6/12/2023	AP-003297	00COX /IN: 20230529		0.54			6,086.16
12	6/12/2023	AP-003297	00LEV9999 /IN: 644301780		73.43			6,159.59
12	6/30/2023	AC-000161	00COM3740 /IN: 20230626 JUN23 ACCR 06/30/23		5.99			6,165.58
12	6/30/2023	AC-000161	00LEV9999 /IN: 644581507 JUN23 ACCR 06/30/23		5.43			6,171.01
12	6/30/2023	AC-000161	00VER3921 /IN: 9937413799 JUN23 ACCR 06/30/23		758.93			6,929.94
12	6/30/2023	AC-000161	00VER3921 /IN: 9937413801 JUN23 ACCR 06/30/23		52.74			6,982.68
				0.00	11,742.41	4,759.73	6,982.68	6,982.68
585-304-87 STAFF BENEFITS:Prog Op's-PATHWAYS				0.00				
01	7/1/2022	AC-000141	Reversal: 00BLU2285 /IN: 15611104 JUN22 ACCR 06/30/22		1,564.96			1,564.96
01	7/1/2022	AC-000141	Reversal: 00WOR2092 /IN: INV3918626 JUN22 ACCR 06/30/22			6.93		1,558.03
01	7/1/2022	AC-000141	Reversal: Mangrove Import - 07/01/2022 JUN22 ACCR 06/30/22			388.00		1,170.03
01	7/7/2022	PR-000399	Mangrove Import - 07/15/2022			286.64		883.39
01	7/14/2022	AP-003146	00WOR2092 /IN: INV3918626		6.93			890.32
01	7/18/2022	AP-003153	00DEL2071 /IN: 1004987202207		267.91			1,158.23
01	7/18/2022	AP-003153	00STA9995 /IN: 20220701		58.66			1,216.89
01	7/18/2022	AP-003153	00STA9995 /IN: 20220701		10.15			1,227.04
01	7/25/2022	AP-003156	00BLU2285 /IN: 15851890		2,083.74			3,310.78
01	7/31/2022	AC-000145	Blue Cross Blue Shield of Kansas JUL22 ACCR 08/01/22			2,083.74		1,227.04
01	7/31/2022	AC-000145	Greater Wichita YMCA JUL22 ACCR 07/25/22		19.08			1,246.12
01	7/31/2022	AC-000145	Standard Insurance Company JUL22 ACCR 07/01/22		32.48			1,278.60
01	7/31/2022	AC-000145	Workforce Alliance JUL22 ACCR 07/25/22		6.95			1,285.55
02	8/1/2022	AC-000145	Reversal: Blue Cross Blue Shield of Kansas JUL22 ACCR 08/01/22		2,083.74			3,369.29
02	8/1/2022	AC-000145	Reversal: Greater Wichita YMCA JUL22 ACCR 07/25/22			19.08		3,350.21
02	8/1/2022	AC-000145	Reversal: Standard Insurance Company JUL22 ACCR 07/01/22			32.48		3,317.73
02	8/1/2022	AC-000145	Reversal: Workforce Alliance JUL22 ACCR 07/25/22			6.95		3,310.78
02	8/1/2022	AP-003160	00STA9996 /IN: 20220701		32.48			3,343.26
02	8/1/2022	AP-003160	00WOR2092 /IN: INV4033492		6.95			3,350.21
02	8/8/2022	AP-003164	00DEL2071 /IN: 1004987202208		290.96			3,641.17
02	8/8/2022	AP-003164	00GRE4820 /IN: 33667		19.08			3,660.25
02	8/8/2022	PR-000401	Mangrove Import - 08/12/2022			306.52		3,353.73
02	8/22/2022	PR-000402	Mangrove Import - 08/26/2022			317.07		3,036.66
02	8/29/2022	AP-003172	00BLU2285 /IN: 16049745		1,668.31			4,704.97
02	8/29/2022	AP-003172	00STA9995 /IN: 20220801		57.04			4,762.01
02	8/29/2022	AP-003172	00STA9995 /IN: 20220801		9.97			4,771.98
02	8/29/2022	AP-003172	00STA9996 /IN: 20220801		32.09			4,804.07
02	8/31/2022	AC-000146	Blue Cross Blue Shield of Kansas AUG22 ACCR 09/01/22			1,668.31		3,135.76
02	8/31/2022	AC-000146	Workforce Alliance AUG22 ACCR 08/24/22		6.95			3,142.71
03	9/1/2022	AC-000146	Reversal: Blue Cross Blue Shield of Kansas AUG22 ACCR 09/01/22		1,668.31			4,811.02
03	9/1/2022	AC-000146	Reversal: Workforce Alliance AUG22 ACCR 08/24/22			6.95		4,804.07
03	9/5/2022	AP-003173	00DEL2071 /IN: 1004987202209		260.66			5,064.73
03	9/5/2022	AP-003173	00WOR2092 /IN: INV4138825		6.95			5,071.68
03	9/5/2022	PR-000403	Mangrove Import - 09/09/2022			318.38		4,753.30
03	9/19/2022	PR-000404	Mangrove Import - 09/23/2022			337.43		4,415.87
03	9/26/2022	AP-003184	00BLU2285 /IN: 16238837		2,031.78			6,447.65
03	9/26/2022	AP-003184	00STA9995 /IN: 20220901		62.50			6,510.15
03	9/26/2022	AP-003184	00STA9995 /IN: 20220901		9.61			6,519.76
03	9/26/2022	AP-003184	00STA9996 /IN: 20220901		31.65			6,551.41
03	9/30/2022	AC-000148	Blue Cross Blue Shield of Kansas SEP22 ACCR 10/01/22			2,031.78		4,519.63
03	9/30/2022	AC-000148	Workforce Alliance SEP22 ACCR 09/23/22		7.97			4,527.60
04	10/1/2022	AC-000148	Reversal: Blue Cross Blue Shield of Kansas SEP22 ACCR 10/01/22		2,031.78			6,559.38
04	10/1/2022	AC-000148	Reversal: Workforce Alliance SEP22 ACCR 09/23/22			7.97		6,551.41
04	10/3/2022	AP-003187	00WOR2092 /IN: INV4242392		7.97			6,559.38
04	10/3/2022	PR-000405	Mangrove Import - 10/07/2022			353.36		6,206.02
04	10/10/2022	AP-003190	00DEL2071 /IN: 1004987202210		306.81			6,512.83
04	10/17/2022	PR-000406	Mangrove Import - 10/21/2022			502.79		6,010.04
04	10/24/2022	AP-003198	00STA9995 /IN: 20221001		61.12			6,071.16

Funding Stream 87 - PATHWAYS HOME GRANT  
Detail Postings for Period 01 Thru 12 Ending 6/30/2023

Account Number/Description		Period	Date	Journal	Comments	Beginning Balance	Debit	Credit	Net Change	Ending Balance
04		10/24/2022	AP-003198	00STA9995 /IN: 20221001			9.61			6,080.77
04		10/24/2022	AP-003198	00STA9996 /IN: 20221001			21.58			6,102.35
04		10/31/2022	AC-000149	00BLU2285 /IN: 16430882 OCT22 ACCR 10/31/22				2,926.59		3,175.76
04		10/31/2022	AC-000149	00GRE4820 /IN: 43310 OCT22 ACCR 10/31/22			22.26			3,198.02
04		10/31/2022	AC-000149	00WOR2092 /IN: INV4355653 OCT22 ACCR 10/31/22			7.97			3,205.99
04		10/31/2022	AP-003201	00BLU2285 /IN: 16430882			2,926.59			6,132.58
04		10/31/2022	PR-000407	Mangrove Import - 11/04/2022				417.83		5,714.75
05		11/1/2022	AC-000149	Reversal: 00BLU2285 /IN: 16430882 OCT22 ACCR 10/31/22			2,926.59			8,641.34
05		11/1/2022	AC-000149	Reversal: 00GRE4820 /IN: 43310 OCT22 ACCR 10/31/22				22.26		8,619.08
05		11/1/2022	AC-000149	Reversal: 00WOR2092 /IN: INV4355653 OCT22 ACCR 10/31/22				7.97		8,611.11
05		11/7/2022	AP-003206	00DEL2071 /IN: 1004987202211			281.64			8,892.75
05		11/7/2022	AP-003206	00GRE4820 /IN: 43310			22.26			8,915.01
05		11/7/2022	AP-003206	00WOR2092 /IN: INV4355653			7.97			8,922.98
05		11/21/2022	AP-003211	00BLU2285 /IN: 16576788			2,773.27			11,696.25
05		11/21/2022	AP-003211	00STA9995 /IN: 20221101			52.88			11,749.13
05		11/21/2022	AP-003211	00STA9995 /IN: 20221101			10.33			11,759.46
05		11/21/2022	AP-003211	00STA9996 /IN: 20221101			19.54			11,779.00
05		11/21/2022	PR-000408	Mangrove Import - 11/18/2022				394.89		11,384.11
05		11/24/2022	PR-000409	Mangrove Import - 12/02/2022				425.46		10,958.65
05		11/30/2022	AC-000150	00WOR2092 /IN: INV4456979 NOV22 ACCR 11/30/22			8.74			10,967.39
05		11/30/2022	AC-000150	Blue Cross Blue Shield of Kansas NOV22 ACCR 12/01/22				2,773.27		8,194.12
05		11/30/2022	AC-000150	Mangrove Import - 12/02/2022 NOV22 ACCR 11/30/22			425.46			8,619.58
06		12/1/2022	AC-000150	Reversal: 00WOR2092 /IN: INV4456979 NOV22 ACCR 11/30/22				8.74		8,610.84
06		12/1/2022	AC-000150	Reversal: Blue Cross Blue Shield of Kansas NOV22 ACCR 12/01/22			2,773.27			11,384.11
06		12/1/2022	AC-000150	Reversal: Mangrove Import - 12/02/2022 NOV22 ACCR 11/30/22				425.46		10,958.65
06		12/5/2022	AP-003215	00WOR2092 /IN: INV4456979			8.74			10,967.39
06		12/12/2022	AP-003219	00DEL2071 /IN: 1004987202212			233.62			11,201.01
06		12/12/2022	PR-000411	Mangrove Import - 12/16/2022				401.31		10,799.70
06		12/31/2022	AC-000152	Standard Insurance Company DEC22 ACCR 12/01/22			10.72			10,810.42
06		12/31/2022	AC-000152	Standard Insurance Company DEC22 ACCR 12/01/22			18.31			10,828.73
06		12/31/2022	AC-000152	Standard Insurance Company DEC22 ACCR 12/01/22			50.58			10,879.31
06		12/31/2022	AC-000152	Workforce Alliance DEC22 ACCR 12/23/22			8.74			10,888.05
07		1/1/2023	AC-000152	Reversal: Standard Insurance Company DEC22 ACCR 12/01/22				10.72		10,877.33
07		1/1/2023	AC-000152	Reversal: Standard Insurance Company DEC22 ACCR 12/01/22				18.31		10,859.02
07		1/1/2023	AC-000152	Reversal: Standard Insurance Company DEC22 ACCR 12/01/22				50.58		10,808.44
07		1/1/2023	AC-000152	Reversal: Workforce Alliance DEC22 ACCR 12/23/22				8.74		10,799.70
07		1/9/2023	AP-003228	00AETNA /IN: J0363141			2,533.62			13,333.32
07		1/9/2023	AP-003228	00DEL2071 /IN: 1004987202301			274.67			13,607.99
07		1/9/2023	AP-003228	00STA9995 /IN: 20221201			50.58			13,658.57
07		1/9/2023	AP-003228	00STA9995 /IN: 20221201			10.72			13,669.29
07		1/9/2023	AP-003228	00STA9996 /IN: 20221201			18.31			13,687.60
07		1/9/2023	AP-003228	00WOR2092 /IN: INV4561274			8.74			13,696.34
07		1/9/2023	PR-000413	Mangrove Import - 01/13/2023				428.51		13,267.83
07		1/23/2023	PR-000417	Mangrove Import - 01/27/2023				413.31		12,854.52
07		1/23/2023	PR-000417	Mangrove Import - 01/27/2023			62.41			12,916.93
07		1/23/2023	PR-000417	Mangrove Import - 01/27/2023			4.77			12,921.70
07		1/30/2023	AP-003236	00AETNA /IN: J0428412			2,385.75			15,307.45
07		1/30/2023	AP-003236	00STA9995 /IN: 20230101			64.11			15,371.56
07		1/30/2023	AP-003236	00STA9995 /IN: 20230101			12.13			15,383.69
07		1/30/2023	AP-003236	00STA9996 /IN: 20230101			34.70			15,418.39
07		1/31/2023	AC-000155	Aetna JAN23 ACCR 02/01/23				2,385.75		13,032.64
07		1/31/2023	AC-000155	Workforce Alliance JAN23 ACCR 01/25/23			10.84			13,043.48
08		2/1/2023	AC-000155	Reversal: Aetna JAN23 ACCR 02/01/23			2,385.75			15,429.23
08		2/1/2023	AC-000155	Reversal: Workforce Alliance JAN23 ACCR 01/25/23				10.84		15,418.39
08		2/6/2023	AP-003241	00DEL2071 /IN: 1004987202302			306.59			15,724.98
08		2/6/2023	AP-003241	00WOR2092 /IN: INV4682905			10.84			15,735.82
08		2/6/2023	PR-000418	Mangrove Import - 02/10/2023				408.31		15,327.51
08		2/13/2023	AP-003244	00GRE4820 /IN: 43966			25.41			15,352.92
08		2/20/2023	PR-000419	Mangrove Import - 02/24/2023				553.85		14,799.07
08		2/27/2023	AP-003252	00STA9995 /IN: 20230201			90.51			14,889.58

Funding Stream 87 - PATHWAYS HOME GRANT  
Detail Postings for Period 01 Thru 12 Ending 6/30/2023

Account Number/Description		Period	Date	Journal	Comments	Beginning Balance	Debit	Credit	Net Change	Ending Balance
08		2/27/2023	AP-003252	00STA9995 /IN: 20230201			12.13			14,901.71
08		2/27/2023	AP-003252	00STA9996 /IN: 20230201			43.52			14,945.23
08		2/28/2023	AC-000157	Admin. Adjustment 03/06/2023 FEB23 ACCR 02/28/23				216.48		14,728.75
08		2/28/2023	AC-000157	Admin. Adjustment 03/06/2023 FEB23 ACCR 02/28/23			3.91			14,732.66
08		2/28/2023	AC-000157	Workforce Alliance FEB23 ACCR 02/23/23			10.84			14,743.50
08		2/28/2023	AC-000157	Admin. Adjustment 03/06/2023 FEB23 ACCR 02/28/23			184.44			14,927.94
09		3/1/2023	AC-000157	Reversal: Admin. Adjustment 03/06/2023 FEB23 ACCR 02/28/23			216.48			15,144.42
09		3/1/2023	AC-000157	Reversal: Admin. Adjustment 03/06/2023 FEB23 ACCR 02/28/23				3.91		15,140.51
09		3/1/2023	AC-000157	Reversal: Workforce Alliance FEB23 ACCR 02/23/23				10.84		15,129.67
09		3/1/2023	AC-000157	Reversal: Admin. Adjustment 03/06/2023 FEB23 ACCR 02/28/23				184.44		14,945.23
09		3/6/2023	AP-003253	00AETNA /IN: J0493908			2,983.18			17,928.41
09		3/6/2023	AP-003253	00DEL2071 /IN: 1004987202303			328.95			18,257.36
09		3/6/2023	AP-003253	00WOR2092 /IN: INV4838178			10.84			18,268.20
09		3/6/2023	GJ-003356	Admin. Adjustment 03/06/2023			184.44			18,452.64
09		3/6/2023	GJ-003356	Admin. Adjustment 03/06/2023			3.91			18,456.55
09		3/6/2023	GJ-003356	Admin. Adjustment 03/06/2023				216.48		18,240.07
09		3/6/2023	PR-000420	Mangrove Import - 03/10/2023				351.40		17,888.67
09		3/20/2023	PR-000421	Mangrove Import - 03/24/2023				436.30		17,452.37
09		3/27/2023	AP-003262	00AETNA /IN: J0559881			2,465.40			19,917.77
09		3/27/2023	AP-003262	00STA9995 /IN: 20230301			58.65			19,976.42
09		3/27/2023	AP-003262	00STA9995 /IN: 20230301			12.33			19,988.75
09		3/27/2023	AP-003262	00STA9996 /IN: 20230301			35.60			20,024.35
09		3/31/2023	AC-000158	Aetna MAR23 ACCR 04/01/23				2,465.40		17,558.95
09		3/31/2023	AC-000158	Workforce Alliance MAR23 ACCR 03/23/23			10.84			17,569.79
10		4/1/2023	AC-000158	Reversal: Aetna MAR23 ACCR 04/01/23			2,465.40			20,035.19
10		4/1/2023	AC-000158	Reversal: Workforce Alliance MAR23 ACCR 03/23/23				10.84		20,024.35
10		4/3/2023	AP-003265	00WOR2092 /IN: INV4959620			10.84			20,035.19
10		4/3/2023	PR-000422	Mangrove Import - 04/07/2023				368.88		19,666.31
10		4/10/2023	AP-003271	00DEL2071 /IN: 1004987202304			300.42			19,966.73
10		4/17/2023	PR-000424	Mangrove Import - 04/21/2023				381.11		19,585.62
10		4/24/2023	AP-003277	00AETNA /IN: J0626660			2,308.37			21,893.99
10		4/24/2023	AP-003277	00STA9995 /IN: 20230401			57.75			21,951.74
10		4/24/2023	AP-003277	00STA9995 /IN: 20230401			11.79			21,963.53
10		4/24/2023	AP-003277	00STA9996 /IN: 20230401			34.01			21,997.54
10		4/30/2023	AC-000159	00AETNA /IN: J0626660 APR23 ACCR 04/30/23				2,308.37		19,689.17
10		4/30/2023	AC-000159	00GRE4820 /IN: 44771 APR23 ACCR 04/30/23			28.23			19,717.40
10		4/30/2023	AC-000159	00WOR2092 /IN: INV5094164 APR23 ACCR 04/30/23			9.41			19,726.81
11		5/1/2023	AC-000159	Reversal: 00AETNA /IN: J0626660 APR23 ACCR 04/30/23			2,308.37			22,035.18
11		5/1/2023	AC-000159	Reversal: 00GRE4820 /IN: 44771 APR23 ACCR 04/30/23				28.23		22,006.95
11		5/1/2023	AC-000159	Reversal: 00WOR2092 /IN: INV5094164 APR23 ACCR 04/30/23				9.41		21,997.54
11		5/1/2023	PR-000425	Mangrove Import - 05/05/2023				415.92		21,581.62
11		5/8/2023	AP-003283	00GRE4820 /IN: 44771			28.23			21,609.85
11		5/8/2023	AP-003283	00WOR2092 /IN: INV5094164			9.41			21,619.26
11		5/15/2023	AP-003284	00DEL2071 /IN: 1004987202305			291.29			21,910.55
11		5/15/2023	PR-000426	Mangrove Import - 05/19/2023				405.72		21,504.83
11		5/19/2023	PR-000427	Mangrove Import - 05/19/2023				405.72		21,099.11
11		5/19/2023	PR-000430	Reversal of journal: PR-000427			405.72			21,504.83
11		5/22/2023	AP-003288	00STA9995 /IN: 20230501			58.49			21,563.32
11		5/22/2023	AP-003288	00STA9995 /IN: 20230501			11.99			21,575.31
11		5/22/2023	AP-003288	00STA9996 /IN: 20230501			37.54			21,612.85
11		5/29/2023	AP-003291	00AETNA /IN: J0693710			2,626.16			24,239.01
11		5/29/2023	PR-000429	Mangrove Import - 06/02/2023				357.76		23,881.25
11		5/31/2023	AC-000160	Aetna MAY23 ACCR 06/01/23				2,626.16		21,255.09
11		5/31/2023	AC-000160	Workforce Alliance MAY23 ACCR 05/24/23			9.41			21,264.50
12		6/1/2023	AC-000160	Reversal: Aetna MAY23 ACCR 06/01/23			2,626.16			23,890.66
12		6/1/2023	AC-000160	Reversal: Workforce Alliance MAY23 ACCR 05/24/23				9.41		23,881.25
12		6/5/2023	AP-003294	00DEL2071 /IN: 1.00499E+12			317.33			24,198.58
12		6/5/2023	AP-003294	00WOR2092 /IN: INV5211310			9.41			24,207.99
12		6/12/2023	PR-000431	Mangrove Import - 06/16/2023				362.25		23,845.74
12		6/30/2023	AC-000161	00STA9995 /IN: 20230601 JUN23 ACCR 06/30/23			13.87			23,859.61
12		6/30/2023	AC-000161	00STA9995 /IN: 20230601 JUN23 ACCR 06/30/23			10.23			23,869.84

Funding Stream 87 - PATHWAYS HOME GRANT  
Detail Postings for Period 01 Thru 12 Ending 6/30/2023

Account Number/Description				Beginning Balance	Debit	Credit	Net Change	Ending Balance
Period	Date	Journal	Comments					
12	6/30/2023	AC-000161	00STA9996 /IN: 20230601 JUN23 ACCR 06/30/23		35.27			23,905.11
12	6/30/2023	AC-000161	00WOR2092 /IN: INV5327268 JUN23 ACCR 06/30/23		8.45			23,913.56
				0.00	56,255.67	32,342.11	23,913.56	23,913.56
586-304-87 STAFF PAYROLL:Prog Op's-PATHWAYS				0.00				
01	7/1/2022	AC-000141	Reversal: Mangrove Import - 07/15/2022 less 1 day JUN22 ACCR 06/30/22			3,812.50		3,812.50-
01	7/7/2022	PR-000399	Mangrove Import - 07/15/2022		4,236.11			423.61
01	7/25/2022	PR-000400	Mangrove Import - 07/29/2022		4,718.40			5,142.01
01	7/31/2022	AC-000145	Mangrove Import - 08/12/2022 JUL22 ACCR 07/31/22		4,481.00			9,623.01
02	8/1/2022	AC-000145	Reversal: Mangrove Import - 08/12/2022 JUL22 ACCR 07/31/22			4,481.00		5,142.01
02	8/8/2022	PR-000401	Mangrove Import - 08/12/2022		4,481.00			9,623.01
02	8/22/2022	PR-000402	Mangrove Import - 08/26/2022		4,716.01			14,339.02
02	8/31/2022	AC-000146	Mangrove Import - 09/09/2022 +3 days AUG22 ACCR 08/31/22		6,087.02			20,426.04
03	9/1/2022	AC-000146	Reversal: Mangrove Import - 09/09/2022 +3 days AUG22 ACCR 08/31/22			6,087.02		14,339.02
03	9/5/2022	PR-000403	Mangrove Import - 09/09/2022		4,682.32			19,021.34
03	9/19/2022	PR-000404	Mangrove Import - 09/23/2022		4,540.29			23,561.63
03	9/30/2022	AC-000148	Mangrove Import - 10/07/2022 +5 days SEP22 ACCR 09/30/22		5,578.28			29,139.91
04	10/1/2022	AC-000148	Reversal: Mangrove Import - 10/07/2022 +5 days SEP22 ACCR 09/30/22			5,578.28		23,561.63
04	10/3/2022	PR-000405	Mangrove Import - 10/07/2022		3,718.85			27,280.48
04	10/17/2022	PR-000406	Mangrove Import - 10/21/2022		6,006.44			33,286.92
04	10/31/2022	AC-000149	Mangrove Import - 11/04/2022 addl 6 days OCT22 ACCR 10/31/22		2,579.99			35,866.91
04	10/31/2022	PR-000407	Mangrove Import - 11/04/2022		4,299.99			40,166.90
05	11/1/2022	AC-000149	Reversal: Mangrove Import - 11/04/2022 addl 6 days OCT22 ACCR 10/31/22			2,579.99		37,586.91
05	11/21/2022	PR-000408	Mangrove Import - 11/18/2022		4,526.42			42,113.33
05	11/24/2022	PR-000409	Mangrove Import - 12/02/2022		5,087.83			47,201.16
05	11/30/2022	AC-000150	Mangrove Import - 12/02/2022 ADD'L 8 DAYS NOV22 ACCR 11/30/22		4,070.26			51,271.42
06	12/1/2022	AC-000150	Reversal: Mangrove Import - 12/02/2022 ADD'L 8 DAYS NOV22 ACCR 11/30/22			4,070.26		47,201.16
06	12/12/2022	PR-000410	Mangrove Import - 12/16/2022		3,221.30			50,422.46
06	12/12/2022	PR-000411	Mangrove Import - 12/16/2022		5,773.18			56,195.64
06	12/26/2022	PR-000412	Mangrove Import - 12/30/2022		5,873.37			62,069.01
06	12/31/2022	AC-000152	Mangrove Import - 01/13/2023 DEC22 ACCR 12/31/22		5,830.42			67,899.43
07	1/1/2023	AC-000152	Reversal: Mangrove Import - 01/13/2023 DEC22 ACCR 12/31/22			5,830.42		62,069.01
07	1/9/2023	PR-000413	Mangrove Import - 01/13/2023		5,830.42			67,899.43
07	1/23/2023	PR-000417	Mangrove Import - 01/27/2023		5,587.28			73,486.71
07	1/31/2023	AC-000155	Mangrove Import - 02/10/2023 +2 days JAN23 ACCR 01/31/23		6,099.06			79,585.77
08	2/1/2023	AC-000155	Reversal: Mangrove Import - 02/10/2023 +2 days JAN23 ACCR 01/31/23			6,099.06		73,486.71
08	2/6/2023	PR-000418	Mangrove Import - 02/10/2023		5,082.55			78,569.26
08	2/20/2023	PR-000419	Mangrove Import - 02/24/2023		6,637.34			85,206.60
08	2/28/2023	AC-000157	Admin. Adjustment 03/06/2023 FEB23 ACCR 02/28/23			1,967.97		83,238.63
08	2/28/2023	AC-000157	Mangrove Import - 03/10/2023 +2 DAYS FEB23 ACCR 02/28/23		5,951.22			89,189.85
09	3/1/2023	AC-000157	Reversal: Admin. Adjustment 03/06/2023 FEB23 ACCR 02/28/23			1,967.97		91,157.82
09	3/1/2023	AC-000157	Reversal: Mangrove Import - 03/10/2023 +2 DAYS FEB23 ACCR 02/28/23			5,951.22		85,206.60
09	3/6/2023	GJ-003356	Admin. Adjustment 03/06/2023			1,967.97		83,238.63
09	3/6/2023	PR-000420	Mangrove Import - 03/10/2023		4,959.35			88,197.98
09	3/20/2023	PR-000421	Mangrove Import - 03/24/2023		6,252.40			94,450.38
09	3/31/2023	AC-000158	Mangrove Import - 04/07/2023 +5 days MAR23 ACCR 3/31/2023		6,906.05			101,356.43
10	4/1/2023	AC-000158	Reversal: Mangrove Import - 04/07/2023 +5 days MAR23 ACCR 3/31/2023			6,906.05		94,450.38
10	4/3/2023	PR-000422	Mangrove Import - 04/07/2023		4,604.03			99,054.41
10	4/17/2023	PR-000424	Mangrove Import - 04/21/2023		4,800.44			103,854.85
10	4/30/2023	AC-000159	Mangrove Import - 05/05/2023 +5 days APR23 ACCR 04/30/23		8,256.56			112,111.41
11	5/1/2023	AC-000159	Reversal: Mangrove Import - 05/05/2023 +5 days APR23 ACCR 04/30/23			8,256.56		103,854.85
11	5/1/2023	PR-000425	Mangrove Import - 05/05/2023		5,504.37			109,359.22
11	5/15/2023	PR-000426	Mangrove Import - 05/19/2023		4,748.65			114,107.87
11	5/19/2023	PR-000427	Mangrove Import - 05/19/2023		4,748.65			118,856.52
11	5/19/2023	PR-000430	Reversal of journal: PR-000427			4,748.65		114,107.87
11	5/29/2023	PR-000429	Mangrove Import - 06/02/2023		6,812.67			120,920.54



Funding Stream 87 - PATHWAYS HOME GRANT  
Detail Postings for Period 01 Thru 12 Ending 6/30/2023

Account Number/Description		Period	Date	Journal	Comments	Beginning Balance	Debit	Credit	Net Change	Ending Balance	
11	5/31/2023	AC-000160	Mangrove Import - 06/16/2023 less 2 days MAY23 ACCR 05/31/23			4,874.93				125,795.47	
12	6/1/2023	AC-000160	Reversal: Mangrove Import - 06/16/2023 less 2 days MAY23 ACCR 05/31/23					4,874.93		120,920.54	
12	6/12/2023	PR-000431	Mangrove Import - 06/16/2023			6,093.66				127,014.20	
12	6/26/2023	PR-000433	Mangrove Import - 06/30/2023			6,371.67				133,385.87	
12	6/30/2023	AC-000161	Mangrove Import - 07/14/2023 JUN23 ACCR 06/30/23			5,927.74				139,313.61	
						0.00	212,525.49	73,211.88	139,313.61	139,313.61	
587-304-87	STAFF PAYROLL TAX:Prog Op's-PATHWAYS					0.00					
01	7/1/2022	AC-000141	Reversal: Mangrove Import - 07/15/2022 less 1 day JUN22 ACCR 06/30/22					261.08		261.08-	
01	7/1/2022	AC-000141	Reversal: Q2 2022 UI tax JUN22 ACCR 06/30/22					185.21		446.29-	
01	7/7/2022	PR-000399	Mangrove Import - 07/15/2022			290.09				156.20-	
01	7/25/2022	GJ-003258	UI Tax Allocation Q2			185.21				29.01	
01	7/25/2022	PR-000400	Mangrove Import - 07/29/2022			360.96				389.97	
01	7/31/2022	AC-000145	Mangrove Import - 08/12/2022 JUL22 ACCR 07/31/22			310.05				700.02	
02	8/1/2022	AC-000145	Reversal: Mangrove Import - 08/12/2022 JUL22 ACCR 07/31/22					310.05		389.97	
02	8/8/2022	PR-000401	Mangrove Import - 08/12/2022			310.05				700.02	
02	8/22/2022	PR-000402	Mangrove Import - 08/26/2022			326.99				1,027.01	
02	8/31/2022	AC-000146	Mangrove Import - 09/09/2022 +3 days AUG22 ACCR 08/31/22			421.55				1,448.56	
03	9/1/2022	AC-000146	Reversal: Mangrove Import - 09/09/2022 +3 days AUG22 ACCR 08/31/22					421.55		1,027.01	
03	9/5/2022	PR-000403	Mangrove Import - 09/09/2022			324.27				1,351.28	
03	9/19/2022	PR-000404	Mangrove Import - 09/23/2022			311.91				1,663.19	
03	9/30/2022	AC-000148	Mangrove Import - 10/07/2022 +5 days SEP22 ACCR 09/30/22			379.58				2,042.77	
04	10/1/2022	AC-000148	Reversal: Mangrove Import - 10/07/2022 +5 days SEP22 ACCR 09/30/22					379.58		1,663.19	
04	10/3/2022	PR-000405	Mangrove Import - 10/07/2022			253.05				1,916.24	
04	10/17/2022	PR-000406	Mangrove Import - 10/21/2022			410.30				2,326.54	
04	10/31/2022	AC-000149	Mangrove Import - 11/04/2022 addl 6 days OCT22 ACCR 10/31/22			175.60				2,502.14	
04	10/31/2022	PR-000407	Mangrove Import - 11/04/2022			292.66				2,794.80	
05	11/1/2022	AC-000149	Reversal: Mangrove Import - 11/04/2022 addl 6 days OCT22 ACCR 10/31/22					175.60		2,619.20	
05	11/21/2022	PR-000408	Mangrove Import - 11/18/2022			307.14				2,926.34	
05	11/24/2022	PR-000409	Mangrove Import - 12/02/2022			347.42				3,273.76	
05	11/30/2022	AC-000150	Mangrove Import - 12/02/2022 ADD'L 8 DAYS NOV22 ACCR 11/30/22			277.94				3,551.70	
06	12/1/2022	AC-000150	Reversal: Mangrove Import - 12/02/2022 ADD'L 8 DAYS NOV22 ACCR 11/30/22					277.94		3,273.76	
06	12/12/2022	PR-000410	Mangrove Import - 12/16/2022			246.44				3,520.20	
06	12/12/2022	PR-000411	Mangrove Import - 12/16/2022			392.44				3,912.64	
06	12/26/2022	PR-000412	Mangrove Import - 12/30/2022			440.72				4,353.36	
06	12/31/2022	AC-000152	KS UI tax 12/31/22 DEC22 ACCR 12/31/22			60.80				4,414.16	
06	12/31/2022	AC-000152	Mangrove Import - 01/13/2023 DEC22 ACCR 12/31/22			405.21				4,819.37	
07	1/1/2023	AC-000152	Reversal: KS UI tax 12/31/22 DEC22 ACCR 12/31/22					60.80		4,758.57	
07	1/1/2023	AC-000152	Reversal: Mangrove Import - 01/13/2023 DEC22 ACCR 12/31/22					405.21		4,353.36	
07	1/9/2023	PR-000413	Mangrove Import - 01/13/2023			405.21				4,758.57	
07	1/23/2023	GJ-003334	UI Tax Allocation Q4			60.80				4,819.37	
07	1/23/2023	PR-000417	Mangrove Import - 01/27/2023			387.03				5,206.40	
07	1/31/2023	AC-000155	Mangrove Import - 02/10/2023 +2 days JAN23 ACCR 01/31/23			419.23				5,625.63	
08	2/1/2023	AC-000155	Reversal: Mangrove Import - 02/10/2023 +2 days JAN23 ACCR 01/31/23					419.23		5,206.40	
08	2/6/2023	PR-000418	Mangrove Import - 02/10/2023			349.36				5,555.76	
08	2/20/2023	PR-000419	Mangrove Import - 02/24/2023			456.90				6,012.66	
08	2/28/2023	AC-000157	Admin. Adjustment 03/06/2023 FEB23 ACCR 02/28/23					136.17		5,876.49	
08	2/28/2023	AC-000157	Admin. Adjustment 03/06/2023 FEB23 ACCR 02/28/23					16.05		5,860.44	
08	2/28/2023	AC-000157	Mangrove Import - 03/10/2023 +2 DAYS FEB23 ACCR 02/28/23			413.42				6,273.86	
09	3/1/2023	AC-000157	Reversal: Admin. Adjustment 03/06/2023 FEB23 ACCR 02/28/23			136.17				6,410.03	
09	3/1/2023	AC-000157	Reversal: Admin. Adjustment 03/06/2023 FEB23 ACCR 02/28/23			16.05				6,426.08	
09	3/1/2023	AC-000157	Reversal: Mangrove Import - 03/10/2023 +2 DAYS FEB23 ACCR 02/28/23					413.42		6,012.66	
09	3/6/2023	GJ-003356	Admin. Adjustment 03/06/2023					136.17		5,876.49	
09	3/6/2023	GJ-003356	Admin. Adjustment 03/06/2023					16.05		5,860.44	
09	3/6/2023	PR-000420	Mangrove Import - 03/10/2023			344.52				6,204.96	
09	3/20/2023	PR-000421	Mangrove Import - 03/24/2023			436.02				6,640.98	
09	3/27/2023	GJ-003365	Q1 2023 SUTA			288.88				6,929.86	

Funding Stream 87 - PATHWAYS HOME GRANT  
Detail Postings for Period 01 Thru 12 Ending 6/30/2023

Account Number/Description		Period	Date	Journal	Comments	Beginning Balance	Debit	Credit	Net Change	Ending Balance
		09	3/31/2023	AC-000158	Mangrove Import - 04/07/2023 +5 days MAR23 ACCR 3/31/2023		468.77			7,398.63
		10	4/1/2023	AC-000158	Reversal: Mangrove Import - 04/07/2023 +5 days MAR23 ACCR 3/31/2023			468.77		6,929.86
		10	4/3/2023	GJ-003368	4/7/23 SUTA		33.41			6,963.27
		10	4/3/2023	PR-000422	Mangrove Import - 04/07/2023		312.51			7,275.78
		10	4/17/2023	PR-000424	Mangrove Import - 04/21/2023		356.27			7,632.05
		10	4/30/2023	AC-000159	Mangrove Import - 05/05/2023 +5 days APR23 ACCR 04/30/23		600.54			8,232.59
		11	5/1/2023	AC-000159	Reversal: Mangrove Import - 05/05/2023 +5 days APR23 ACCR 04/30/23			600.54		7,632.05
		11	5/1/2023	PR-000425	Mangrove Import - 05/05/2023		400.36			8,032.41
		11	5/15/2023	PR-000426	Mangrove Import - 05/19/2023		338.12			8,370.53
		11	5/19/2023	PR-000427	Mangrove Import - 05/19/2023		338.12			8,708.65
		11	5/19/2023	PR-000430	Reversal of journal: PR-000427			338.12		8,370.53
		11	5/29/2023	PR-000429	Mangrove Import - 06/02/2023		502.42			8,872.95
		11	5/31/2023	AC-000160	Mangrove Import - 06/16/2023 less 2 days MAY23 ACCR 05/31/23		356.61			9,229.56
		12	6/1/2023	AC-000160	Reversal: Mangrove Import - 06/16/2023 less 2 days MAY23 ACCR 05/31/23			356.61		8,872.95
		12	6/12/2023	PR-000431	Mangrove Import - 06/16/2023		445.76			9,318.71
		12	6/26/2023	PR-000433	Mangrove Import - 06/30/2023		502.80			9,821.51
		12	6/30/2023	AC-000161	Mangrove Import - 07/14/2023 JUN23 ACCR 06/30/23		400.13			10,221.64
						0.00	15,599.79	5,378.15	10,221.64	10,221.64
588-304-87	403B_ER:Prog Op's-PATHWAYS					0.00				
		01	7/1/2022	AC-000141	Reversal: Mangrove Import - 07/15/2022 less 1 day JUN22 ACCR 06/30/22			113.33		113.33-
		01	7/7/2022	PR-000399	Mangrove Import - 07/15/2022		125.92			12.59
		01	7/25/2022	PR-000400	Mangrove Import - 07/29/2022		141.56			154.15
		01	7/31/2022	AC-000145	Mangrove Import - 08/12/2022 JUL22 ACCR 07/31/22		134.42			288.57
		02	8/1/2022	AC-000145	Reversal: Mangrove Import - 08/12/2022 JUL22 ACCR 07/31/22			134.42		154.15
		02	8/8/2022	PR-000401	Mangrove Import - 08/12/2022		134.42			288.57
		02	8/22/2022	PR-000402	Mangrove Import - 08/26/2022		154.99			443.56
		02	8/31/2022	AC-000146	Mangrove Import - 09/09/2022 +3 days AUG22 ACCR 08/31/22		182.64			626.20
		03	9/1/2022	AC-000146	Reversal: Mangrove Import - 09/09/2022 +3 days AUG22 ACCR 08/31/22			182.64		443.56
		03	9/5/2022	PR-000403	Mangrove Import - 09/09/2022		140.49			584.05
		03	9/19/2022	PR-000404	Mangrove Import - 09/23/2022		136.23			720.28
		03	9/30/2022	AC-000148	Mangrove Import - 10/07/2022 +5 days SEP22 ACCR 09/30/22		162.11			882.39
		04	10/1/2022	AC-000148	Reversal: Mangrove Import - 10/07/2022 +5 days SEP22 ACCR 09/30/22			162.11		720.28
		04	10/3/2022	PR-000405	Mangrove Import - 10/07/2022		108.07			828.35
		04	10/17/2022	PR-000406	Mangrove Import - 10/21/2022		156.66			985.01
		04	10/31/2022	AC-000149	Mangrove Import - 11/04/2022 addl 6 days OCT22 ACCR 10/31/22		70.85			1,055.86
		04	10/31/2022	PR-000407	Mangrove Import - 11/04/2022		118.08			1,173.94
		05	11/1/2022	AC-000149	Reversal: Mangrove Import - 11/04/2022 addl 6 days OCT22 ACCR 10/31/22			70.85		1,103.09
		05	11/21/2022	PR-000408	Mangrove Import - 11/18/2022		125.48			1,228.57
		05	11/24/2022	PR-000409	Mangrove Import - 12/02/2022		120.21			1,348.78
		05	11/30/2022	AC-000150	Mangrove Import - 12/02/2022 ADD'L 8 DAYS NOV22 ACCR 11/30/22		96.17			1,444.95
		06	12/1/2022	AC-000150	Reversal: Mangrove Import - 12/02/2022 ADD'L 8 DAYS NOV22 ACCR 11/30/22			96.17		1,348.78
		06	12/12/2022	PR-000411	Mangrove Import - 12/16/2022		123.36			1,472.14
		06	12/26/2022	PR-000412	Mangrove Import - 12/30/2022		123.01			1,595.15
		06	12/31/2022	AC-000152	Mangrove Import - 01/13/2023 DEC22 ACCR 12/31/22		137.21			1,732.36
		07	1/1/2023	AC-000152	Reversal: Mangrove Import - 01/13/2023 DEC22 ACCR 12/31/22			137.21		1,595.15
		07	1/9/2023	PR-000413	Mangrove Import - 01/13/2023		137.21			1,732.36
		07	1/23/2023	PR-000417	Mangrove Import - 01/27/2023		138.43			1,870.79
		07	1/31/2023	AC-000155	Mangrove Import - 02/10/2023 +2 days JAN23 ACCR 01/31/23		152.78			2,023.57
		08	2/1/2023	AC-000155	Reversal: Mangrove Import - 02/10/2023 +2 days JAN23 ACCR 01/31/23			152.78		1,870.79
		08	2/6/2023	PR-000418	Mangrove Import - 02/10/2023		127.32			1,998.11
		08	2/20/2023	PR-000419	Mangrove Import - 02/24/2023		127.14			2,125.25
		08	2/28/2023	AC-000157	Admin. Adjustment 03/06/2023 FEB23 ACCR 02/28/23			6.50		2,118.75
		08	2/28/2023	AC-000157	Mangrove Import - 03/10/2023 +2 DAYS FEB23 ACCR 02/28/23		142.15			2,260.90
		09	3/1/2023	AC-000157	Reversal: Admin. Adjustment 03/06/2023 FEB23 ACCR 02/28/23			6.50		2,267.40
		09	3/1/2023	AC-000157	Reversal: Mangrove Import - 03/10/2023 +2 DAYS			142.15		2,125.25

Funding Stream 87 - PATHWAYS HOME GRANT  
Detail Postings for Period 01 Thru 12 Ending 6/30/2023

Account Number/Description				Beginning Balance	Debit	Credit	Net Change	Ending Balance
Period	Date	Journal	Comments					
09	3/6/2023	GJ-003356	FEB23 ACCR 02/28/23 Admin. Adjustment 03/06/2023			6.50		2,118.75
09	3/6/2023	PR-000420	Mangrove Import - 03/10/2023		118.46			2,237.21
09	3/20/2023	PR-000421	Mangrove Import - 03/24/2023		183.07			2,420.28
09	3/31/2023	AC-000158	Mangrove Import - 04/07/2023 +5 days MAR23 ACCR 3/31/2023		190.04			2,610.32
10	4/1/2023	AC-000158	Reversal: Mangrove Import - 04/07/2023 +5 days MAR23 ACCR 3/31/2023			190.04		2,420.28
10	4/3/2023	PR-000422	Mangrove Import - 04/07/2023		126.69			2,546.97
10	4/17/2023	PR-000424	Mangrove Import - 04/21/2023		124.12			2,671.09
10	4/30/2023	AC-000159	Mangrove Import - 05/05/2023 +5 days APR23 ACCR 04/30/23		203.67			2,874.76
11	5/1/2023	AC-000159	Reversal: Mangrove Import - 05/05/2023 +5 days APR23 ACCR 04/30/23			203.67		2,671.09
11	5/1/2023	PR-000425	Mangrove Import - 05/05/2023		135.78			2,806.87
11	5/15/2023	PR-000426	Mangrove Import - 05/19/2023		115.32			2,922.19
11	5/19/2023	PR-000427	Mangrove Import - 05/19/2023		115.32			3,037.51
11	5/19/2023	PR-000430	Reversal of journal: PR-000427			115.32		2,922.19
11	5/29/2023	PR-000429	Mangrove Import - 06/02/2023		136.54			3,058.73
11	5/31/2023	AC-000160	Mangrove Import - 06/16/2023 less 2 days MAY23 ACCR 05/31/23		92.82			3,151.55
12	6/1/2023	AC-000160	Reversal: Mangrove Import - 06/16/2023 less 2 days MAY23 ACCR 05/31/23			92.82		3,058.73
12	6/12/2023	PR-000431	Mangrove Import - 06/16/2023		116.03			3,174.76
12	6/26/2023	PR-000433	Mangrove Import - 06/30/2023		112.63			3,287.39
12	6/30/2023	AC-000161	Mangrove Import - 07/14/2023 JUN23 ACCR 06/30/23		112.55			3,399.94
				0.00	5,206.45	1,806.51	3,399.94	3,399.94
590-304-87 TRAINING/DEVELOPMENT:Prog Op's-PATHWAYS				0.00				
06	12/12/2022	AP-003219	00COM3740 /IN: 20221125			7.82		7.82
07	1/30/2023	AP-003236	00ALL2084 /IN: 952587		122.53			114.71
10	4/10/2023	AP-003271	00COM3740 /IN: 20230327		57.75			172.46
10	4/24/2023	AP-003277	00ALL2084 /IN: 953189		47.30			219.76
10	4/30/2023	AC-000159	00ALL2084 /IN: 954425 APR23 ACCR 04/30/23		22.55			242.31
11	5/1/2023	AC-000159	Reversal: 00ALL2084 /IN: 954425 APR23 ACCR 04/30/23			22.55		219.76
11	5/1/2023	AP-003280	00ALL2084 /IN: 954425		22.55			242.31
11	5/29/2023	AP-003291	00ALL2084 /IN: 955236		13.75			256.06
12	6/30/2023	AC-000161	00ALL2084 /IN: 955891 JUN23 ACCR 06/30/23		35.34			291.40
				0.00	321.77	30.37	291.40	291.40
595-304-87 TRAVEL:Prog Op's-PATHWAYS				0.00				
01	7/1/2022	AC-000141	Reversal: Mangrove Import - 07/15/2022 JUN22 ACCR 06/30/22			195.00		195.00
01	7/7/2022	PR-000399	Mangrove Import - 07/15/2022		195.00			0.00
01	7/25/2022	PR-000400	Mangrove Import - 07/29/2022		228.16			228.16
01	7/31/2022	AC-000145	Mangrove Import - 08/12/2022 JUL22 ACCR 07/31/22		228.16			456.32
02	8/1/2022	AC-000145	Reversal: Mangrove Import - 08/12/2022 JUL22 ACCR 07/31/22			228.16		228.16
02	8/8/2022	PR-000401	Mangrove Import - 08/12/2022		228.16			456.32
02	8/22/2022	PR-000402	Mangrove Import - 08/26/2022		171.12			627.44
02	8/31/2022	AC-000146	Mangrove Import - 09/09/2022 AUG22 ACCR 08/31/22		399.28			1,026.72
03	9/1/2022	AC-000146	Reversal: Mangrove Import - 09/09/2022 AUG22 ACCR 08/31/22			399.28		627.44
03	9/5/2022	PR-000403	Mangrove Import - 09/09/2022		399.28			1,026.72
03	9/19/2022	PR-000404	Mangrove Import - 09/23/2022		285.20			1,311.92
03	9/30/2022	AC-000148	Mangrove Import - 10/07/2022 SEP22 ACCR 09/30/22		114.08			1,426.00
04	10/1/2022	AC-000148	Reversal: Mangrove Import - 10/07/2022 SEP22 ACCR 09/30/22			114.08		1,311.92
04	10/3/2022	PR-000405	Mangrove Import - 10/07/2022		114.08			1,426.00
04	10/17/2022	PR-000406	Mangrove Import - 10/21/2022		540.64			1,966.64
04	10/31/2022	PR-000407	Mangrove Import - 11/04/2022		370.76			2,337.40
05	11/21/2022	PR-000408	Mangrove Import - 11/18/2022		285.20			2,622.60
05	11/24/2022	PR-000409	Mangrove Import - 12/02/2022		342.24			2,964.84
06	12/12/2022	PR-000411	Mangrove Import - 12/16/2022		228.16			3,193.00
06	12/26/2022	PR-000412	Mangrove Import - 12/30/2022		342.24			3,535.24
06	12/31/2022	AC-000152	Mangrove Import - 01/13/2023 DEC22 ACCR 12/31/22		228.16			3,763.40
07	1/1/2023	AC-000152	Reversal: Mangrove Import - 01/13/2023 DEC22 ACCR 12/31/22			228.16		3,535.24
07	1/9/2023	PR-000413	Mangrove Import - 01/13/2023		228.16			3,763.40
07	1/23/2023	PR-000417	Mangrove Import - 01/27/2023		57.04			3,820.44
07	1/31/2023	AC-000155	Mangrove Import - 02/10/2023 JAN23 ACCR 01/31/23		285.20			4,105.64
08	2/1/2023	AC-000155	Reversal: Mangrove Import - 02/10/2023 JAN23 ACCR			285.20		3,820.44

Funding Stream 87 - PATHWAYS HOME GRANT  
Detail Postings for Period 01 Thru 12 Ending 6/30/2023

Account Number/Description		Period	Date	Journal	Comments	Beginning Balance	Debit	Credit	Net Change	Ending Balance
		08	2/6/2023	PR-000418	01/31/23 Mangrove Import - 02/10/2023		285.20			4,105.64
		08	2/20/2023	PR-000419	Mangrove Import - 02/24/2023		285.20			4,390.84
		08	2/28/2023	AC-000157	Mangrove Import - 03/10/2023 FEB23 ACCR 02/28/23		285.20			4,676.04
		09	3/1/2023	AC-000157	Reversal: Mangrove Import - 03/10/2023 FEB23 ACCR 02/28/23			285.20		4,390.84
		09	3/6/2023	PR-000420	Mangrove Import - 03/10/2023		285.20			4,676.04
		09	3/20/2023	PR-000421	Mangrove Import - 03/24/2023		228.16			4,904.20
		09	3/31/2023	AC-000158	Mangrove Import - 04/07/2023 MAR23 ACCR 3/31/2023		228.16			5,132.36
		10	4/1/2023	AC-000158	Reversal: Mangrove Import - 04/07/2023 MAR23 ACCR 3/31/2023			228.16		4,904.20
		10	4/3/2023	PR-000422	Mangrove Import - 04/07/2023		228.16			5,132.36
		10	4/17/2023	PR-000424	Mangrove Import - 04/21/2023		114.08			5,246.44
		10	4/30/2023	AC-000159	Mangrove Import - 05/05/2023 APR23 ACCR 04/30/23		228.16			5,474.60
		11	5/1/2023	AC-000159	Reversal: Mangrove Import - 05/05/2023 APR23 ACCR 04/30/23			228.16		5,246.44
		11	5/1/2023	PR-000425	Mangrove Import - 05/05/2023		228.16			5,474.60
		11	5/15/2023	PR-000426	Mangrove Import - 05/19/2023		228.16			5,702.76
		11	5/19/2023	PR-000427	Mangrove Import - 05/19/2023		228.16			5,930.92
		11	5/19/2023	PR-000430	Reversal of journal: PR-000427			228.16		5,702.76
		11	5/31/2023	AC-000160	Mangrove Import - 06/06/2023 MAY23 ACCR 05/31/23		228.16			5,930.92
		12	6/1/2023	AC-000160	Reversal: Mangrove Import - 06/06/2023 MAY23 ACCR 05/31/23			228.16		5,702.76
		12	6/12/2023	PR-000432	Mangrove Import - 06/06/2023		228.16			5,930.92
		12	6/26/2023	PR-000433	Mangrove Import - 06/30/2023		228.16			6,159.08
		12	6/30/2023	AC-000161	Mangrove Import - 07/14/2023 JUN23 ACCR 06/30/23		171.12			6,330.20
						0.00	8,977.92	2,647.72	6,330.20	6,330.20
710-304-87					Occupational Trainin:Prog Op's-PATHWAYS	0.00				
	05	11/21/2022	AP-003211	00COM3740 /IN: 20220425				1,913.46		1,913.46-
						0.00	0.00	1,913.46	1,913.46-	1,913.46-
715-304-87					OJT:Prog Op's-PATHWAYS	0.00				
	07	1/23/2023	AP-003235	00CRE6711 /IN: 141150 Buddy Daniels			2,011.23			2,011.23
	07	1/23/2023	AP-003235	00JRC5953 /IN: 141150 Alexis Zelayandia			2,679.38			4,690.61
						0.00	4,690.61	0.00	4,690.61	4,690.61
760-304-87					Transportation:Prog Op's-PATHWAYS	0.00				
	04	10/31/2022	AC-000149	00RIC7193 /IN: 140910 Richard Fewox OCT22 ACCR 10/31/22			146.72			146.72
	04	10/31/2022	AP-003199	00WOR2092 /IN: 140891 Yolanda Ruiz			55.00			201.72
	05	11/1/2022	AC-000149	Reversal: 00RIC7193 /IN: 140910 Richard Fewox OCT22 ACCR 10/31/22				146.72		55.00
	05	11/7/2022	AP-003202	00RIC7193 /IN: 140910 Richard Fewox			146.72			201.72
	05	11/21/2022	AP-003209	00RIC7193 /IN: 140959 Richard Fewox			252.00			453.72
	07	1/16/2023	AP-003230	00JER0455 /IN: 141120 JEREMY MILLER			103.29			557.01
	07	1/16/2023	AP-003230	00JER0455 /IN: 141120 JEREMY MILLER			113.40			670.41
	09	3/20/2023	AP-003259	00WOR2092 /IN: 141318 Desirae Hurst			55.00			725.41
	09	3/20/2023	AP-003259	00WOR2092 /IN: 141318 KAYCEE HAWORTH			55.00			780.41
	09	3/20/2023	AP-003259	00WOR2092 /IN: 141318 Jerimia Thatcher			55.00			835.41
	09	3/20/2023	AP-003259	00WOR2092 /IN: 141318 Crystal Scott			55.00			890.41
	09	3/20/2023	AP-003259	00WOR2092 /IN: 141318 Crystal Scott			55.00			945.41
	09	3/20/2023	AP-003259	00WOR2092 /IN: 141318 Matthew Chronister			55.00			1,000.41
	09	3/20/2023	AP-003259	00WOR2092 /IN: 141318 Tara Loudermilk			55.00			1,055.41
	09	3/20/2023	AP-003259	00WOR2092 /IN: 141318 ROBERT ROGERS			55.00			1,110.41
	09	3/20/2023	AP-003259	00WOR2092 /IN: 141318 Heaven Westendorff			55.00			1,165.41
	09	3/20/2023	AP-003259	00WOR2092 /IN: 141318 Brandon Rosipal			55.00			1,220.41
	10	4/30/2023	AC-000159	00FIR5689 /IN: 141418 KAYCEE HAWORTH APR23 ACCR 04/30/23			708.39			1,928.80
	11	5/1/2023	AC-000159	Reversal: 00FIR5689 /IN: 141418 KAYCEE HAWORTH APR23 ACCR 04/30/23				708.39		1,220.41
	11	5/1/2023	AP-003278	00FIR5689 /IN: 141418 KAYCEE HAWORTH			708.39			1,928.80
	11	5/22/2023	AP-003289	00KAY8921 /IN: 141476 KAYCEE HAWORTH			37.10			1,965.90
	12	6/30/2023	AC-000161	00KAY8921 /IN: 141618 KAYCEE HAWORTH JUN23 ACCR 06/30/23			88.20			2,054.10
	12	6/30/2023	AC-000161	00KAY8921 /IN: 141618 KAYCEE HAWORTH JUN23 ACCR 06/30/23			88.20			2,142.30
	12	6/30/2023	AC-000161	00WOR2092 /IN: 141619 Andre Claibourn JUN23 ACCR 06/30/23			110.00			2,252.30
	12	6/30/2023	AC-000161	00WOR2092 /IN: 141619 KAYCEE HAWORTH JUN23 ACCR 06/30/23			55.00			2,307.30
	12	6/30/2023	AC-000161	00WOR2092 /IN: 141619 Shannon Pickett JUN23 ACCR 06/30/23			55.00			2,362.30

Funding Stream 87 - PATHWAYS HOME GRANT  
Detail Postings for Period 01 Thru 12 Ending 6/30/2023

Account Number/Description				Beginning Balance	Debit	Credit	Net Change	Ending Balance
Period	Date	Journal	Comments					
12	6/30/2023	AC-000161	00WOR2092 /IN: 141619 Thomas Wood JUN23 ACCR 06/30/23		55.00			2,417.30
				0.00	3,272.41	855.11	2,417.30	2,417.30
805-304-87			Other services:Prog Op's-PATHWAYS	0.00				
09	3/20/2023	AP-003259	00KAN2154 /IN: 141318 ALEXANDRIA SCOTT		803.97			803.97
				0.00	803.97	0.00	803.97	803.97
820-304-87			ER PAYMENTS:Prog Op's-PATHWAYS	0.00				
04	10/31/2022	AP-003199	00REI6684 /IN: 140893 JEREMY MILLER		800.00			800.00
05	11/21/2022	AP-003209	00PAR6692 /IN: 140958 Yolanda Ruiz		1,000.00			1,800.00
07	1/23/2023	AP-003235	00EVE6172 /IN: 141150 JEREMY MILLER		548.58			2,348.58
08	2/13/2023	AP-003242	00SER6750 /IN: 141206 Buddy Daniels		1,060.00			3,408.58
09	3/27/2023	AP-003263	00JOS6774 /IN: 141328 Brandon Rosipal		900.00			4,308.58
09	3/27/2023	AP-003263	00OXF6771 /IN: 141328 KAYCEE HAWORTH		610.00			4,918.58
11	5/29/2023	AP-003292	00PHI6796 /IN: 141490 Thomas Wood		1,200.00			6,118.58
12	6/30/2023	AC-000161	00COM3740 /IN: 141620 Brandon Rosipal JUN23 ACCR 06/30/23		100.97			6,219.55
				0.00	6,219.55	0.00	6,219.55	6,219.55
838-304-87			MATERIALS-PARTICPNTS:Prog Op's-PATHWAYS	0.00				
04	10/31/2022	AC-000149	00WOR2092 /IN: 140911 Jamaal Grimmatt OCT22 ACCR 10/31/22		472.99			472.99
04	10/31/2022	AP-003199	00WOR2092 /IN: 140893 Shelly Leitzel		483.74			956.73
04	10/31/2022	AP-003199	00WOR2092 /IN: 140893 Yolanda Ruiz		654.92			1,611.65
04	10/31/2022	AP-003199	00WOR2092 /IN: 140893 Charles Chambers		472.99			2,084.64
05	11/1/2022	AC-000149	Reversal: 00WOR2092 /IN: 140911 Jamaal Grimmatt OCT22 ACCR 10/31/22			472.99		1,611.65
05	11/7/2022	AP-003202	00WOR2092 /IN: 140911 Jamaal Grimmatt		472.99			2,084.64
05	11/10/2022	AP-003207	00COM3740 /IN: 140915 Yolanda Ruiz		91.35			2,175.99
05	11/30/2022	AC-000150	00WOR2092 /IN: 141002 Crystal Scott NOV22 ACCR 11/30/22		451.49			2,627.48
05	11/30/2022	AC-000150	00WOR2092 /IN: 141002 Desirae Hurst NOV22 ACCR 11/30/22		451.49			3,078.97
05	11/30/2022	AC-000150	00WOR2092 /IN: 141002 Heaven Westendorff NOV22 ACCR 11/30/22		451.49			3,530.46
05	11/30/2022	AC-000150	00WOR2092 /IN: 141002 Matthew Chronister NOV22 ACCR 11/30/22		451.49			3,981.95
06	12/1/2022	AC-000150	Reversal: 00WOR2092 /IN: 141002 Crystal Scott NOV22 ACCR 11/30/22			451.49		3,530.46
06	12/1/2022	AC-000150	Reversal: 00WOR2092 /IN: 141002 Desirae Hurst NOV22 ACCR 11/30/22			451.49		3,078.97
06	12/1/2022	AC-000150	Reversal: 00WOR2092 /IN: 141002 Heaven Westendorff NOV22 ACCR 11/30/22			451.49		2,627.48
06	12/1/2022	AC-000150	Reversal: 00WOR2092 /IN: 141002 Matthew Chronister NOV22 ACCR 11/30/22			451.49		2,175.99
06	12/5/2022	AP-003212	00WOR2092 /IN: 141002 Desirae Hurst		451.49			2,627.48
06	12/5/2022	AP-003212	00WOR2092 /IN: 141002 Crystal Scott		451.49			3,078.97
06	12/5/2022	AP-003212	00WOR2092 /IN: 141002 Matthew Chronister		451.49			3,530.46
06	12/5/2022	AP-003212	00WOR2092 /IN: 141002 Heaven Westendorff		451.49			3,981.95
06	12/12/2022	AP-003216	00COM3740 /IN: 141029 Jerimia Thatcher		63.43			4,045.38
06	12/12/2022	AP-003216	00COM3740 /IN: 141029 Jerimia Thatcher		61.26			4,106.64
06	12/12/2022	AP-003216	00COM3740 /IN: 141029 Jerimia Thatcher		29.26			4,135.90
06	12/12/2022	AP-003216	00COM3740 /IN: 141029 Jerimia Thatcher		15.89			4,151.79
06	12/12/2022	AP-003216	00COM3740 /IN: 141029 Jerimia Thatcher		340.38			4,492.17
06	12/12/2022	AP-003216	00WOR2092 /IN: 141029 Jerimia Thatcher		451.49			4,943.66
09	3/27/2023	AP-003263	00WOR2092 /IN: 141328 Nichole Nirva		376.24			5,319.90
09	3/27/2023	AP-003263	00WOR2092 /IN: 141328 KAYCEE HAWORTH		267.67			5,587.57
09	3/27/2023	AP-003263	00WOR2092 /IN: 141328 CATHERINE COLLINS		267.67			5,855.24
09	3/27/2023	AP-003263	00WOR2092 /IN: 141328 Tara Loudermilk		375.17			6,230.41
09	3/31/2023	AC-000158	00WOR2092 /IN: 141348 Christina Miller MAR23 ACCR 3/31/2023		375.17			6,605.58
09	3/31/2023	AC-000158	00WOR2092 /IN: 141348 Shannon Pickett MAR23 ACCR 3/31/2023		375.17			6,980.75
10	4/1/2023	AC-000158	Reversal: 00WOR2092 /IN: 141348 Christina Miller MAR23 ACCR 3/31/2023			375.17		6,605.58
10	4/1/2023	AC-000158	Reversal: 00WOR2092 /IN: 141348 Shannon Pickett MAR23 ACCR 3/31/2023			375.17		6,230.41
10	4/3/2023	AP-003266	00WOR2092 /IN: 141348 Shannon Pickett		375.17			6,605.58
10	4/3/2023	AP-003266	00WOR2092 /IN: 141348 Christina Miller		375.17			6,980.75
10	4/10/2023	AP-003268	00COM3740 /IN: 141362 KAYCEE HAWORTH		107.44			7,088.19
12	6/30/2023	AC-000161	00COM3740 /IN: 141619 KAYCEE HAWORTH JUN23 ACCR 06/30/23		82.38			7,170.57
				0.00	10,199.86	3,029.29	7,170.57	7,170.57
840-304-87			TUITION:Prog Op's-PATHWAYS	0.00				
02	8/31/2022	AC-000146	00BUT0124 /IN: 140647 Ryan Horton AUG22 ACCR		1,995.00			1,995.00

Funding Stream 87 - PATHWAYS HOME GRANT  
Detail Postings for Period 01 Thru 12 Ending 6/30/2023

Account Number/Description		Period	Date	Journal	Comments	Beginning Balance	Debit	Credit	Net Change	Ending Balance
		03	9/1/2022	AC-000146	08/31/22 Reversal: 00BUT0124 //IN: 140647 Ryan Horton AUG22 ACCR 08/31/22			1,995.00		0.00
		03	9/5/2022	AP-003175	00BUT0124 //IN: 140647 Ryan Horton		1,995.00			1,995.00
		04	10/10/2022	AP-003188	00BUT0124 //IN: 140789 Charles Chambers		1,695.00			3,690.00
		04	10/24/2022	AP-003196	00WHI4610 //IN: 140862 Richard Fewox		4,864.00			8,554.00
		04	10/31/2022	AP-003199	00BUT0124 //IN: 140893 GREGORY FRANKLIN		2,245.00			10,799.00
		04	10/31/2022	AP-003199	00BUT0124 //IN: 140893 Shelly Leitzel		2,995.00			13,794.00
		04	10/31/2022	AP-003199	00BUT0124 //IN: 140893 Jamaal Grimmatt		2,845.00			16,639.00
		04	10/31/2022	AP-003199	00BUT0124 //IN: 140893 Charles Chambers		595.00			17,234.00
		04	10/31/2022	AP-003199	00WHI4610 //IN: 140893 JEREMY MILLER		5,594.00			22,828.00
		05	11/30/2022	AC-000150	00BUT0124 //IN: 141002 Crystal Scott NOV22 ACCR 11/30/22		2,295.00			25,123.00
		05	11/30/2022	AC-000150	00BUT0124 //IN: 141002 Desirae Hurst NOV22 ACCR 11/30/22		1,695.00			26,818.00
		05	11/30/2022	AC-000150	00BUT0124 //IN: 141002 Heaven Westendorff NOV22 ACCR 11/30/22		2,145.00			28,963.00
		05	11/30/2022	AC-000150	00BUT0124 //IN: 141002 Matthew Chronister NOV22 ACCR 11/30/22		4,395.00			33,358.00
		05	11/30/2022	AC-000150	00BUT0124 //IN: 141002 Yolanda Ruiz NOV22 ACCR 11/30/22		135.00			33,493.00
		06	12/1/2022	AC-000150	Reversal: 00BUT0124 //IN: 141002 Crystal Scott NOV22 ACCR 11/30/22			2,295.00		31,198.00
		06	12/1/2022	AC-000150	Reversal: 00BUT0124 //IN: 141002 Desirae Hurst NOV22 ACCR 11/30/22			1,695.00		29,503.00
		06	12/1/2022	AC-000150	Reversal: 00BUT0124 //IN: 141002 Heaven Westendorff NOV22 ACCR 11/30/22			2,145.00		27,358.00
		06	12/1/2022	AC-000150	Reversal: 00BUT0124 //IN: 141002 Matthew Chronister NOV22 ACCR 11/30/22			4,395.00		22,963.00
		06	12/1/2022	AC-000150	Reversal: 00BUT0124 //IN: 141002 Yolanda Ruiz NOV22 ACCR 11/30/22			135.00		22,828.00
		06	12/5/2022	AP-003212	00BUT0124 //IN: 141002 Desirae Hurst		1,695.00			24,523.00
		06	12/5/2022	AP-003212	00BUT0124 //IN: 141002 Yolanda Ruiz		135.00			24,658.00
		06	12/5/2022	AP-003212	00BUT0124 //IN: 141002 Crystal Scott		2,295.00			26,953.00
		06	12/5/2022	AP-003212	00BUT0124 //IN: 141002 Matthew Chronister		4,395.00			31,348.00
		06	12/5/2022	AP-003212	00BUT0124 //IN: 141002 Heaven Westendorff		2,145.00			33,493.00
		06	12/12/2022	AP-003216	00BUT0124 //IN: 141029 Jerimia Thatcher		129.00			33,622.00
		07	1/16/2023	AP-003230	00BUT0124 //IN: 141121 JEREMY GLENN		2,245.00			35,867.00
		08	2/27/2023	AP-003250	00BUT0124 //IN: 141257 Brandon Rosipal		2,245.00			38,112.00
		09	3/13/2023	AP-003256	00BUT0124 //IN: 141295 KAYCEE HAWORTH		1,995.00			40,107.00
		09	3/13/2023	AP-003256	00BUT0124 //IN: 141295 CATHERINE COLLINS		2,290.00			42,397.00
		09	3/13/2023	AP-003256	00KAN4882 //IN: 141295 Marvin Kearney		5,294.50			47,691.50
		09	3/27/2023	AP-003263	00BUT0124 //IN: 141328 MICHAEL PAPPS		4,395.00			52,086.50
		09	3/27/2023	AP-003263	00BUT0124 //IN: 141328 Tara Loudermilk		595.00			52,681.50
		09	3/31/2023	AC-000158	00BUT0124 //IN: 141348 Christina Miller MAR23 ACCR 3/31/2023		150.00			52,831.50
		09	3/31/2023	AC-000158	00BUT0124 //IN: 141348 john Romans MAR23 ACCR 3/31/2023		2,245.00			55,076.50
		09	3/31/2023	AC-000158	00BUT0124 //IN: 141348 Shannon Pickett MAR23 ACCR 3/31/2023		2,795.00			57,871.50
		10	4/1/2023	AC-000158	Reversal: 00BUT0124 //IN: 141348 Christina Miller MAR23 ACCR 3/31/2023			150.00		57,721.50
		10	4/1/2023	AC-000158	Reversal: 00BUT0124 //IN: 141348 john Romans MAR23 ACCR 3/31/2023			2,245.00		55,476.50
		10	4/1/2023	AC-000158	Reversal: 00BUT0124 //IN: 141348 Shannon Pickett MAR23 ACCR 3/31/2023			2,795.00		52,681.50
		10	4/3/2023	AP-003266	00BUT0124 //IN: 141348 john Romans		2,245.00			54,926.50
		10	4/3/2023	AP-003266	00BUT0124 //IN: 141348 Shannon Pickett		2,795.00			57,721.50
		10	4/3/2023	AP-003266	00BUT0124 //IN: 141348 Christina Miller		150.00			57,871.50
		10	4/30/2023	AC-000159	00BUT0124 //IN: 141418 Quantezz Butler APR23 ACCR 04/30/23		2,995.00			60,866.50
		10	4/30/2023	AC-000159	00BUT0124 //IN: 141418 Thomas Wood APR23 ACCR 04/30/23		4,395.00			65,261.50
		11	5/1/2023	AC-000159	Reversal: 00BUT0124 //IN: 141418 Quantezz Butler APR23 ACCR 04/30/23			2,995.00		62,266.50
		11	5/1/2023	AC-000159	Reversal: 00BUT0124 //IN: 141418 Thomas Wood APR23 ACCR 04/30/23			4,395.00		57,871.50
		11	5/1/2023	AP-003278	00BUT0124 //IN: 141418 Thomas Wood		4,395.00			62,266.50
		11	5/1/2023	AP-003278	00BUT0124 //IN: 141418 Quantezz Butler		2,995.00			65,261.50
		12	6/19/2023	AP-003305	00BUT0124 //IN: 141536 NICHOLAS ARNETT		2,245.00			67,506.50
		12	6/30/2023	AC-000161	00BUT0124 //IN: 141580 Andre Claibourn JUN23 ACCR 06/30/23		299.00			67,805.50
						0.00	93,045.50	25,240.00	67,805.50	67,805.50
905-304-87					SUBRECIPIENT GRANTS:Prog Op's-PATHWAYS	0.00				
		01	7/1/2022	AC-000141	Reversal: 00ECK9999 //IN: EY202206 JUN22 ACCR 06/30/22			409.80		409.80
		01	7/18/2022	AP-003154	00ECK9999 //IN: EY202206		409.80			0.00

**Funding Stream 87 - PATHWAYS HOME GRANT  
Detail Postings for Period 01 Thru 12 Ending 6/30/2023**

Account Number/Description				Beginning Balance	Debit	Credit	Net Change	Ending Balance
Period	Date	Journal	Comments					
02	8/22/2022	AP-003168	00ECK9999 /IN: EY202207		344.66			344.66
03	9/19/2022	AP-003181	00ECK9999 /IN: EY202208		345.38			690.04
04	10/31/2022	AP-003201	00ECK9999 /IN: EY202209		334.54			1,024.58
05	11/21/2022	AP-003211	00ECK9999 /IN: EY202210		396.05			1,420.63
06	12/31/2022	AC-000152	Eckerd Youth Alternatives, Inc. DEC22 ACCR 11/30/22		379.84			1,800.47
07	1/1/2023	AC-000152	Reversal: Eckerd Youth Alternatives, Inc. DEC22 ACCR 11/30/22			379.84		1,420.63
07	1/9/2023	AP-003228	00ECK9999 /IN: EY202211		379.84			1,800.47
07	1/30/2023	AP-003236	00ECK9999 /IN: EY202212		384.64			2,185.11
08	2/27/2023	AP-003252	00ECK9999 /IN: EY202301		398.71			2,583.82
09	3/20/2023	AP-003261	00ECK9999 /IN: EY202302		392.57			2,976.39
10	4/17/2023	AP-003274	00ECK9999 /IN: EY202303		385.24			3,361.63
10	4/30/2023	AC-000159	Eckerd Connects GJ Correction APR23 ACCR 04/30/23			3,771.43		409.80-
10	4/30/2023	AC-000159	MUS Pathway Indirects Correction APR23 ACCR 04/30/23			4,337.87		4,747.67-
11	5/1/2023	AC-000159	Reversal: Eckerd Connects GJ Correction APR23 ACCR 04/30/23		3,771.43			976.24-
11	5/1/2023	AC-000159	Reversal: MUS Pathway Indirects Correction APR23 ACCR 04/30/23		4,337.87			3,361.63
11	5/15/2023	GJ-003397	admin sheet 5923 adjust			3,771.43		409.80-
<b>Funding Stream 87 - PATHWAYS HOME GRANT Total:</b>				<u>0.00</u>	<u>12,260.57</u>	<u>12,670.37</u>	<u>409.80-</u>	<u>409.80-</u>
				0.00	807,483.41	805,719.53	1,763.88	1,763.88

General Ledger Detail Report

Workforce Alliance of (WFA)

Funding Stream 88 - Pathways Admin  
Detail Postings for Period 01 Thru 12 Ending 6/30/2023

Account Number/Description				Beginning Balance	Debit	Credit	Net Change	Ending Balance
Period	Date	Journal	Comments					
510-204-88			CONTRACT SERVICES:Operations-Path Adm	0.00				
10	4/30/2023	AC-000159	MUS Pathway Indirects Correction APR23 ACCR 04/30/23			3,077.08		3,077.08-
11	5/1/2023	AC-000159	Reversal: MUS Pathway Indirects Correction APR23 ACCR 04/30/23		3,077.08			0.00
				<u>0.00</u>	<u>3,077.08</u>	<u>3,077.08</u>	<u>0.00</u>	<u>0.00</u>
525-204-88			EQUIPMENT:Operations-Path Adm	0.00				
10	4/30/2023	AC-000159	MUS Pathway Indirects Correction APR23 ACCR 04/30/23			0.49		0.49-
11	5/1/2023	AC-000159	Reversal: MUS Pathway Indirects Correction APR23 ACCR 04/30/23		0.49			0.00
				<u>0.00</u>	<u>0.49</u>	<u>0.49</u>	<u>0.00</u>	<u>0.00</u>
530-304-88			INDIRECT EXP:Prog Op's-Path Adm	0.00				
10	4/30/2023	AC-000159	MUS Pathway Indirects Correction APR23 ACCR 04/30/23		3,077.08			3,077.08
11	5/1/2023	AC-000159	Reversal: MUS Pathway Indirects Correction APR23 ACCR 04/30/23			3,077.08		0.00
				<u>0.00</u>	<u>3,077.08</u>	<u>3,077.08</u>	<u>0.00</u>	<u>0.00</u>
905-204-88			SUBRECIPIENT GRANTS:Operations-Path Adm	0.00				
10	4/30/2023	AC-000159	MUS Pathway Indirects Correction APR23 ACCR 04/30/23			1.87		1.87-
11	5/1/2023	AC-000159	Reversal: MUS Pathway Indirects Correction APR23 ACCR 04/30/23		1.87			0.00
				<u>0.00</u>	<u>1.87</u>	<u>1.87</u>	<u>0.00</u>	<u>0.00</u>
<b>Funding Stream 88 - Pathways Admin Total:</b>				<u>0.00</u>	<u>6,156.52</u>	<u>6,156.52</u>	<u>0.00</u>	<u>0.00</u>
<b>**The Detail Report is Not in Balance**</b>				<u>0.00</u>	<u>813,639.93</u>	<u>811,876.05</u>	<u>1,763.88</u>	<u>1,763.88</u>
<b>Report Total:</b>				<u>0.00</u>	<u>813,639.93</u>	<u>811,876.05</u>	<u>1,763.88</u>	<u>1,763.88</u>





*Serving Employers and Job Seekers in  
Butler, Cowley, Harper, Kingman, Sedgwick & Sumner Counties*

**Attachment #5- VP-COO Position Description**



**Vice President/Chief Operating Officer**  
**Position Description**

**Name:** Chad Pettera  
**FLSA Status:** Exempt  
**Prepared Date:** 2/19/2013  
**Most Recent Update:** 5/18/23

**SUMMARY DESCRIPTION**

The Vice President/Chief Operating Officer (COO) reports to the Chief Executive Officer (CEO). The COO is responsible for leading and managing an array of services and programs. The COO reviews, on an ongoing basis, services being offered, and develops new programs as needs emerge. The COO is responsible for all activities pertaining to human resources, finances, contracts, and program operations. The COO will report to the CEO, and ultimately the Board of Directors of all program operations.

The COO partners with peers on operations, but is responsible for all program planning, organizing, operating, and staffing. COO is responsible for the facilities operated by the organization. The COO is responsible for ensuring the services are in compliance with all federal, state, funding, regulations, certifications, and licensing requirements.

The COO serves as the recipient's liaison with CRC, monitoring and investigating the recipient's activities which includes monitoring collection of data ensuring compliance with nondiscrimination and EEO requirements of WIOA and 29 CFR 38.

**PRIMARY DUTIES AND RESPONSIBILITIES**

- Provide effective and inspiring leadership, as well as stewardship of the Workforce Alliance by being actively involved in all programs and services.
- Implement and lead a continuous quality improvement process throughout the program and service areas, focusing on system/process improvement.
- Promote regular and ongoing opportunities for all staff to give feedback on operations.
- Lead a high performing team of managers and supervisors and encourage continuous improvement and development.
- Ensure program activities operate consistently within the mission, vision, and values of the organization
- Provide budget development and oversight and promote sound fiscal management
- Ensure compliance with rules, regulations, and laws that apply to the operations of the organization
- Serve, monitor and investigate as the recipient's liaison with CRC ensuring nondiscrimination and equal opportunity requirements of WIOA and 29 CFR 38. Conduct outreach and education about equal opportunity and nondiscrimination requirements.
- Review, develop and publish the recipient's procedures including tracking, logging, investigating ensuring compliance with 29 CFR 38.

- Lead the procurement process for products and/or services
- Lead the Human Resources function of the organization
- Lead the accounts payable and receivable functions
- Report to the Board and Committees on finances, program performance, program outcomes, and current operations
- Oversee the audit and monitoring process for the organization
- Identify areas of opportunities for the organization and implement strategies to achieve ultimate performance
- Other Related Duties and Responsibilities as Assigned

**MINIMUM REQUIRED SKILLS AND EXPERIENCE:**

- Baccalaureate required, Masters Degree preferred
- Minimum of five years program or project management experience
- Minimum of two years managing workforce development of economic development programs
- Knowledge of and experience in fiscal management, budgeting and reporting
- Strong written and oral communication skills
- Strong customer service skills
- Ability to work as part of a team
- Ability to manage multiple tasks simultaneously
- Ability to develop and maintain professional working relationships with management, co-workers, partners, and the general public.

**PHYSICAL ESSENTIAL FUNCTIONS:**

The physical demands described here are representative of those that must be met by an employee to successfully perform the essential functions of this job. Reasonable accommodations may be made to enable individuals with disabilities to perform the essential functions.

While performing the duties of this job, the employee is occasionally required to stand; walk; sit; use hands to finger, handle, or feel objects, tools or controls; reach with hands and arms; climb stairs; balance; stoop, kneel, crouch or crawl; talk or hear; taste or smell.

The employee must occasionally lift and/or move up to 25 pounds. Specific vision abilities required by the job include close vision, distance vision, color vision, peripheral vision, depth perception, and the ability to adjust focus.

**WORK ENVIRONMENT:**

The Work environment characteristics described here are representative of those that must be met by an employee to successfully perform the essential functions of this job. Reasonable accommodations may be made to enable individuals with disabilities to perform the essential functions.



**Vice President/Chief Operating Officer**

**Position Description**

**Page 3**

While performing the duties of this job, the employee is exposed to weather conditions prevalent at the time.

The noise level in the work environment is usually moderate.

**GENERAL SIGN OFF:**

The employee is expected to adhere to all agency policies and to act as a role model in the adherence to agency policies.

I have read and understand this explanation and job description.

Employee Signature: Chad Pettera Digitally signed by Chad Pettera  
DN: O=Workforce Alliance of South Central  
Kansas, CN=Chad Pettera, E=Chad@  
workforce-ks.com  
Reason: I am approving this document  
Location:  
Date: 2023.08.01 13:34:27-05'00'  
Foxit PDF Editor Version: 12.1.3 Date: \_\_\_\_\_

Supervisor Signature: Keith Lawing Digitally signed by Keith Lawing  
DN: O=Workforce Alliance, CN=Keith Lawing, E=keith  
@workforce-ks.com  
Reason: I am approving this document  
Location:  
Date: 2023.08.09 10:51:00-05'00'  
Foxit PDF Editor Version: 12.0.1 Date: \_\_\_\_\_



*Serving Employers and Job Seekers in  
Butler, Cowley, Harper, Kingman, Sedgwick & Sumner Counties*

# **Equal Opportunity Evaluation**

Prepared by  
Dawn Fanning

**August 29, 2023**



*Serving Employers and Job Seekers in  
Butler, Cowley, Harper, Kingman, Sedgwick & Sumner Counties*

The Workforce Alliance Monitoring Department (WAMD) conducted a comprehensive review of Local Area IV's compliance with all equal opportunity and access policies during the months of June through July 2023. Interviews were conducted with supervisors responsible for enforcing policies and protocols and each was asked to complete an Equal Opportunity Self-Evaluation. Following is a summary of any significant items identified requiring further attention and some recommendations for improvement.

### **Local Level Equal Opportunity Officers**

Designation of local-level EO Officers is an obligation of Local Workforce Development Areas (LWDA). The responsibility of ensuring compliance with the nondiscrimination and equal opportunity provisions of WIOA for the LWDA and its affiliated Service Providers rests with the LWDA. Small recipients must designate an individual who will be responsible for adopting and publishing complaint procedures, and processing complaints (29 CFR 38.28(b) and 29 CFR 38.32).

The LWDA has assigned the WA's Chief Operating Officer (COO) as their local designated EO Officer. This is communicated in most of the local policies and procedures related to equal access and antidiscrimination, along with the correct contact information. The following are the local policies related to these topics:

- Equal Opportunity and Affirmative Action Policy
- Equal Access Policy
- Limited English Proficiency Policy
- Grievance and Complaint Policy

Local policies are made available to the public on the WA's website at [Policies \(workforce-ks.com\)](https://www.workforce-ks.com). Staff interviewed were easily able to identify the local and State level EO officers and how to contact them. Although no findings were identified, the following are some suggestions for improvement after reviewing the current policies.

1. Best practice is to have an easily recognizable and specific page on the website dedicated to equal opportunity and antidiscrimination information. At this time, members of the public would need to find the link for local policies and sort through these to find and open the policies regarding these practices, or find the tiny link at the bottom of the page. The WAMD believes it should be easier for the public to find this information.



*Serving Employers and Job Seekers in  
Butler, Cowley, Harper, Kingman, Sedgwick & Sumner Counties*

2. Not all of the relevant local policies clearly identify the COO as the local EO Officer; his name and contact information should be added to all relevant forms for continuity and clarity.

### **Notices and Communication**

Service Providers and Small Recipients should be posting the "EO is the Law" Notice. For Service Providers, the Notice should show the name and contact information of the Local-level EO Officer as designated by the LWDA. For Small Recipients, the Notice should show the name and contact information of the individual designated to investigate complaints.

The "EO is the Law" Notice was sufficiently posted in all of the offices operated in the LWDA and on the website pages. It is also routinely shared with staff and customers via electronic and paper manuals and forms and during basic career services eligibility determination and KansasWorks (KW) registration. The WA provides the Notice in appropriate formats for individuals with hearing and/or visual impairments. They also provide free access to the Language Line to provide verbal translation of the Notice into numerous languages. The provision of the Notice is documented in customer electronic files as these are provided to customers, and the HR department includes a signed acknowledgment of receipt of this information in employee files.

The "Equal Opportunity employer/program" and "Auxiliary aids and services are available upon request to individuals with disabilities" taglines are included on all recruitment brochures, news media broadcasts, and other materials that are ordinarily distributed and that describe WIOA programs or requirements for participation in services offered by the LWDA. The TTY phone number and email address are also included at the bottom of all forms.

The Wichita Workforce Center provides a variety of alternative methods of communication access, including amplified telephones, TTY with printouts, and hands-free speaker phones with large number pads. They also offer accommodations for computer access, including a large monitor with a moveable mounting arm, screen enlargement software, speech synthesizer and screen reading software, a flatbed scanner, an alternative keyboard, large keyboard caps and keyboard orientation aids, and a height adjustable table. They also provide access to recordings of relevant trainings on their website.

No findings were identified, but the following are suggestions for improvements.

1. Ensure that instructions for all TTY equipment is readily available for staff in order for them to more efficiently serve customers.



*Serving Employers and Job Seekers in  
Butler, Cowley, Harper, Kingman, Sedgwick & Sumner Counties*

2. The large monitor with moveable mounting arm appears to be broken; look into fixing or replacing this.
3. Create written procedures for how staff should respond to customer requests for copies of their services and notes.

### **Assurances**

The LWDA provides written assurances that they will comply with the nondiscrimination and equal opportunity provisions of Section 188 of the Workforce Innovation and Opportunity Act (WIOA); the implementing regulations at 29 CFR, Part 38; Title VI of Civil Rights Act of 1964; Section 504 of the Rehabilitation Act of 1973; the Age Discrimination Act of 1975; Title IX of the Education Act of 1972; and the Americans with Disabilities Act of 1990 within their onboarding paperwork typically provided through DocuSign; new employees must sign off on the receipt of this information. The required assurance language found in 29 CFR § 38.25, or reference to it, appears on all grant applications, agreements, and contracts that were examined during this review.

### **Universal Access**

Upon a review by the WAMD, the LWDA appears to take reasonable steps to ensure meaningful universal access to all programs and activities offered in their area. They routinely coordinate with community partners who serve a variety of specialized populations, and conduct partner lunches and trainings to ensure that services are communicated to target populations. They conduct assessments to determine the language assistance needs of customers and provide Language Line services free of charge to any customers who require accommodations. They also utilize the assistance of community partner organizations, as appropriate.

Staff advised that service animals are allowed in the Workforce Centers and that staff are verbally instructed to assist customers using a service animal without prejudice; however, staff noted that there is not a written policy or procedure to provide them with official guidance on these matters. It was suggested that this would be beneficial, particularly in regards to how other customers might react to the presence of service animals in the Center.

The entrances to the facility meet ADA requirements and are wheelchair accessible, and all of the restrooms in Wichita are ADA compliant and adequately marked with the correct signage. The local EO Officer reported that he periodically conducts an accessibility checklist when entering into lease agreements for facilities. No major EO or accessibility issues were noted for the other county offices operated by this LDWA, but a few items were mentioned as potential concerns.





*Serving Employers and Job Seekers in  
Butler, Cowley, Harper, Kingman, Sedgwick & Sumner Counties*

The following suggestions for improvement are being made after completing this review.

1. Ensure that all staff covering the front desk know where to locate the language assessment card and how to use it; make sure staff in the other offices are familiar with this as well.
2. Continue exploring options for an improved entrance at the Wichita Workforce Center for increased accessibility as soon as this is possible (possibly not until the next lease negotiation).
3. Staff commented that privacy for special populations is a concern and requested that at least one session room have a phone installed for customers requiring the assistance of Language Line services. This has since been completed.
4. Continue pursuing updates and improvements to accessibility equipment.
5. Add specific language to the local Equal Access Policy regarding service animals and create a procedure for staff to communicate expectations.
6. Add the WorkKeys testing link to one of the computers out front in the Sumner office so that testing is more wheelchair accessible (the WorkKeys room in Sumner has a threshold drop off that could be potentially unsafe for individuals with limited mobility).

### **Compliance with Section 504 of the Rehabilitation Act of 1973, and 29 CFR Part 38**

The WAMD spoke with the WA HR department to confirm their hiring practices related to nondiscrimination and equal opportunities. They report that they ensure nondiscrimination in the recruitment, hiring, promotion, award of tenure, demotion, transfer, layoff, termination, rates of pay or other form of compensation, job assignments, job classifications, seniority lists, leave of absence, sick leave or other forms of leave, fringe benefits, training, professional meetings, employer-sponsored activities, or any other term, condition, or privilege of employment, for individuals with disabilities. They provide new employees with the Code of Business Conduct and Ethics during the onboarding process and have them sign off on acknowledgments, including the EEO statement.

They also reported that they periodically review job qualifications to ensure they do not exclude individuals with disabilities, are related to the performance of the job, and are consistent with business necessity and safe performance. All contracts reviewed specified that nondiscrimination and equal opportunity is the law, and contractors are required to clearly advertise this when hiring for and promoting contracted services.



*Serving Employers and Job Seekers in  
Butler, Cowley, Harper, Kingman, Sedgwick & Sumner Counties*

## **Collection and Maintenance of Equal Opportunity Data**

The KW database collects demographics information on program applicants and participants, and reports are routinely pulled to demonstrate the populations being served by the LWDA. Limited demographic data is collected on individuals applying for employment at the Workforce Center. All records related to terminees, employees, and applicants for employment, whether in electronic form or hard copy, are maintained for at least three years from the close of the relevant program year.

## **Complaint Processing Procedures**

The LWDA reports that they utilize the State's Complaint Processing Procedures for processing complaints under WIOA Section 188. Staff, applicants, and participants are provided with a copy of the Grievance and Complaint Policy and advised of how to file a complaint of discrimination if they feel so inclined. Staff interviewed indicated that they were aware that retaliation by management and/or coworkers for filing a complaint or participating in a complaint investigation is prohibited, but they did express some concerns about the existing process. Several staff members stated that they were afraid that some retaliation might occur depending on who was involved in the complaint.

It was reported that no complaints have been received regarding any of their practices within the past 3 years.

The following is a suggestion for improvement based on this review.

1. Discuss concerns and brainstorm possible improvements to the current complaint process with the management team and review the Code of Conduct and Ethics.

## **Summary**

This review of EO and nondiscrimination indicates that the LWDA is not in clear violation of any laws or regulations related to these topics and is doing a good job of ensuring that these requirements are met in all of their Centers. However, there is always room for improvement and several suggestions were made by staff and the WAMD to augment the existing practices and ensure that all individuals receive equal opportunities in any interactions with the LAIV Workforce Centers and their staff. Any questions regarding this monitoring report should be directed to the Chief Operations Officer.