



**LWDB Program Operations and Performance Committee
Meeting Agenda**

Thursday, May 6, 2021 • 11:30 a.m.

Zoom Meeting: <https://us02web.zoom.us/j/87554135870>

1. **Welcome and Introductions:** Tony Naylor, Co-Chair (11:30)
 2. **Workforce Innovation & Opportunity Act (WIOA) Regional and Local Plans:** Denise Houston (11:35) (pp. 2-3)
WIOA requires each Local Area to have an approved Regional and Local Plan. Local Area IV plans have been submitted to the State of Kansas following the comment period.
Recommended action: Receive and file.
 3. **Demand Occupations List for Program Year 2021:** Denise Houston (11:40) (pp. 4-26)
An ongoing function of the Workforce Alliance (WA) Local Workforce Development Board (LWDB) is to annually review the Demand Occupations List for Local Area IV. Materials to assist the Committee in this assignment include Eligible Training Provider List, Training Report and Career Maps.
Recommended action: Approve the Demand Occupation List for Program Year 2021.
 4. **Workforce Center Operations:** George Marko (11:55) (pp. 27-31)
 - A. Transition from Virtual to In-Person Services
 - B. Partnership with Cowley County Update**Recommended action: Take appropriate action.**
 5. **Proposed Policy Revisions:** Denise Houston (11:55) (pp. 32-33)
Policy revisions are proposed for continuous improvement, changes to program design, and budget reductions.
Recommended Action: Approve the policy changes as presented.
 6. **Consent Agenda:** Tony Naylor (12:15)
Members of the Committee may request discussion on any of the action items at the meeting or the items may be accepted as presented in a single motion.
 - A. Meeting Minutes from March 4, 2021 (pp. 34-36)
 - B. Workforce Innovation & Opportunity Act (WIOA) Performance Reports Program Year 2020 (PY 20) (pp. 37-45)
 - C. Additions to the Eligible Training Provider (ETP) List (pp. 46-47)
 - D. Regional Economic Impact Report (pp. 48-49)
 - E. One-Stop Operator Report (pp. 50-51)**Recommended Action: Approve the consent agenda as presented.**
 7. **Adjourn** (12:45)
-

The next LWDB Program Operations and Performance Committee Meeting is scheduled for 11:30 a.m. on July 8, 2021

May 6, 2021

Submitted By: Denise Houston

Item

Local Area IV WIOA Plans

Background

The Workforce Innovation and Opportunity Act (WIOA) requires each Local Area to have an approved Regional and Local Plan. These plans must be reviewed and updated every four years. The State of Kansas has divided Kansas into two planning regions. Local Area IV is part of planning region II with Local Areas I and V.

Analysis

Workforce Alliance staff drafted the updated Local Plan based on WIOA guidelines. The Regional Plan was drafted with Local Areas I and V, and with technical assistance from a consultant. The Regional and Local Plan was approved by the Local Workforce Development Board and Chief Elected Officials Board on April 28, 2021 and submitted to the Kansas Department of Commerce on April 29, 2021. The Regional and Local Plan will be considered approved by the Governor at the end of the 90-day period beginning on May 1, 2021.

Implementation of the Regional and Local Plan will begin on July 1, 2021. The plans set the strategies for the next three years including goals, service delivery, integration and co-enrollment of the One Stop Workforce System. Staff will work with partners to begin implementation of the strategies.

A few of the key tactics from the Regional and Local Area WIOA plans are listed below.

Regional Plan

- Formalize the convening of industry leaders, businesses, education, economic development, labor, and community-based organizations across the region to establish expectations, needs, and gaps
- Coordinate outreach efforts with Local Areas I and V
- Retain talent in the region by focusing on work-based learning opportunities including Registered Apprenticeship
- Expand youth employment opportunities throughout the region
- Implement rural regional strategies

Local Plan

- Enhanced customer referrals and release of information
- Effective communication among all partners
- Easy access to information for customers
- Collaborative case management and co-enrollment
- Coordinated outreach efforts with WIOA Core programs and Workforce Center partners
- Cross training

May 6, 2021

Submitted By: Denise Houston

Strategic Goals Supported

This activity supports the following Strategic goals of the Local Workforce Development Board:

- Meet or exceed the negotiated performance of WIOA Title I programs to maximize community impact
- Enhance youth employment opportunities by expanding partnerships with business, schools, and other community organizations
- Increase the awareness of workforce programs and services throughout South Central Kansas
- Expand the community impact of the Workforce Alliance through higher level of board member participation
- Proactively approach the employment and skills training challenges and opportunities of the future with energy and planning today

Recommended Action

Receive and file.

Item

Demand Occupation List Review - Staff Recommendations

Background

It is an annual function for the Workforce Alliance Local Workforce Development Board (LWDB) to review and update the Demand Occupations List. Staff has researched current labor market trends, surveyed staff, employers, Board members, and reviewed regional initiatives to determine occupations in demand in Local Area IV.

Analysis

The results of the staff, employer, and Board member surveys indicate the majority would like to keep the occupations currently on the list. There were several suggestions on occupations to add. Those suggestions were evaluated when making the recommendation of additions to the list.

Programs proposed for addition include Construction Technology/Trades/Laborer, Data Scientists, Bioengineers/Biomedical Engineers, Fire Science/Firefighter, and Substance Abuse Counselors. All of the proposed programs for addition show projected growth in the next ten years in Kansas and a median hourly wage in Kansas above the Local Area IV self-sufficient wage.

Programs for proposed removal include Inspection, Instrumentation, and Retail Salesperson. The Retail Salesperson was specifically for Youth participants. The Youth contractor who was providing that training is no longer providing it. Inspection and Instrumentation are showing a projected decline over the next ten years and no participants have enrolled in training in these areas.

A review of current participants in training across multiple programs show 273 in Advanced Manufacturing/Advance Materials, three in Agriculture, four in Automotive, 34 in Construction, 27 in Data Services/Information Technology, 130 in Healthcare, two in Hospitality, six in Public Safety, 198 in Apprenticeship, one in Social Services, 15 in Transportation and Logistics, and 58 in Other occupations.

For Program Year 2021 (PY21), staff recommends adding Construction Technology/Trades/Laborer, Data Scientists, Bioengineers/Biomedical Engineers, Fire Science/Firefighter, and Substance Abuse Counselors. Staff recommends removing Inspection, Instrumentation, and Retail Salesperson. Staff recommends all other occupations remain on the list. The proposed PY21 Demand Occupations List and supporting documentation follows.

Strategic Goals Supported

This activity supports the following Strategic goals of the Local Workforce Development Board:

- Meet or exceed negotiation performance of WIOA Title I programs to maximize community impact
- Proactively approach the employment and skills training challenges and opportunities of the future with energy and planning today

Recommended Action

Approve the Demand Occupation List for Program Year 2021.

**Proposed PY21
 Kansas Local Area IV WIOA Approved Training List**

Industry	O*Net Code	Occupation	KS Median Wage/Hr. (2020 - O*Net)	KS Growth Projection 2018-2028 (O*Net)	WA Staff Recommendation	
Advanced Manufacturing	49-3011	Aviation Maintenance Technology/ A&P (Aircraft Mechanics)	\$ 28.64	0%	Remain	
	49-2091	Avionics	\$ 30.14	-6% Decline	Remain	
	17-3013	CAD/CAM & CATIA	\$ 25.63	-3% Decline	Remain	
	51-2092	Composite Fabrication & Repair	\$ 16.69	-11% Decline	Remain	
	51-9161	Computer Controlled Machine Tool Operator (CNC)	\$ 20.65	-4% Decline	Remain	
	49-3031	Diesel Mechanics	\$ 22.34	2%	Remain	
	47-2111	Electrician	\$ 25.85	4%	Remain	
	17-2011	Engineering (Aerospace/Chemical/ Electrical/ Industrial/Mechanical)	\$ 49.75	-3% Decline	Remain	
	Advanced Materials	51-4191	Heat Treating Equipment Setters, Operators & Tenders, Metal and Plastic	\$ 21.27	-12% Decline	Remain
		47-2073	Heavy Equipment Operator	\$ 19.42	3%	Remain
	Aerospace*	53-7051	Industrial Equipment Operator	\$ 18.62	13%	Remain
		49-9071	Industrial Maintenance Technician	\$ 17.99	6%	Remain
		51-4081	Machine Tool Operator- Metal and Plastic	\$ 17.64	6%	Remain
		17-3026	Manufacturing or Production Technicians	\$ 26.78	4%	Remain

	17-3029.01	Nondestructive Testing (NDT) or Inspection	\$ 26.10	8%	Remain
	11-1021	Operations Management Technical Certificate	\$ 39.77	5%	Remain
	19-4099.01	Quality Control or Inspection (O*NET - Quality Control Analyst)	\$ 23.26	5%	Remain
	17-3024.01	Robotics Technician	\$ 24.79	3%	Remain
	47-2211	Sheet Metal Workers	\$ 22.36	5%	Remain
	11-3071-04	Supply Chain/Logistics Managers	\$ 46.59	5%	Remain
	51-4111	Tool and Die Maker	\$ 28.55	-5% Decline	Remain
	51-4033	Tooling	\$ 16.29	-7% Decline	Remain
	53-3032	Transportation Equipment (Heavy and Tractor-Trailer Truck Drivers)	\$ 22.30	2%	Remain
	51-4121	Welders, Cutters, Solderers, and Brazers	\$ 19.89	4%	Remain
Agriculture*	19-4021	Biological Technicians	\$ 19.33	3%	Remain
	49-3041	Farm Equipment Mechanics and Service Technicians	\$ 23.25	4%	Remain
	11-9121	Natural Sciences Managers	\$ 59.84	3%	Remain
	53-7081	Refuse and Recyclable Material Collectors	\$ 15.52	8%	Remain
	19-1013	Soil and Plant Scientists	\$ 28.63	11%	Remain
	19-1023	Zoologists and Wildlife Biologists	\$ 26.66	8%	Remain
Automotive	49-3023	Automotive Service Technicians and Mechanics	\$ 19.31	-6% Decline	Remain
Construction	47-2031	Construction Carpenters	\$ 19.54	3%	Remain

	47-2061	Construction Technology/Trades/Laborer	\$ 16.91	5%	Add
	49-9021	HVAC	\$ 25.19	6%	Remain
Data Services Information Technology*	11-3021	Computer and Information System Managers (IM System Managers)	\$ 60.28	12%	Remain
	15-1232	Computer User Support Specialists	\$ 22.32	11%	Remain
	15-1212	Cyber Security (Information Security Analysts)	\$ 41.06	29%	Remain
	15-2051	Data Scientists	\$ 40.76	31%	Add
	15-1244	Network and Computer Systems Administrators	\$ 35.09	6%	Remain
	15-1252	Software Applications	\$ 44.12	25%	Remain
	15-1252	Software Developers	\$ 44.12	25%	Remain
	15-1252	Software Engineers	\$ 44.12	25%	Remain
	15-1254	Web Developer	\$ 28.92	10%	Remain
Educational Services	25-2012 thru 25-2054	Teacher	\$ 27.00	4%	Remain
Healthcare*	43-3021	Acute Coding/Medical Billing (Billing, Posting and Rate Clerks)	\$ 18.05	4%	Remain
	11-9111	Administration/Management (Medical and Health Service Managers)	\$ 42.83	11%	Remain
	29-2072	American Health Information Management Association Certified Coding Specialist	\$ 19.41	5%	Remain

17-2031	Bioengineers and Biomedical Engineers	\$ 43.59	5%	Add
31-1131	Certified Nurse Aide (CNA)-Only as part of a career pathway	\$13.69	2%	Remain
31-1121	Certified Medication Aide (CMA)	\$ 10.97	22%	Remain
31-9091	Dental Assistant/Hygienist	\$ 19.03	-2% Decline	Remain
11-3021	Health Information Technology (HIT)	\$ 60.28	12%	Remain
31-1121	Home Health Aide (HHA)- Only as part of a career pathway	\$ 10.97	22%	Remain
29-2061	Licensed Practical Nurse (LPN)	\$ 21.70	0%	Remain
31-9092	Medical Assistant	\$ 15.18	10%	Remain
29-2012	Medical Laboratory Technician	\$ 22.87	5%	Remain
29-2072	Medical Records Technician	\$ 19.41	5%	Remain
29-2011	Medical Technology BS	\$ 22.87	5%	Remain
31-2011	Occupational Therapy Assistant	\$ 29.28	16%	Remain
29-2052	Pharmacy Technician/Pharmacy Aid	\$ 16.86	4%	Remain
31-9097	Phlebotomist	\$16.07	12%	Remain
31-2021	Physical Therapy Assistant (PTA)	\$ 28.42	12%	Remain
29-2034	Radiological Technician/Sonography	\$ 26.47	4%	Remain
29-1141	Registered Nurse (RN)	\$ 30.07	8%	Remain
29-1126	Respiratory Therapist	\$ 27.91	20%	Remain
29-2055	Surgical Technologist	\$ 21.63	5%	Remain

Hospitality	35-1011	Chefs and Head Cooks	\$ 21.40	3%	Remain
K-12 CTE	All Certifications and Credentials included on the Kansas Excel in CTE Initiative approved list are included on the Kansas Local Area IV WIOA Approved Training List for Youth program only. Remain				
Oil and Gas*	19-2031	Chemist	\$ 37.27	5%	Remain
	47-2073	Equipment Operator	\$ 19.42	3%	Remain
	19-4043	Geologist	\$ 23.41	0%	Remain
	19-4043	Geophysical Data Technician	\$ 23.41	0%	Remain
	49-9041	Industrial Controls	\$ 27.27	7%	Remain
	51-9061	Inspection	\$ 21.68	-16% Decline	Remove
	47-5012	Instrumentation	\$ 23.59	-6% Decline	Remove
	17-3029.01	Industrial Radiographer	\$ 26.10	8%	Remain
On-the-Job Training	All occupations with demonstrated self-sufficient wages will be approved for OJT if employer has an active contract with the Workforce Alliance. Remain				
Public Safety	29-2042	Emergency Medical Technicians and Paramedics	\$ 14.17	1%	Remain
	33-2011	Fire Science/Firefighters	\$ 16.66	3%	Add
	21-1092	Probation Officers and Correctional Treatment Specialists	\$ 21.35	0%	Remain
	33-3051	Police and Sheriff's Patrol Officers	\$ 22.84	2%	Remain
Registered Apprenticeship	All Occupations and Related Technical Instruction for Apprenticeship Programs that have been registered with the Kansas State Office of Apprenticeship for the South Central Region are included on the Kansas Local Area IV WIOA Approved Training List. RA's must also meet Local Area IV self-sufficient wage requirements. Remain				
Retail**	41-2031	Retail Salespersons	\$ 12.00	-4% Decline	Remove
Social Services	211011	Substance Abuse Counselors	\$ 21.43	13%	Add

	21-1021	Social Worker	\$ 21.18	4%	Remain
Transportation and Logistics*	53-3032	CDL	\$ 22.30	2%	Remain

*Industry corresponds to a Career Pathway. Career Pathways allow job seekers, students, and parents to explore educational requirements and career opportunities in prevalent industry clusters within the region. For more information, visit www.greaterwichtapartnership.org/about_us/regional_growth_plan

** Retail: For participants in the WIOA Youth program only

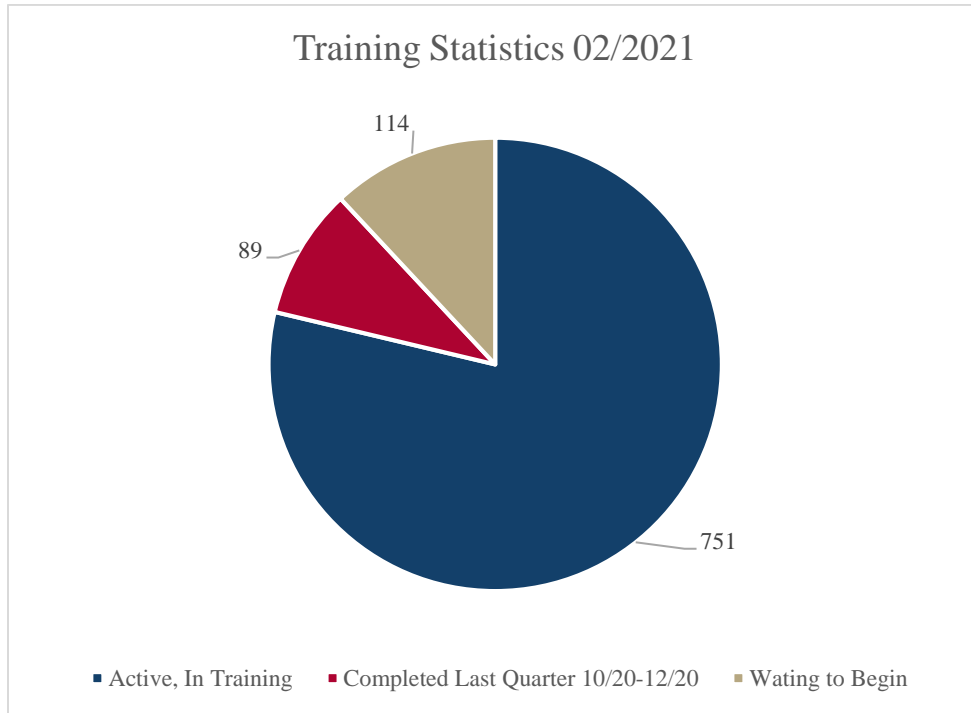
DRAFT

The goal of the Workforce Alliance Local Workforce Development Board is to leverage resources and align services to increase the community impact of the annual Federal allocation from WIOA. At the direction of the LWDB, staff and Workforce Center partners seek opportunities to secure grants and collaborate on training projects to bring more funding to the region. The result is job seekers in Local Area IV have access to a number of different employment and training programs.

Below are graphs reporting current statistics by sectors, training providers, occupations, leveraged funds, and expended funds for training programs administered through the Workforce Centers of South Central Kansas which include:

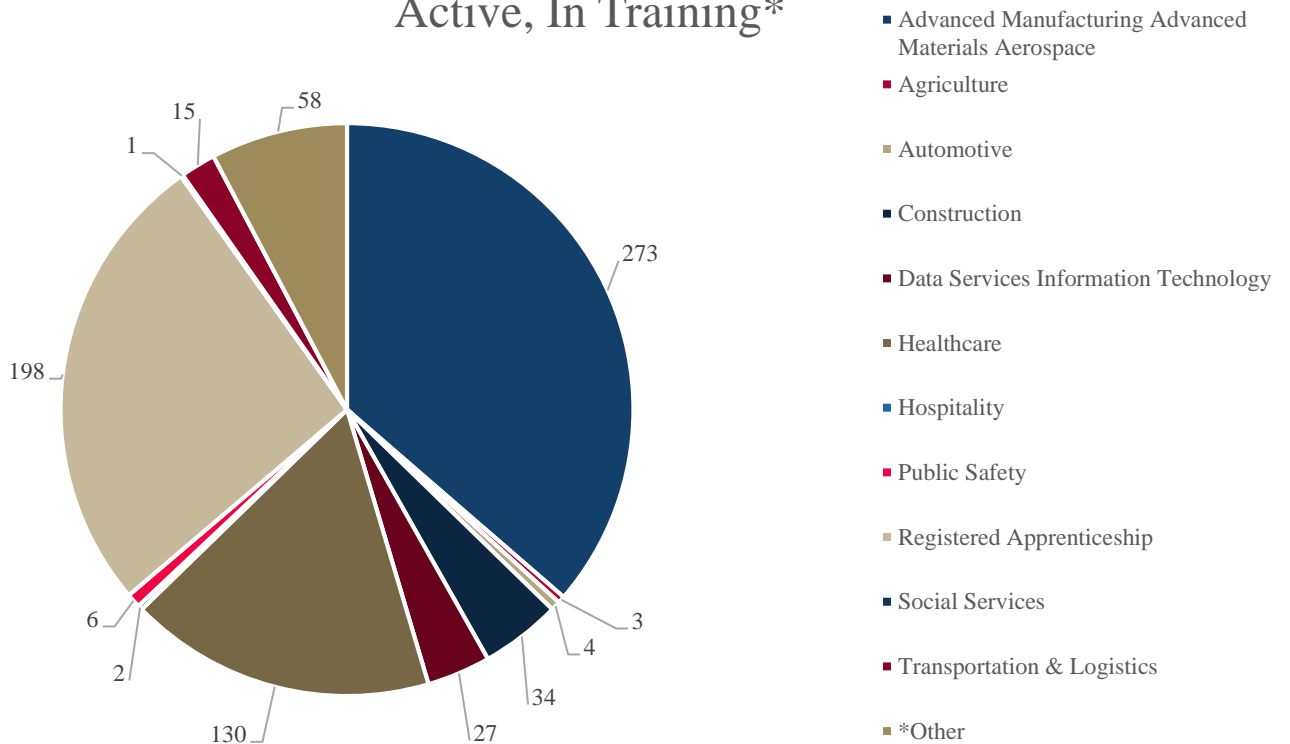
- WIOA Adult
- WIOA Dislocated Worker
- National Dislocated Worker Grant- Aviation
- WIOA Youth
- Kansas Health Professions Opportunity Project (KHPOP)
- Pell Grants
- Trade Adjustment Assistance (TAA)
- Kansas Advanced Manufacturing Program (KAMP)
- United Way Healthcare
- Retaining Employment and Talent After Injury/Illness Network (RETAIN)
- Partner4Work Dislocated Worker Grant

Graphs include active, completed, and participants waiting to begin training by demand occupations.



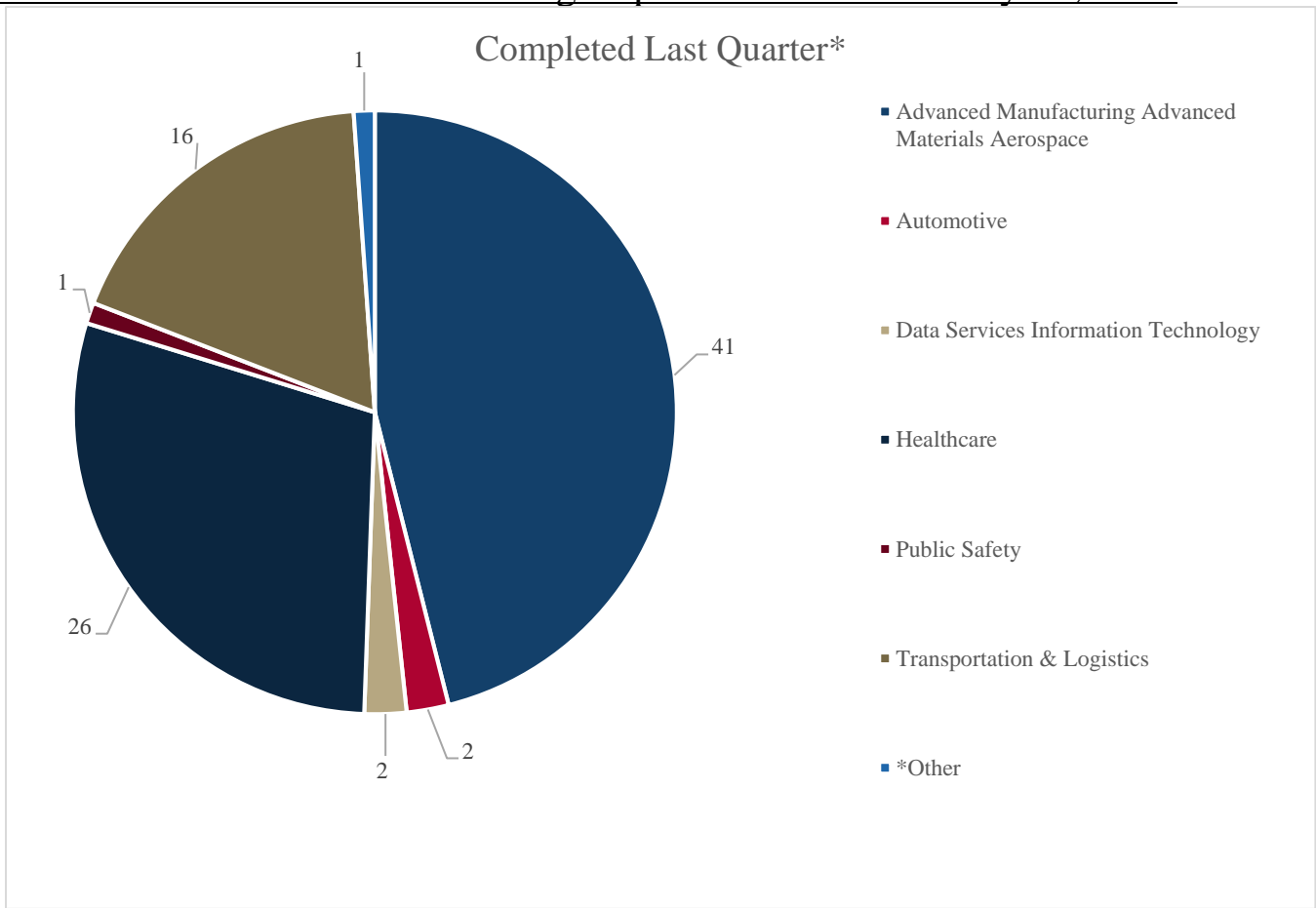
Training Statistics February 2021	
Active, In Training	751
Completed Last Quarter (10/2020 through 12/2020)	89
Waiting to Begin	114

Active, In Training*



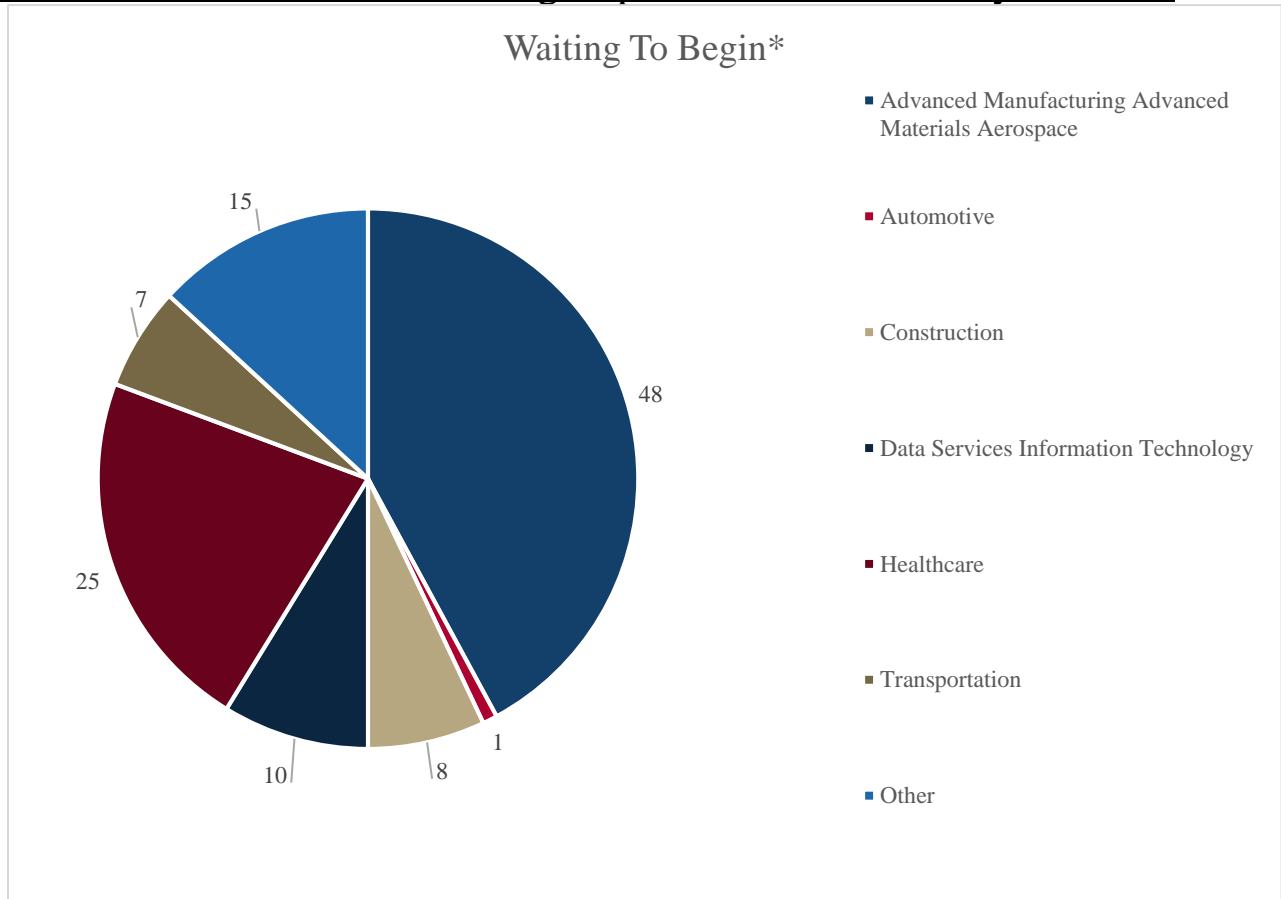
*Chart includes only fields with participants

Active, In Training	
Advanced Manufacturing, Advanced Materials, Aerospace	273
Agriculture	3
Automotive	4
Construction	34
Data Services Information Technology	27
Educational Services	0
Healthcare	130
Hospitality	2
K-12 CTE	0
Oil, Gas, Energy	0
Public Safety	6
Registered Apprenticeship	198
Retail	0
Social Services	1
Transportation & Logistics	15
Other	58
Total	751



*Chart includes only fields with participants

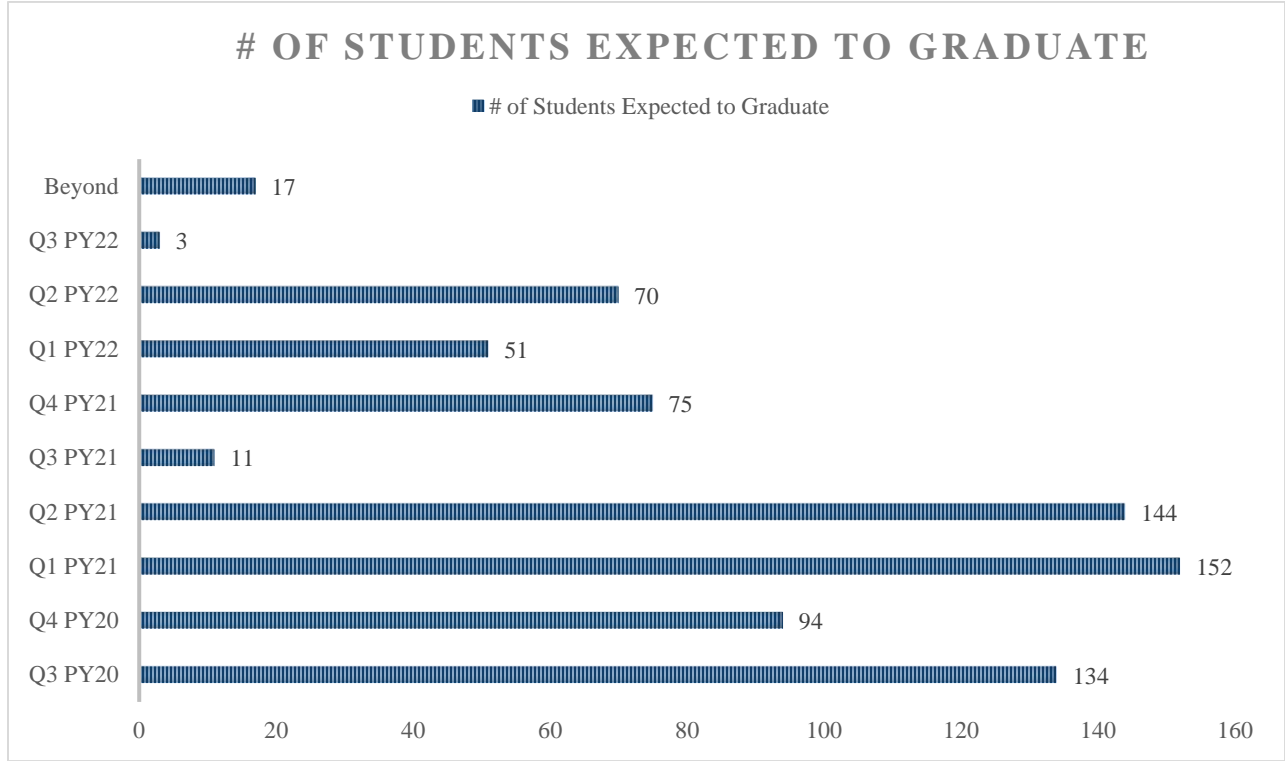
Completed Last Quarter	
Advanced Manufacturing, Advanced Materials, Aerospace	41
Agriculture	0
Automotive	2
Construction	0
Data Services Information Technology	2
Educational Services	0
Healthcare	26
Hospitality	0
K-12 CTE	0
Oil, Gas, Energy	0
Public Safety	1
Registered Apprenticeship	0
Retail	0
Social Services	0
Transportation & Logistics	16
*Other	1
Total	89



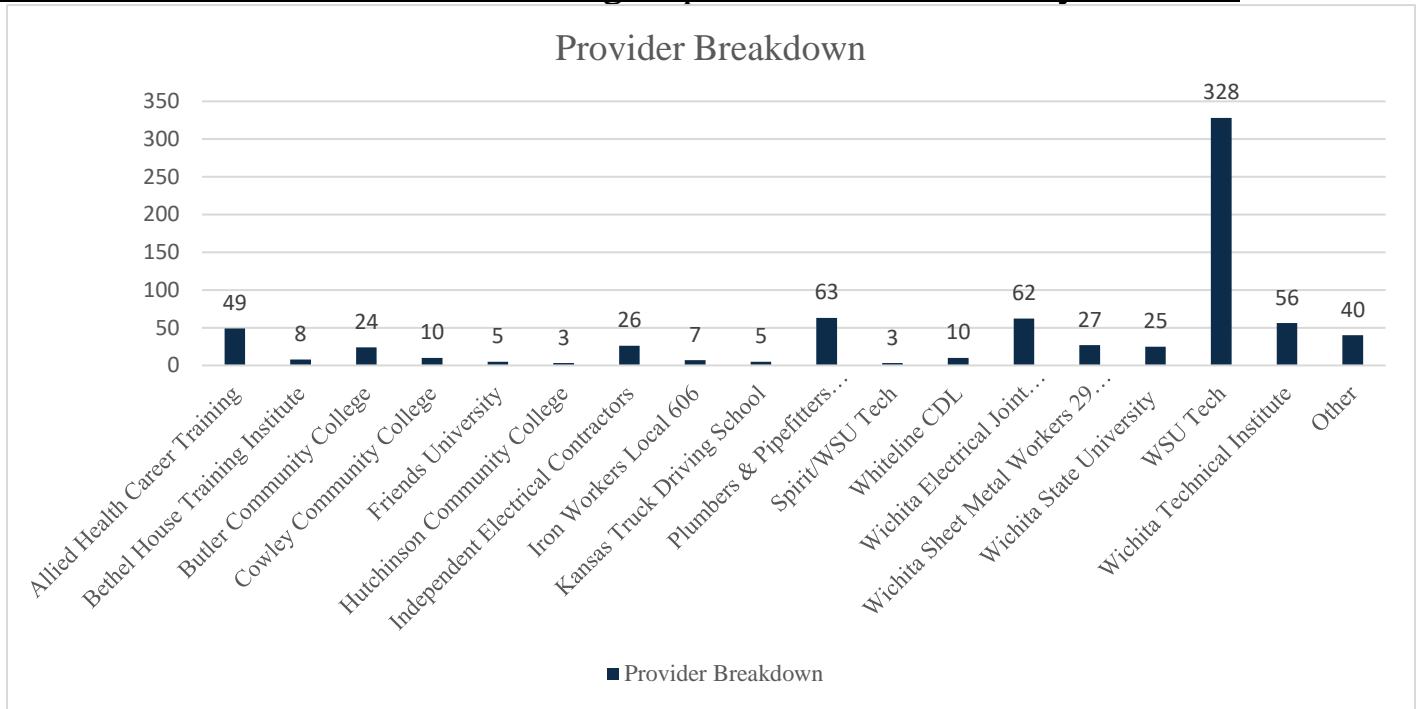
*Chart includes only fields with participants

Waiting to Begin**	
Advanced Manufacturing, Advanced Materials, Aerospace	48
Agriculture	0
Automotive	1
Construction	8
Data Services, Information Technology	10
Educational Services	0
Healthcare	25
Hospitality	0
K-12 CTE	0
Oil, Gas, Energy	0
Public Safety	0
Registered Apprenticeship	0
Retail	0
Social Services	0
Transportation	7
Other	15
Total	114

**Eligibility has been determined for funding support; participants are waiting on training program to begin (scheduled to start within the next 90 days).



	Q3 PY20	Q4 PY20	Q1 PY21	Q2 PY21	Q3 PY21	Q4 PY21	Q1 PY22	Q2 PY22	Q3 PY22	Beyond
Number of Students Expected to Graduate	134	94	152	144	11	75	51	70	3	17



Participants Per Provider	
Allied Health Career Training	49
Bethel House Training Institute	8
Butler Community College	24
Cowley Community College	10
Friends University	5
Hutchinson Community College	3
Independent Electrical Contractors	26
Iron Worker Local 606	7
Kansas Truck Driving School	5
Plumbers & Pipefitters Apprenticeship Training of Kansas	63
Spirit AeroSystems/WSU Tech	3
Whiteline CDL	10
Wichita Electrical Joint Apprenticeship Training Council	62
Wichita Sheet Metal Workers 29 JATC	27
Wichita State University	25
WSU Tech	328
Wichita Technical Institute	56
Other	40
--Cox Machine: 2	
--TECT: 5	
Total	751

Training Breakdown by Occupations

<u>Industry</u>	<u>Occupations</u>	
Advanced Manufacturing Advanced Materials Aerospace= 273	Aviation Maintenance Technology/ A&P (Aircraft Mechanics)	72
	Avionics	9
	CAD/CAM & CATIA	6
	Composite Fabrication & Repair	7
	Computer Controlled Machine Tool Operator (CNC)	49
	Diesel Mechanics	0
	Electrician	2
	Engineering (Aerospace/Chemical/Electrical/Industrial/Mechanical)	36
	Heat Treating Equipment Setters, Operators & Tenders, Metal and Plastic	0
	Heavy Equipment Operator	0
	Industrial Equipment Operator	3
	Industrial Maintenance Technician	3
	Machine Tool Operator-Metal and Plastic	27
	Manufacturing or Production Technicians	11
	Non-Destructive Testing (NDT) or Inspection	23
	Operations Management Technical Certification	0
	Quality Control or Inspection (O*NET –Quality Control Analyst)	1
	Robotics Technician	2
	Sheet Metal Workers	0
	Supply Chain Managers	8
Tool and Die Maker	0	
Tooling	1	
Transportation Equipment (Heavy and Tractor Trailer Truck Drivers)	0	
Welders, Cutters, Solderers, and Brazers	13	
Agriculture = 3	Biological Technicians	0
	Farm Equipment Mechanics and Service Technicians	3
	Natural Sciences Managers	0
	Refuse and Recyclable Material Collectors	0
	Soil and Plant Scientists	0
	Zoologists and Wildlife Biologists	0
Automotive= 4	Automotive Service Technicians & Mechanics	4
Construction= 4	Carpentry	1
	HVAC	33
Data Services Information Technology= 27	Computer and Information System Managers (IM System Managers)	6
	Computer User Support Specialists	2
	Cyber Security (Information Security Analysts)	5
	Network and Computer System Administrators	10
	Software Applications	0
	Software Engineers	2
Web Developer	2	

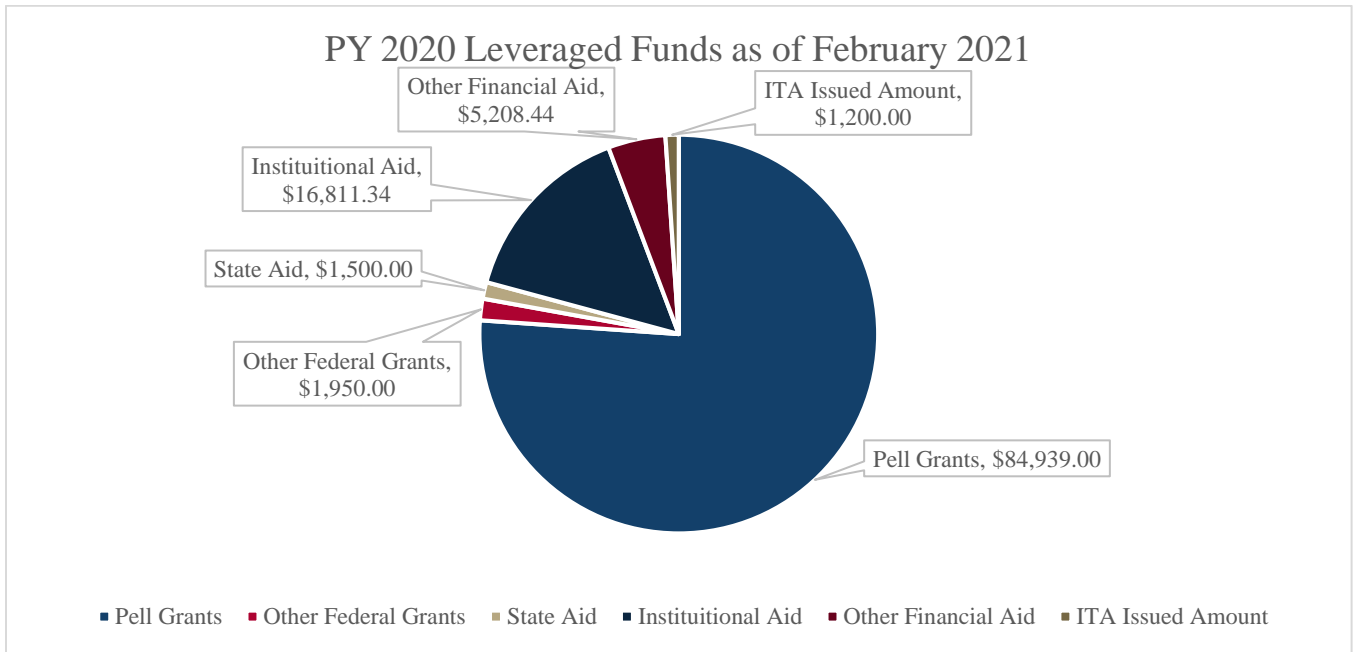
Workforce Centers PY2020 Training Report

February 17, 2021

Health Care= 130	Acute Coding/Medical Billing (Billing, Posting, and Rate Clerks)	13
	Administration/Management (Medical and Health Service Managers)	3
	American Health Information Management Association Certified Coding Specialist	0
	Certified Nurse Aide (CNA)-Only as part of a career pathway	20
	Certified Medication Aide (CMA)	7
	Dental Assistant/Hygienist	1
	Health Information Technology (HIT)	0
	Home Health Aide (HHA)- Only as part of a career pathway	0
	Licensed Practical Nurse (LPN)	26
	Medical Assistant	29
	Medical Laboratory Technician	0
	Medical Records Technician	4
	Medical Technology BS	0
	Occupational Therapy Assistant	0
	Pharmacy Technician/Pharmacy Aid	7
	Phlebotomist	4
	Physical Therapy Assistant (PTA)	1
	Radiology Technician/Sonography	2
	Registered Nurse (RN)	4
Respiratory Therapist	2	
Surgical Technologist	7	
Hospitality=2	Chefs & Head Cooks	2
Oil/Gas/Energy=0	Chemist	0
	Equipment Operator	0
	Geologist	0
	Geophysical Data Technician	0
	Industrial Controls	0
	Inspection	0
	Instrumentation	0
	Radiographer	0
Public Safety= 6	Emergency Medical Technicians and Paramedics	2
	Probation Officers and Correctional Treatment Specialists	0
	Police and Sheriff's Patrol Officers	4
Registered Apprenticeship= 198	Construction Carpenters	4
	Electrical Apprentice	89
	Plumbers and Pipefitters	63
	Industrial Machinery Mechanics	35
	Iron Workers	7
Social Services= 1	Social Worker	1
Transportation and Logistics= 15	CDL	15
Other= 58	Other	58

Leveraged Funds

A total of \$111,608.78 has been leveraged in Local Area IV so far in Program Year 2020 by KHPOP and WIOA participants. The breakdown of the information is as follows:

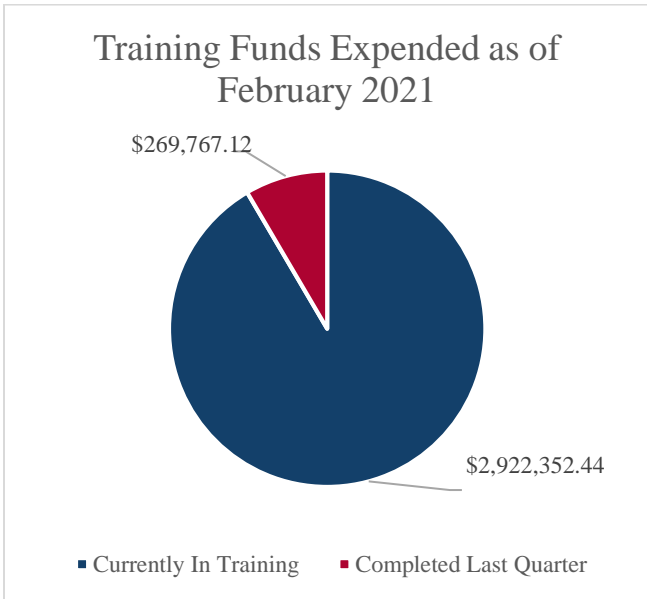


Program Year Leveraged Funds to Date					
Pell Grants	Other Federal Grants	State Aid	Institutional Aid	Other Financial Aid	ITA Issued Amount
\$84,939.00	\$1,950.00	\$1,500.00	\$16,811.34	\$5,208.44	\$1,200.00

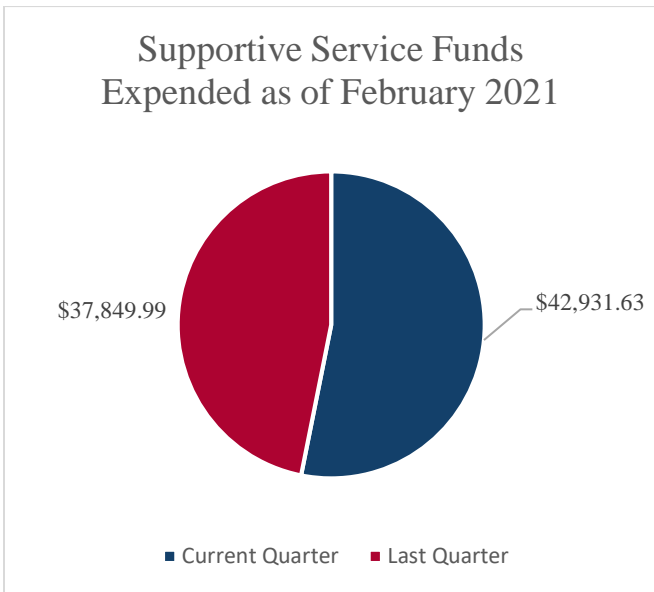
*Participants are co-enrolled in WIOA and are leveraging training funds from different funding streams and resources such as Pell Grants

Funds Expended on Training

A total of \$3,192,119.56 in training dollars has been expended on customers currently in training and those who completed in the last quarter. A total of \$80,781.62 in supportive service dollars has been expended on training customers in the previous and current quarter. The breakdown of the information is as follows:



Funds Expended on Training	
Currently in Training	Completed Last Quarter
\$2,922,352.44	\$269,767.12



Funds Expended on Supportive Services	
Current Quarter	Last Quarter
\$42,931.63	\$37,849.99



HEALTHCARE CAREER PATHWAY

SOUTH CENTRAL KANSAS

JANUARY – MARCH 2021

1,552 JOB POSTINGS	DIRECT PATIENT CARE	DIAGNOSTIC & THERAPEUTIC	ADMINISTRATIVE & CORPORATE
<u>Doctoral or Professional Degree</u> (6+ years) 48 JOBS	<u>Physicians and Surgeons, Physical Therapists, Occupational Therapists, Audiologists, General Practitioners</u> 36 JOB POSTINGS \$28.42 to \$90+ Hourly Rate	<u>Dentists, Orthodontist, Pharmacists, Optometrists</u> 9 JOB POSTINGS \$48.64 to \$72.59 Hourly Rate	<u>Healthcare CEO/Administrator, Healthcare Lawyer</u> 3 JOB POSTINGS \$24.88 to \$90+ Hourly Rate
<u>Master Degree</u> (6+ years) 80 JOBS	<u>Nurse Practitioner, Occupational Therapist, Physician Assistant, Nurse Anesthetist, Speech-Language Pathologist</u> 26 JOB POSTINGS \$31.19 to \$65.30 Hourly rate	<u>Mental Health Counselor, Marriage and Family Therapist</u> 26 JOB POSTINGS \$14.68 to \$39.40 Hourly Rate	<u>Healthcare Social Worker, Medical Service Manager, Health Educator Statistician</u> 28 JOB POSTINGS \$23.67 to \$90+ Hourly Rate
<u>Bachelor Degree</u> (4 years) 170 JOBS	<u>Nurse (BSN) Nurse Administrator</u> 22 JOB POSTINGS \$20.04 to \$48.86 Hourly Rate	<u>Medical/Clinical Laboratory Technicians, Dietitians and Nutritionists</u> 62 JOB POSTINGS \$16.94 to \$38.92 Hourly Rate	<u>Business Office Manager, Financial, Human Resources, Marketing, Systems Analysts</u> 86 JOB POSTINGS \$29.47 to \$62.81 Hourly Rate
<u>Associate Degree</u> (2 years) 483 JOBS	<u>Registered Nurse, Physical Therapy Assistant, Occupational Therapy Assistant, Respiratory Therapist, Sonographer, Cardiovascular Technician</u> 374 JOB POSTINGS \$19.87 to \$36.81 Hourly Rate	<u>Medical and Clinical Lab Assistant, Dental Hygienist, Radiology Technician</u> 45 JOB POSTINGS \$17.45 to \$29.64 Hourly Rate	<u>Medical Records and Health Information Technologist, Patient Liaison or Case Manager</u> 64 JOB POSTINGS \$10.80 to \$23.87 Hourly Rate
<u>Technical Certification, Certificate or Credential</u> (1-2 years) 404 JOBS	<u>Licensed Practical Nurse, Nursing Assistant, Emergency Medical Technician, Medical Assistant, Surgical Assistant</u> 299 JOB POSTINGS \$9.32 to \$14.38 Hourly Rate	<u>Dental Assistant, Phlebotomist, Home Health Aide</u> 55 JOB POSTINGS \$14.13 to \$22.52 Hourly Rate	<u>Medical Secretary, Medical Records Clerk</u> 50 JOB POSTINGS \$9.90 to \$20.60 Hourly Rate
<u>High School/GED</u> 367 JOBS	<u>Physical Therapy Aide, Patient Transporter, Emergency Room or Sterile Processing Technician</u> 111 JOB POSTINGS \$8.13 to \$11.76 Hourly Rate	<u>Pharmacy Clerk, Optician, Dietary Technician/Cook, Caregiver</u> 94 JOB POSTINGS \$9.43 to \$18.62 Hourly Rate	<u>Receptionist, Telephone Operator, Customer Service, Janitorial</u> 162 JOB POSTINGS \$9.63 to \$22.01 Hourly Rate

2021 Q1 Summary

4,613 Total Jobs (all industries) from 433 Companies

1,552 Healthcare Industry Jobs from 71 Companies

Job postings found at www.kansasworks.com

Wage Data found at www.onetonline.org

Online comparison cost and earnings data from KS colleges and universities graduates at www.ksdegrestats.org

Additional Career Data at <https://www.kscarenav.gov>



IT SYSTEMS AND SUPPORT CAREER PATHWAYS

SOUTH CENTRAL KANSAS

JANUARY – MARCH 2021

166 TOTAL POSTINGS	INFORMATION SUPPORT SERVICES	PROGRAMMING AND SOFTWARE DESIGN	NETWORK SYSTEMS	WEB & DIGITAL COMMUNICATIONS
<u>Graduate or Post Graduate</u> (4+ years) 14 JOBS	<u>Chief Informatics Officer, Director of Informatics</u> 7 JOB POSTINGS \$31.06 to \$77.80 Hourly Rate	<u>Senior Computer Programmers, Senior Systems Engineers</u> 6 JOB POSTINGS \$31.52 to \$80.34 Hourly Rate	<u>Director of Risk Management, Director of Privacy and Security</u> 0 JOB POSTING \$36.94 to \$90+ Hourly Rate	<u>Senior Web Developers</u> 1 JOB POSTINGS \$23.06 to \$44.58 Hourly Rate
<u>Bachelor Degree</u> (4 years) 102 JOBS	<u>IT Directors, Information Security Analysts, Database Administrators</u> 21 JOB POSTINGS \$20.52 to \$55.88 Hourly Rate	<u>Computer Programmers, Systems Engineers, Software Engineers</u> 55 JOB POSTINGS \$25.57 to \$59.02 Hourly Rate	<u>Systems Analysts, Systems Administrators, Network Architects, Hardware Engineers</u> 25 JOB POSTINGS \$19.32 to \$42.55 Hourly Rate	<u>Web Developers, Director of Online Marketing Strategy & Performance</u> 1 JOB POSTINGS \$19.32 to \$42.55 Hourly Rate
<u>Associate Degree</u> (2 years) 28 JOBS	<u>IT Directors, Information Security Analysts, Database Administrators</u> 13 JOB POSTINGS \$18.93 to \$52.70 Hourly Rate	<u>Application Specialist, Technician, Installer, Programmer</u> 5 JOB POSTINGS \$19.27 to \$52.69 Hourly Rate	<u>Network Support Technician or Specialist</u> 5 JOB POSTINGS \$17.18 to \$51.11 Hourly Rate	<u>Digital Marketing Graphic Designer E-Commerce Assistance</u> 5 JOB POSTINGS \$12.61 to \$33.57 Hourly Rate
<u>Technical Certification Certificate or Credential</u> (1-2 years) 15 JOBS	<u>Help Desk Technicians PC Technicians</u> 8 JOB POSTINGS \$13.93 to \$39.07 Hourly Rate	<u>Programming Assistant</u> 1 JOB POSTINGS \$16.48 to \$30.65 Hourly Rate	<u>Network Support Specialist</u> 5 JOB POSTINGS \$16.18 to \$30.65 Hourly Rate	<u>Multimedia Specialist</u> 1 JOB POSTINGS \$13.06 to \$26.26 Hourly Rate
<u>High School or GED</u> 6 JOBS	<u>Technical Assistance Call Center, Service Desk</u> 1 JOB POSTINGS \$10.80 to \$28.57 Hourly Rate	<u>Retail, Technical Assistance</u> 1 JOB POSTINGS \$10.80 to \$28.57 Hourly Rate	<u>Technical Assistance Call Center, Service Desk</u> 3 JOB POSTINGS \$10.80 to \$28.57 Hourly Rate	<u>Intern, Social Media Application Support</u> 1 JOB POSTINGS \$10.80 to \$28.57 Hourly Rate

2021 Q1 Summary

4,613 Total Jobs (all industries) from 433 Companies

166 IT Systems and Support IT jobs from 37 Companies

Jobs postings found at www.kansasworks.com

Wage Data found at www.onetonline.org

Online comparison cost and earnings data from KS colleges and universities graduates at www.ksdegreestats.org

Additional Career Data at <https://www.kscareernav.gov>



TRANSPORTATION & LOGISTICS

SOUTH CENTRAL KANSAS

JANUARY – MARCH 2021

128 TOTAL JOBS POSTINGS	PROCUREMENT & SERVICE	TRANSPORTATION OPERATIONS	WAREHOUSING & DISTRIBUTION
<u>Bachelor Degree</u> (4 years) 13 JOBS	<u>Buyer</u> <u>Logistics Specialists</u> <u>Purchasing Manager</u> <u>Sales Executives</u> 6 JOB POSTINGS \$23.67 TO \$51.31 Hourly Rate	<u>Distribution Center Manager</u> <u>Supervisor Dispatcher</u> <u>Fleet Manager, Flight Instructors</u> <u>Operations Analyst</u> <u>Terminal Manager</u> <u>Traffic Manager</u> 4 JOB POSTINGS \$19.18 TO \$49.70 Hourly Rate	<u>Operation Manager</u> <u>Sales Manager</u> 3 JOB POSTINGS \$19.18 TO \$49.70 Hourly Rate
<u>Associate Degree, Technical Certificate or Credential</u> (1-2 years) 43 JOBS	<u>Procurement Specialist, Procurement Clerk, Procurement Technician</u> 0 JOB POSTINGS \$12.71 TO \$22.00 Hourly Rate	<u>Automotive Technician or Mechanics CDL Tractor – Trailer or Truck Driver, Diesel Mechanics, Pilot, Railroad Conductors</u> 38 JOB POSTINGS \$17.19 TO \$35.35 Hourly Rate	<u>Inventory Supervisor</u> <u>Warehouse Supervisor</u> 5 JOB POSTINGS \$19.18 TO \$49.70 Hourly Rate
<u>High School or GED</u> 72 JOBS	<u>Administrative Assistants</u> <u>Customers Service</u> <u>Representatives</u> <u>Office Assistants</u> <u>Sales Specialists</u> 10 JOB POSTINGS \$7.93 TO \$18.15 Hourly Rate	<u>Airfield Operations Specialists</u> <u>Bus Driver</u> <u>Couriers</u> <u>Delivery Driver</u> <u>Dispatchers</u> <u>Dock Supervisors</u> <u>Operations Clerks</u> 41 JOB POSTINGS \$7.93 TO \$18.15 Hourly Rate	<u>Forklift Driver</u> <u>Order Clerks</u> <u>Shipping and Receiving Clerk</u> <u>Warehouse Clerk</u> 21 JOB POSTINGS \$8.06 TO \$18.51 Hourly Rate

2021 Q1 Summary

4,613 Total Jobs (all industries) from 433 Companies

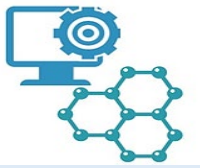
128 Transportation and Logistics Jobs by 49 Companies

Jobs postings found at www.kansasworks.com

Wage Data found at www.onetonline.org

Online comparison cost and earnings data from KS colleges and universities graduates at www.ksdegreestats.org

Additional Career Data at <https://www.kscareernav.gov>



MANUFACTURING CAREER PATHWAY
ADVANCED MANUFACTURING/AEROSPACE
SOUTH CENTRAL KANSAS
JANUARY – MARCH 2021



1227 TOTAL JOBS	PRODUCTION	QUALITY ASSURANCE	MAINTENANCE	ADMINISTRATIVE & CORPORATE
<u>Graduate or Post Graduate</u> (4+ years) 21 JOBS	<u>Research and Development Senior Engineer</u> 3 JOB POSTINGS \$23.67 TO \$51.31 Hourly Rate	<u>Research and Development Senior Engineer</u> 11 JOB POSTINGS \$25.54 TO \$69.57 Hourly Rate	<u>Senior Engineer, Robotics Engineer</u> 11 JOB POSTINGS \$25.00 TO \$72.52 Hourly Rate	<u>Attorney Executive (CEO/VP)</u> 4 JOB POSTINGS \$23.67 to \$90+ Hourly Rate
<u>Bachelor Degree</u> (4 years) 377 JOBS	<u>Engineer, Plant Manager</u> 61 JOB POSTINGS \$23.67 TO \$51.31 Hourly Rate	<u>Supply Chain Manager, Plant Manager</u> 40 JOB POSTINGS \$21.40 TO \$65.31 Hourly Rate	<u>Operations Manager, Industrial Automation Engineer</u> 69 JOB POSTINGS \$19.18 TO \$49.70 Hourly Rate	<u>Accountant, Analyst, Financial, Human Resources, Marketing, Sales Executive, Supply Chain</u> 207 JOB POSTINGS \$29.47 to \$62.81 Hourly Rate
<u>Associate Degree</u> (2 years) 376 JOBS	<u>Production Technician, Junior Engineer, Engineer Technician, Drafter, Production, Assembly Lead, Machine Operator, CNC Technician or Programmer, Machinist, Supply Chain, Production Control</u> 139 JOB POSTINGS \$12.13 TO \$29.47 Hourly Rate	<u>Production or Assembly Lead, Quality Technician, Electrical Technician, Inspector, Supply Chain, Production Control</u> 75 JOB POSTINGS \$17.19 TO \$35.35 Hourly Rate	<u>Production Technician, Junior Engineer, Engineer Technician, Automation Technician, Industrial Maintenance Technician (non-janitorial)</u> 115 JOB POSTINGS \$16.97 TO \$36.38 Hourly Rate	<u>Accounting Clerk, Contract Assistant, Payroll Clerk, Safety Coordinator</u> 47 JOB POSTINGS \$10.80 to \$23.87 Hourly Rate
<u>Technical Certification, Certificate, Credential</u> (1-2 years) 142 JOBS	<u>Advanced Production, Welder, Machine Tending, Material Handling, Forklift Driver</u> 12 JOB POSTINGS \$9.37 TO \$22.55 Hourly Rate	<u>Inventory Planner, Quality Assurance Technician</u> 13 JOB POSTINGS \$9.37 TO \$20.09 Hourly Rate	<u>Airframe and Powerplant Mechanic, Maintenance (non-janitorial), Welder</u> 56 JOB POSTINGS \$15.19 TO \$32.17 Hourly Rate	<u>Customer Service, Sales Assistant</u> 61 JOB POSTINGS \$9.90 to \$20.60 Hourly Rate
<u>High School or GED</u> 303 JOBS	<u>Production/Assembly, Shipping/Receiving</u> 218 JOB POSTINGS \$8.58 TO \$20.09 Hourly Rate	<u>Inventory Clerk</u> 47 JOB POSTINGS \$7.93 TO \$18.15 Hourly Rate	<u>Janitorial, Light Maintenance (non-janitorial)</u> 11 JOB POSTINGS \$8.06 TO \$18.51 Hourly Rate	<u>Office Clerk, Receptionist, Telephone Operator</u> 27 JOB POSTINGS \$9.63 to \$22.01 Hourly Rate

2021 Q1 Summary

4,613 Total Jobs (all industries) from 433 Companies

1227 Manufacturing Industry Jobs from 58 Companies

Jobs postings found at www.kansasworks.com

Wage Data found at www.onetonline.org

Online comparison cost and earnings data from KS colleges and universities graduates at www.ksdegreestats.org

Additional Career Data at <https://www.kscareernav.gov>



OIL AND GAS SOUTH CENTRAL KANSAS JANUARY – MARCH 2021

23 TOTAL JOB POSTINGS	Field Positions	Administrative Positions
<u>Bachelor Degree or Above</u> (4 years or more) 7 JOBS	<u>Chemist, Chemical Engineer, Petroleum Engineer, Civil Engineer, Construction Engineer, Geologist, Geophysical Data Technician, Geophysicist</u> 6 JOB POSTINGS \$25.43 to \$90+ Hourly rate	<u>Accountant, Analyst, Energy Attorney, Human Resource Managers, Information Technology, Marketing Manager, Sales Executive, Supply Chain Manager</u> 1 JOB POSTINGS \$18.84 to \$90+ Hourly rate
<u>Associate Degree</u> (2 years) 15 JOBS	<u>Chemical Technician, Corrosion Technician, Mechanical Technician, Industrial Controls Technician, Inspector, Instrumentation Technician, Radiographer, Welder</u> 14 JOB POSTINGS \$10.02 to \$48.82 Hourly rate	<u>Accounting Clerk, Contract Assistant, Payroll Clerk, Real Estate Agent, Safety Coordinator</u> 1 JOB POSTINGS \$10.47 to \$23.11 Hourly rate
<u>Technical Certification, Certificate or Credential</u> (1-2 Years) 0 JOBS	<u>CDL Driver, Production Technician Equipment Operator, Welding Technician</u> 0 JOB POSTINGS \$9.64 to \$29.42 Hourly rate	<u>Sales Assistant, Real Estate Broker</u> 0 JOB POSTINGS \$9.30 to \$52.17 Hourly rate
<u>High School/GED</u> 0 JOBS	<u>Driver (non-CDL), Production Laborer, Production or Refinery Technician, Pump Operator, Radio Operator, Roustabout</u> 0 JOB POSTINGS \$8.46 to \$37.11 Hourly rate	<u>Office Clerk, Receptionist</u> 0 JOB POSTINGS \$8.60 to \$19.18 Hourly rate

2021 Q1 Summary

4,613 Total Jobs (all industries) from 433 Companies

23 Oil and Gas Jobs by 13 Companies

Job postings found at www.kansasworks.com

Wage Data found at www.onetonline.org

Online comparison cost and earnings data from KS colleges and universities graduates at www.ksdegrestats.org

Additional Career Data at <https://www.kscarenav.gov>

Item

Workforce Centers Operations Update

Background

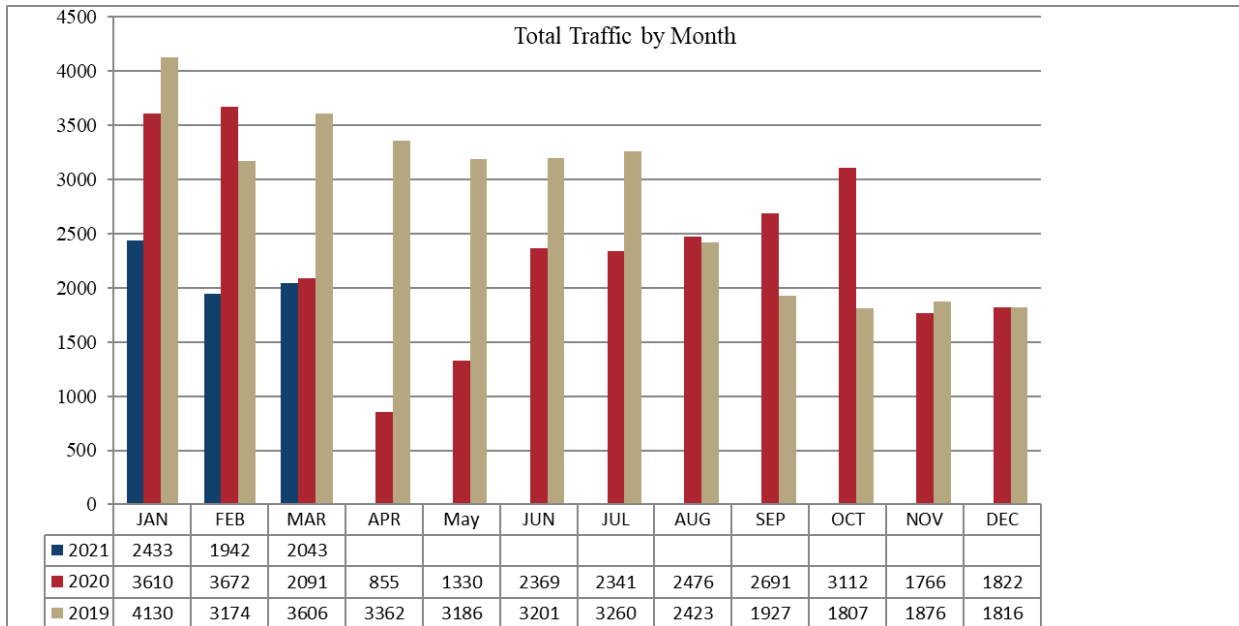
Since February 22nd, the Workforce Centers slowly transitioned back into the office. Starting in the month of March the centers implemented a phased approach to increase access to resources provided by the workforce centers. This phased approach included limited in-person services that started the week of March 8th. Those services included bringing back Tech time on Tuesdays and Thursdays from Noon to 4 pm and currently increasing availability again as of April 19th to Monday-Thursday 10 am to 4 pm. The final phase of the centers reopening plan will be starting the week of May 3rd in which the workforce centers would be fully open for in-person and/or virtual services. Increased services to customers would be additional Workkeys sessions, in-person workshops, one on one career services, and full access to our business services lab for skill assessments and employer applications. Staff working from the office will continue to be COVID tested on a weekly basis to maintain a healthy work environment unless they have been fully vaccinated. The workforce centers will continue customer health screenings and temperature checks as well as enforcing mask requirements and social distancing throughout the facilities.

Cowley College started in-person service on 2/19, over the last two plus months representatives have worked with 26 jobseekers and have connected with 20 employers in the area. In this timeframe Cowley College also hosted a hiring event for Western Industries focusing on production positions targeting both students and available workforce in the area. The results of the event, 2 jobseekers, highlight the challenge of engaging individuals that are interested in open positions. The Workforce Center and Cowley College are committed to working together to strengthen social media campaigns as the Cowley workforce professional will be actively recruiting customers to use the space and apply for any open positions. The Workforce Center and Cowley College will be working together to establish goals and an ongoing report mechanism over the next month. The space is located at Cowley College Galle-Johnson Hall, 125 S. 2nd, Arkansas City, KS 67005.

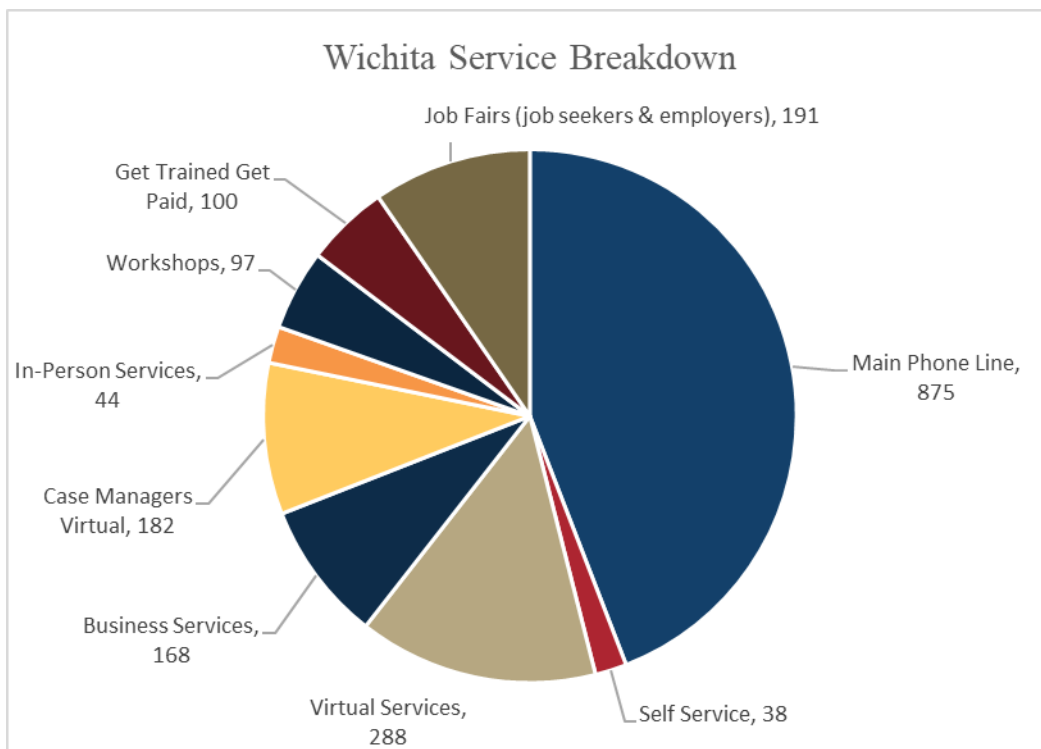
Analysis

The Centers saw 2,043 jobseekers for various services in the month of March. In March, the Workforce Centers connected with 875 jobseekers via the main phone line (316-771-6800). These conversations led to 288 virtual services provided, 182 services by case managers, 100 by the Get Trained Get Paid campaign, and 191 participants in the virtual job fair.

Total Customer Traffic 2021

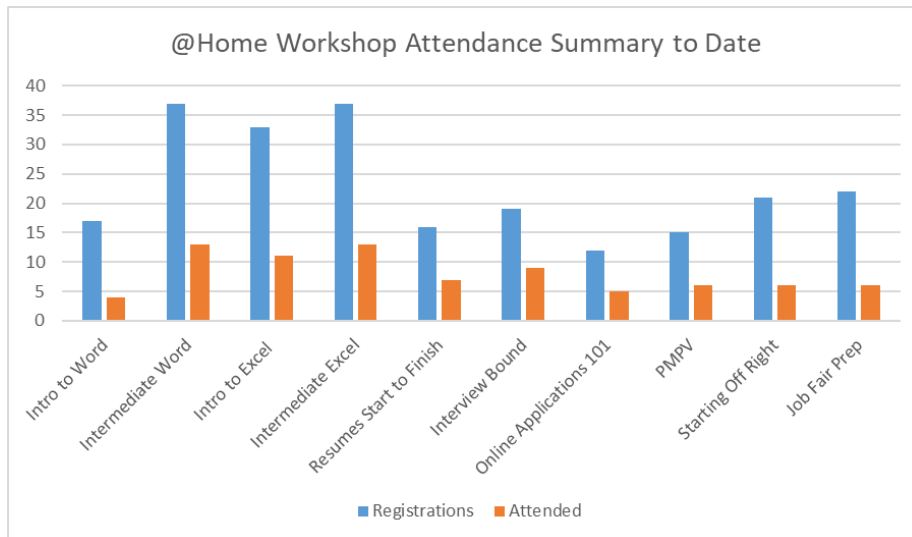


Wichita Service Traffic Breakdown – March 2021



Virtual Workshops

In addition to a wide variety of YouTube content, the workforce centers have been hosting a series of @HOME workshops. This has given customers the ability to participate in a live manner over Zoom to learn or refresh their skills. Monthly, the workforce center has been offering ten @HOME workshops. The workforce centers have seen an increase of registrations, however there has only been a small increase in actual participation. The below chart outlines the workshops and their attendance. Beginning in May the workforce center will start with offering Basic Computers 101 & 102 in person at the Wichita center.

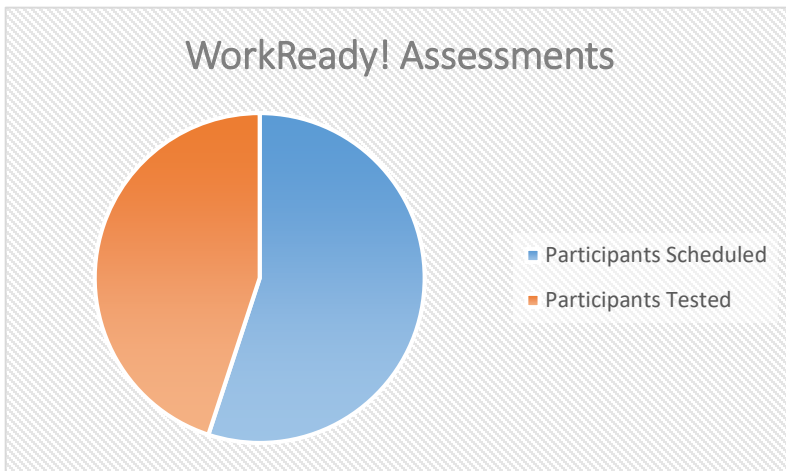


Business Report March 2021

Statewide Virtual Job Fairs

The Statewide Virtual Job Fairs continue to have strong participation. There was 25 employers and 166 jobseekers from LAIV that attended the event that was March 23rd – 25th. Employers that participated in March are listed below. April will not have a Statewide Virtual Job Fair as the Department of Commerce is in the process of procuring a new platform. The selection committee has narrowed it down to 3 highly capable sites that would also integrate video conferencing directly from the site, increased analytics, capacity for multiple events a month, and built in event reminders for both employers and jobseekers. It is anticipated that the new platform will be online for May job fairs.

March Virtual Job Fair Companies	
All Saints Home Care	Mahaney Group
Berry Companies Inc	Martin Interconnect Services
Butler Community College	MasterBrand Cabinets, Inc.
Durham School Services	PSSI
El Dorado Correctional Facility	Sedgwick County
Entercom Wichita	Silgan Dispensing
Figeac Aero North America, Inc	Sinclair Broadcasting (Fox Kansas)
Goodwill Industries of Kansas	Starkey, Inc.
Hamilton Relay	Suburban Landscape Management
HealthBack Home Health	The Arnold Group
Kansas Medical Center	Wichita Parks & Recreation (City of Wichita)
KETCH	Wildcat Construction Co., Inc.
Local # 29 Sheet Metal Union	

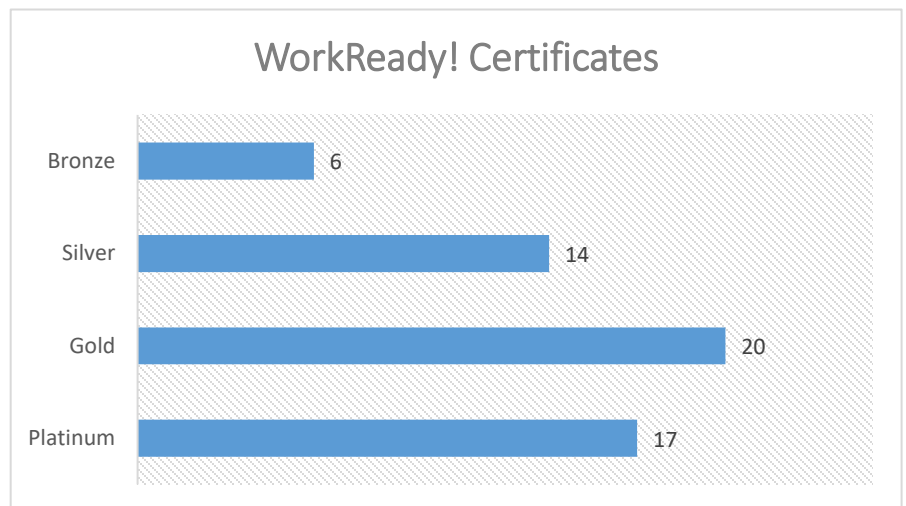


WorkReady! Testing March 2021

12 - Testing Sessions
 81.7% - % Attendance Rate

WorkReady! Certificates March 2021

57 - Certificates Awarded
 98.3% - % Award Rate



108 – Pre-Employment Skills Assessments Administered
96 – Applications Completed
356 - Services to Employers
921 - Job Postings

Recommended Action

Receive and File.

May 6, 2021

Submitted By: Denise Houston

Item

Proposed Policy Revisions

Background

Staff is requesting the following policy revisions for continuous improvement, changes to program design, and to address monitoring findings. The proposed revisions are as follows:

Co-Enrollment Policy

- New policy to address a finding from the DOL Key Provisions review
- Formalizes existing practice of co-enrollment between Wagner-Peyser, WIOA Title I, and Trade Adjustment Assistance
- Co-enrollment will occur when the participant meets the eligibility requirements for a program and is in need of services from the program
- Services will be coordinated between the programs to avoid duplication of services and costs
- If participant is co-enrolled in programs in different management information systems, services will be managed to ensure common exit per DOL requirements

Priority of Service Policy

- Policy revised to address a finding from the DOL Key Provisions review and Training and Employment Guidance Letter 07-20
- Clarifies priority of service only applies at the individualized career service or training levels
- Section added to address the order in which priority of services is applied
- Section added to state at least 75% of individuals receiving individualized career or training services shall meet a priority of service category

Limited English Proficiency Policy

- Policy revised to reflect Language Line shall be used for all interpretation services
- Clarifies LEP individuals are not required to provide their own interpreter and staff shall not interpret or rely on a LEP individual's minor child or adult family or friend to interpret
- Bi-lingual staff, a minor child, adult family or friend may only interpret in emergency situations while waiting for a qualified interpreter

Adult, Dislocated Worker, and Youth Supportive Services Policies

- Added Google Maps as a map option under fuel assistance
- Updated minimum check amount to \$30.00 for fuel assistance and carried that over to a minimum check amount for all supportive services
- Clarified on housing and utilities assistance that the payment is for one month and any additional past due amount needed to bring the account current up to the maximum allowed amount

May 6, 2021

Submitted By: Denise Houston

- Added additional requirements for housing assistance if renting from a friend or relative
 - Participant must disclose they are renting from a friend or relative
 - Must have a written lease and proof living at address on the lease
 - Must prove have paid the amount stated in the lease for the prior four months

Supports Strategic Goal:

- Meet or exceed the negotiated performance of WIOA Title I programs to maximize community impact
- Proactively approach the employment and skills training challenges and opportunities of the future with energy and planning today

Recommended Action

Approve policy changes.

LWDB Program Operations and Performance (POP) Committee Meeting Minutes
March 4, 2021

1. Welcome and Introductions

The LWDB Program Operations and Performance Committee assembled via Zoom. Co-Chair Tony Naylor welcomed Committee members and called the meeting to order.

2. Workforce Center Operations

The Workforce Centers began transitioning staff to return to work in the center on February 22nd. For two weeks, an opportunity was provided to staff to get acclimated to the center and their work stations and get re-established while providing virtual services. Staff that will be working from the center have been divided into two groups and will rotate working from home and at the center on a weekly basis. Tentatively, it is planned to return to providing limited in-person services starting the week of March 8th. Those services include bringing back Tech Time on Tuesdays and Thursdays from noon to 4:00 pm for customers to use computers, fax machines, telephones and interact with the business services lab staff to work on applications. There will be one-on-one appointments available on an as needed basis. The center will also be COVID testing staff through the WSU lab weekly to maintain a healthy work environment. Customers that will be accessing the building will be subject to a short health screening, temperature check, mask requirement and social distancing.

The new partnership between Cowley College and the Workforce Alliance (WA) to provide workforce center services in Cowley County has begun. Dr. Michelle Schoon, Cowley College, introduced Greg Butler and Jennie Heersche, who will provide those services to students, businesses and jobseekers, which began on February 19th. Greg is being trained by workforce center staff and services will be provided at a newly renovated space at Cowley College in Galle-Johnson Hall in Arkansas City. The college is currently developing marketing materials and the WA will work with the college on marketing services to customers.

One-Stop certification was conducted and completed with the One-Stop task force this week. The evaluation of the Comprehensive One Stop Center was conducted virtually by the task force and they reviewed information about services provided by the center including career services, access to training services, employment and training activities, integration of WIOA partners, customer and staff survey results as well as overall customer flow. The task force approved the certification and it will be presented to the LWDB Executive Committee for approval at its next meeting on March 10th.

Alex Munoz asked if future Operations Reports could include a breakdown of the traffic by county. Staff reported that this information had been reported in the past, but had ceased doing so when the Cowley office closed and staff will now work to include Cowley County data in future reports along with Sumner and Butler counties.

Report was received and filed.

3. Skills Training and Grants Reports

An updated Training Report was provided to the Committee. As of February 17th, there are 751 active participants in training and 114 waiting to begin with the majority of those participants being trained through Trade Adjustment Assistance (TAA) and Dislocated Worker (DW) programs. The main industries those participants are training in are advanced manufacturing, advanced materials, aerospace, healthcare and registered apprenticeship. The TAA and DW programs are holding joint virtual orientations weekly for participants and are continuing to process a large number of applications and enrollments into training.

The Midwest Urban Strategies (MUS) Dislocated Worker grant is coming to close the end of March 2021. Participants are co-enrolled and can continue their training through other WA programs.

Currently, the WA is working with its grant partners and the U.S. Department of Labor in planning for the implementation of the recently awarded \$9.9 million One Workforce Grant, which will serve 900 customers in a ten-county area. It is a four-year program and will begin to serve customers in April or May and will end the end of January 2025. The grant is broken down in two ways for direct training funds for advanced manufacturing and information technology occupations, one is employer led training (on-the-job training and incumbent worker training) and the other is classroom training (short-term training tuition scholarships and mid-term training tuition scholarships). The WA will be working directly with employers to identify training needs as opposed to job seekers interest as there must be a direct tie to employers' needs. The abstract of the grant application was provided to the Committee, which provided an overview and a list of partners on the grant application. Additional partners and other education providers can be added as needed by employers. Information will be shared with more community partners and organizations when it becomes available. Innovation is a major aspect of the grant and funds may be used to pay to train people for jobs that may not yet exist.

Report was received and filed.

4. External Monitoring Report

The Chief Elected Official Board (CEOB) and the Local Workforce Development Board (LWDB) agreed to implement an external monitoring contract with a third-party vendor to conduct monitoring of operations and programs in order to provide an additional firewall to limit potential conflicts of interest. The Workforce Alliance contracted with Regier, Carr and Monroe (RCM) to provide this monitoring. RCM completed its second monitoring and issued the report in February 2021. A report summarizing RCM procedures and what was reviewed was provided to the Committee. A summary of the issues identified in the report was presented. RCM found some vague or missing case notes, a few clients not receiving follow up, an Individual Employment Plan (IEP) that had not been updated, an exception compliance issue and an incomplete self-attestation. While these issues are very few and there has been improvement in some areas, results of the report will be shared with staff and further training on case notes and follow-up services will be completed in order to eliminate these issues in the future.

Report was received and filed.

5. Consent Agenda and Committee Reports

Minutes from the January 7, 2021 meeting, Workforce Innovation & Opportunity Act (WIOA) Performance for Program Year 2020, Regional Economic Impact Report and One-Stop Operator Report were presented to the Committee for review and approval.

Performance reports were reviewed for WIOA programs. Some programs and measures are better than others; the employment measures are being greatly affected by the economic conditions due to layoffs and the pandemic and are being monitored closely. The Youth Credential measure that the WA had struggled with for some time continues to improve and the program is doing well on this measure. The Measurable Skills Gain "Not Met" red areas are due to incomplete data entry; this data is usually not entered until later in the program year. On the Performance Throughout the Program Year report, the only program that is not at the required 90% is the Adult program which is at 87%, but all other measures are meeting the 90%. The current performance standards were negotiated right before the pandemic began. The Department of Labor (DOL) would not change the standards early on when the pandemic began; however, once the data for the program year is submitted, there may be a possibility that DOL may renegotiate and update the standards to reflect the current economic conditions or if they do not, they may recognize the anomaly due to the conditions and no corrective action plans or sanctions would be necessary. Robyn Heinz asked if DOL has commented on data integrity in terms of Unemployment Insurance (UI) fraud issues carrying over to any data being reported to the workforce centers. DOL has not addressed this possibility as yet and there is a possibility that it could be an issue. Another issue related to people not receiving UI payments is that WA payments for supportive services

has increased dramatically. The WA will be tracking these issues with DOL to determine any possible impact.

The most current Regional Economic Impact report was shared with the Committee, which included the latest unemployment data. The Governor announced that unemployment insurance staff will be working seven days a week and services will be expanded to assist customers that have yet to receive payments. UI will be working toward a smoother transition for the next round of benefits so that there is not a lag in payments from one benefit period to another.

The One-Stop Operator report included information on the recent virtual in-service training provided to staff on February 15th; a highlight of that training included a presentation from Spokane, Washington workforce staff on their award-winning integrated services, which could provide some ideas for operations planning for the Wichita center in the future. The State of Kansas is offering a variety of training to workforce center staff statewide including Diversity, Equity and Inclusion. In the past, through the Department of Corrections, there was a training program for Workforce Center staff to have the opportunity to receive certification for working with the ex-offender population (fair chance programs). As this training and certification is no longer available, some staff that are certified have created a training to provide to new staff in order to make them feel comfortable and confident serving customers in that population.

Robyn Heinz (Kerri Falletti) moved to approve the approval of the Consent Agenda as presented. Motion adopted.

6. Announcements

The 2021 Jobs FORE Youth Golf Tournament is scheduled for September 30, 2021 at Hidden Lakes Golf Course to raise funds for the youth employment program. The tournament is usually held in the spring, but due to continued pandemic concerns and to assist with program planning the task force decided to schedule this tournament for the fall and possibly for future years as well. Sponsors are needed and LWDB members are encouraged to be a sponsor and/or register a team.

7. Adjournment

The meeting was adjourned at 12:27.

Present Committee & Board Members

Tony Naylor, Co-Chair
Robyn Heinz, Co-Chair
Justin Albert
John Clark
Kerri Falletti
Alex Munoz
Erica Ramos

Staff/Guests

Amanda Duncan
Denise Houston
Keith Lawing
Shirley Lindhorst
George Marko
Chad Pettera
Tisha Cannizzo, Eckerd Connects
Peter Bodyk, Kansas Department of Children and Families
Maria Oyler, Kansas Department of Children and Families
Dr. Michelle Schoon, Cowley College
Greg Butler, Cowley College
Jennie Heersche, Cowley College

Item

Workforce Innovation and Opportunity Act (WIOA) Performance Reports

Background

Program Year 2020 (PY20) began on July 1, 2020. The fourth quarter of the program year has begun.

Analysis

WIOA Adult, Dislocated Worker, and Youth (PY20)

The Adult Program projected fourth quarter performance is to exceed the goal for Median Earnings. Local Area Iv (LAIv) is projected to meet the goal for Entered Employment 2nd Quarter. LAIV is projected to not meet the sanction level for Entered Employment 4th Quarter, Credential Rate, and Measurable Skills Gain. The low rate for Measurable Skills Gain is a data entry issue.

The Dislocated Worker Program projected fourth quarter performance is to exceed the goal for Median Earnings. LAIV is projected to not meet the sanction level for Entered Employment 2nd Quarter, Entered Employment 4th Quarter, Credential Rate, and Measurable Skills Gain. The low rate for Measurable Skills Gain is a data entry issue.

The Youth Program projected fourth quarter performance is to exceed the goal for Placement in Employment, Education, or Training 2nd Quarter, Placement in Employment, Education, or Training 4th Quarter, Median Earnings, and Credential Rate. LAIV is projected to not meet the sanction level for Measurable Skills Gain. The low rate for Measurable Skills Gain is a data entry issue.

Local Area IV is a little behind the State in annual performance so far. Local Area IV is projected to exceed the goal for five measures, meet the goal for two measures, and not meet the sanction level for eight measures. The State is projected to exceed the goal for five measures, meet the goal for five measures, and not meet the sanction level for five measures.

Wagner Peyser (PY20)

Wagner-Peyser projected fourth quarter performance is to exceed the goal for Median Earnings. LAIV is projected to meet the goal for Entered Employment 2nd Quarter. LAIV is projected to not meet the sanction level for Entered Employment 4th Quarter.

Effectiveness in Serving Employers for WIOA and Wagner-Peyser (PY20)

The Effectiveness in Serving Employers measure is still in baseline status. Performance reports for this measure are not available at this time.

May 6, 2021

Submitted By: Denise Houston

WIOA Average Indicator Scores (PY20)

For Average Indicator Score Local Area IV is projected to exceed the goal for Credential Rate, meet the goal for Employment 2nd Quarter, Employment 4th Quarter, and Median Earnings and not meet the sanction level for Measurable Skills Gain.

For Average Program Score Local Area IV is projected to meet the goal for the Youth program and not meet the sanction level for the Adult and Dislocated Worker Programs.

Senior Community Service Program (PY20)

Most third quarter information is available for the Senior Community Service Program. LAIV projected third quarter performance is to exceed the goal for Service to Most in Need and Employment Rate 2nd Quarter. LAIV is projected to not meet the sanction level for Employment Rate 4th Quarter. Information is not available for Service Level, Community Service, and Median Earnings.

Strategic Goals Supported

This activity supports the following Strategic goals of the Local Workforce Development Board:

- Meet or exceed the negotiated performance of WIOA Title I programs to maximize community impact

Recommended Action: Receive and file.

**WIOA Programs
Program Year 2020
Performance Report of LA IV
as of 04/28/2021**

Adult	Goal	PY20 1st Qtr July 20 - Sept 20		PY20 2nd Qtr Oct 20 - Dec 20		PY20 3rd Qtr Jan 21 - Mar 21		PY20 4th Qtr Apr 21 - June 21		PY20 Annual Report July 20 - June 21		PY20 State / Annual Report July 20 - June 21		*Reporting Period
	Sanction													
Employment Rate <i>(2nd Qtr. after Exit)</i>	76.00%		124		84		65		46		322		1232	4th Qtr= 04/01/20 to 06/30/20
	68.40%	71.26	174	62.69	134	52.42	124	73.02	63	64.92	496	71.75	1717	Annual= 07/01/19 to 06/30/20
Employment Rate <i>(4th Qtr. after Exit)</i>	74.00%		162		127		100		75		467		1554	4th Qtr= 10/01/19 to 12/31/19
	66.60%	63.04	257	67.20	189	57.14	175	55.97	134	61.94	754	68.28	2276	Annual= 01/01/19 to 12/31/19
Earnings <i>(Median Earnings 2nd Qtr. after Exit)</i>	\$5,751.00													4th Qtr= 04/01/20 to 06/30/20
	\$5,175.90	\$6,045.15	N/A	\$5,408.74	N/A	\$4,560.00	N/A	6949.99	N/A	\$5,758.77	N/A	\$6,790.61	N/A	Annual= 07/01/19 to 06/30/20
Credential Attainment <i>(Within 4 Qtrs. after Exit)</i>	74.60%		7		14		6		6		33		478	4th Qtr= 10/01/19 to 12/31/19
	67.14%	77.78	9	73.68	19	75.00	8	54.55	11	70.21	47	80.74	592	Annual= 01/01/19 to 12/31/19
Measurable Skills Gain <i>(Real Time Measure)</i>	53.20%		3		0		0		0		3		255	4th Qtr= 04/01/21 to 06/30/21
	47.88%	6.38	47	0.00	43	0.00	55	0.00	56	3.90	77	37.61	678	Annual= 07/01/20 to 06/30/21

Dislocated Workers

Employment Rate <i>(2nd Qtr. after Exit)</i>	82.50%		23		18		18		21		80		197	4th Qtr= 04/01/20 to 06/30/20
	74.25%	76.67	30	81.82	22	66.67	27	65.63	32	72.07	111	73.78	267	Annual= 07/01/19 to 06/30/20
Employment Rate <i>(4th Qtr. after Exit)</i>	79.00%		15		11		24		16		67		221	4th Qtr= 10/01/19 to 12/31/19
	71.10%	78.95	19	73.33	15	82.76	29	69.57	23	77.91	86	76.74	288	Annual= 01/01/19 to 12/31/19
Earnings <i>(Median Earnings 2nd Qtr. after Exit)</i>	\$9,100.00													4th Qtr= 04/01/20 to 06/30/20
	\$8,190.00	\$14,291.64	N/A	\$8,369.32	N/A	\$9,923.53	N/A	9689.95	N/A	\$10,176.15	N/A	\$9,463.68	N/A	Annual= 07/01/19 to 06/30/20
Credential Attainment <i>(Within 4 Qtrs. after Exit)</i>	78.60%		4		2		6		0		12		86	4th Qtr= 10/01/19 to 12/31/19
	70.74%	100.00	4	66.67	3	75.00	8	0.00	3	66.67	18	91.49	94	Annual= 01/01/19 to 12/31/19
Measurable Skills Gain <i>(Real Time Measure)</i>	69.30%		3		12		1		0		27		68	4th Qtr= 04/01/21 to 06/30/21
	62.37%	5.66	53	25.00	48	2.33	43	0.00	44	42.86	63	48.57	140	Annual= 07/01/20 to 06/30/21

Youth

Education and Employment Rate <i>(2nd Qtr. after Exit)</i>	72.50%		11		5		4		1		21		227	4th Qtr= 04/01/20 to 06/30/20
	65.25%	91.67	12	62.50	8	100.00	4	100.00	1	84.00	25	68.79	330	Annual= 07/01/19 to 06/30/20
Education and Employment Rate <i>(4th Qtr. after Exit)</i>	69.10%		9		7		10		6		32		242	4th Qtr= 10/01/19 to 12/31/19
	62.19%	81.82	11	63.64	11	83.33	12	75.00	8	76.19	42	66.67	363	Annual= 01/01/19 to 12/31/19
Earnings <i>(Median Earnings 2nd Qtr. after Exit)</i>	\$4,145.00													4th Qtr= 04/01/20 to 06/30/20
	\$3,730.50	\$3,345.98	N/A	\$2,287.44	N/A	\$1,875.13	N/A	8400.00	N/A	\$2,637.28	N/A	\$2,965.12	N/A	Annual= 07/01/19 to 06/30/20
Credential Attainment <i>(Within 4 Qtrs. after Exit)</i>	59.00%		1		4		5		6		16		83	4th Qtr= 10/01/19 to 12/31/19
	53.10%	100.00	1	80.00%	5	100.00	5	100.00	6	100.00	16	79.05	105	Annual= 01/01/19 to 12/31/19
Measurable Skills Gain <i>(Real Time Measure)</i>	57.60%		0		0		0		0		0		30	4th Qtr= 04/01/21 to 06/30/21
	51.84%	0.00	13	0.00	14	0.00	12	0.00	14	0.00	19	17.75	169	Annual= 07/01/20 to 06/30/21

Summary LA IV

	1st Qtr			2nd Qtr			3rd Qtr			4th Qtr		
	Adult	DW	Youth	Adult	DW	Youth	Adult	DW	Youth	Adult	DW	Youth
Met Goal	2	2	3			1	1	2	3	1	1	4
Met Sanction	1	2		3	3	1		1		1		
Did Not Meet Sanction	2	1	2	2	2	3	4	2	2	3	4	1

Summary Annual LA IV / State

	Program to Date			
	Adult	DW	Youth	State
Met Goal	1	1	3	5
Met Sanction	1	1		5
Did Not Meet Sanction	3	3	2	5

The KS Dept. of Commerce accesses confidential data to obtain additional wage info; therefore, the actual performance rating cannot be released, only whether the rating met, exceeded, or was below the goal or sanction level.

^^^ No data showing in the quarter yet even though it is within the current reporting period.

* Reporting Period = Participants who exited during the time frame indicated will count in performance measures

**Wagner-Peyser
Program Year 2020
Performance Report of LAIV
as of 04/29/2021**

Wagner-Peyser	Goal	PY20 1st Qtr July 20 - Sept 20		PY20 2nd Qtr Oct 20 - Dec 20		PY20 3rd Qtr Jan 21 - Mar 21		PY20 4th Qtr Apr 21 - June 21		*Reporting Period
	Sanction									
Employment Rate <i>(2nd Qtr. after Exit)</i>	70.60%		1595		1133		1456		410	4th Qtr= 04/01/20 to 06/30/20
	63.54%	74.19%	2150	65.16%	1739	60.39%	2411	68.33%	600	Annual= 07/01/19 to 06/30/20
Employment Rate <i>(4th Qtr. after Exit)</i>	69.80%		1682		1467		1422		1072	4th Qtr= 10/01/19 to 12/31/19
	62.82%	71.73%	2345	68.94%	2128	65.71%	2164	61.43%	1745	Annual= 01/01/19 to 12/31/19
Earnings <i>(Median Earnings 2nd Qtr. after Exit)</i>	\$5,356.00		N/A		N/A		N/A		N/A	4th Qtr= 04/01/20 to 06/30/20
	\$4,820.40	\$5,717.26		\$4,979.90		\$6,037.54		\$6,775.14		Annual= 07/01/19 to 06/30/20

Wagner-Peyser	Goal	PY20 Annual Report July 20 - June 21		PY20 State / Annual Report July 20 - June 21		*Reporting Period
	Sanction					
Employment Rate <i>(2nd Qtr. after Exit)</i>	70.60%		4634		11572	4th Qtr= 04/01/20 to 06/30/20
	63.54%	66.86%	6931	65.09%	17779	Annual= 07/01/19 to 06/30/20
Employment Rate <i>(4th Qtr. after Exit)</i>	69.80%		5663		14067	4th Qtr= 10/01/19 to 12/31/19
	62.82%	67.41%	8401	64.42%	21836	Annual= 01/01/19 to 12/31/19
Earnings <i>(Median Earnings 2nd Qtr. after Exit)</i>	\$5,356.00		N/A		N/A	4th Qtr= 04/01/20 to 06/30/20
	\$4,820.40	\$5,756.41		\$5,520.56		Annual= 07/01/19 to 06/30/20

Summary LA IV	Quarterly Local Area IV			
	1st Qtr	2nd Qtr	3rd Qtr	4th Qtr
Met Goal	3		1	1
Met Sanction		3	1	1
Did Not Meet Sanction			1	1

Summary Annual LA IV / State	Program to Date	
	LAIV	State
Met Goal	1	1
Met Sanction	2	2
Did Not Meet Sanction		

***** The Kansas Department of Commerce accesses confidential databases to obtain additional wage data; therefore, the actual performance rating cannot be released, only whether the rating met, exceeded, or was below the goal or sanction level

* Reporting Period = Participants who exited during the time frame indicated will count in performance measures

**WIOA Programs
Program Year 2020
4th Quarter Performance Report
Comparison of Local Areas as of 04/29/2021**

Adults	Report Period*	Goal	LA IV South Central Kansas 6 Counties	LA I Western Kansas 62 Counties	LA II North East Kansas 17 Counties	LA III Kansas City Area 3 Counties	LA V South East Kansas 17 Counties	State
		Sanction						
Employment Rate <i>(2nd Qtr. after Exit)</i>	04/01/20 to 06/30/20	76.00%						
		68.40%	73.02	89.66	77.27	74.26	75.00	77.33
Employment Rate <i>(4th Qtr. after Exit)</i>	10/01/19 to 12/31/19	74.00%						
		66.60%	55.97	93.55	77.14	61.44	57.36	62.71
Earnings <i>(Median Earnings 2nd Qtr. after Exit)</i>	04/01/20 to 06/30/20	\$5,751.00						
		\$5,175.90	\$6,949.99	\$7,842.02	\$10,465.96	\$8,436.88	\$6,569.63	\$7,856.11
Credential Attainment <i>(Within 4 Qtrs. after Exit)</i>	10/01/19 to 12/31/19	74.6%						
		67.14%	54.55	84.21	87.10	89.13	60.00	80.31
Measurable Skills Gain <i>(Real Time Measure)</i>	04/01/21 to 06/30/21	53.20%						
		47.88%	0.00	2.13	2.74	7.81	0.00	2.47

Dislocated Workers

Employment Rate <i>(2nd Qtr. after Exit)</i>	04/01/20 to 06/30/20	82.50%						
		74.25%	65.63	100.00	~~~~	47.83	75.00	60.66
Employment Rate <i>(4th Qtr. after Exit)</i>	10/01/19 to 12/31/19	79.00%						
		71.10%	69.57	100.00	~~~~	43.48	80.00	61.82
Earnings <i>(Median Earnings 2nd Qtr. after Exit)</i>	04/01/20 to 06/30/20	\$9,100.00						
		\$8,190.00	\$9,689.95	\$4,730.60	~~~~	\$11,874.99	\$6,163.50	\$9,689.95
Credential Attainment <i>(Within 4 Qtrs. after Exit)</i>	10/01/19 to 12/31/19	78.60%						
		70.74%	0.00	100.00	~~~~	100.00	0.00	81.25
Measurable Skills Gain <i>(Real Time Measure)</i>	04/01/21 to 06/30/21	69.30%						
		62.37%	0.00	6.67	~~~~	7.69	0.00	2.56

Youth

Education and Employment Rate <i>(2nd Qtr. after Exit)</i>	04/01/20 to 06/30/20	72.50%						
		65.25%	100.00	60.87	83.33	62.00	70.00	66.63
Education and Employment Rate <i>(4th Qtr. after Exit)</i>	10/01/19 to 12/31/19	69.10%						
		62.19%	75.00	71.43	55.56	61.11	54.55	64.18
Earnings <i>(Median Earnings 2nd Qtr. after Exit)</i>	04/01/20 to 06/30/20	\$4,145.00						
		\$3,730.50	\$8,400.00	\$3,899.40	\$5,030.97	\$2,600.90	\$6,795.92	\$4,055.51
Credential Attainment <i>(Within 4 Qtrs. after Exit)</i>	10/01/19 to 12/31/19	59.00%						
		53.10%	100.00	37.50	100.00	100.00	75.00	70.00
Measurable Skills Gain <i>(Real Time Measure)</i>	04/01/21 to 06/30/21	57.60%						
		51.84%	0.00	0.00	1.69	6.67	0.00	1.71

Quarterly Summary - All 5 Local Areas / State

	LA IV			LA I			LA II		
	Adult	DW	Youth	Adult	DW	Youth	Adult	DW	Youth
Met Goal	1	1	4	4	3		4	^^	3
Met Sanction	1					2		^^	
Did Not Meet Sanction	3	4	1	1	2	3	1	^^	2

	LA III			LA V			State		
	Adult	DW	Youth	Adult	DW	Youth	Adult	DW	Youth
Met Goal	2	2	1	1	1	2	2	2	2
Met Sanction	1			1	1	1	1		2
Did Not Meet Sanction	2	3	4	3	3	2	2	3	1

The Kansas Department of Commerce accesses confidential databases to obtain additional wage data; therefore, the actual performance rating cannot be released, only whether the rating met,exceeded, or was below the goal or sanction level.

^^^ No data showing in the quarter yet even though it is within the current reporting period.

* Reporting Period = Participants who exited during the time frame indicated will count in performance measures

**WIOA Programs
Program Year 2020
Performance Throughout the Program Year
Local Area IV
as of 04/29/2021**

Local Area IV Performance Through PY 2020							
Indicator / Program	Performance / Goal	Title I Adults	Performance / Goal	Title I DW	Performance / Goal	Title I Youth	Average Indicator Score
Employment 2nd Quarter After Exit	64.92%	85.42%	72.07%	87.36%	84.00%	115.86%	96.21%
	76.00%		82.50%		72.50%		
Employment 4th Quarter After Exit	61.94%	83.70%	77.91%	98.62%	76.19%	110.26%	97.53%
	74.00%		79.00%		69.10%		
Median Earnings 2nd Quarter After Exit	\$5,758.77	100.14%	\$10,176.15	111.83%	\$2,637.28	63.63%	91.86%
	\$5,751.00		\$9,100.00		\$4,145.00		
Credential Attainment Rate	70.21%	94.12%	66.67%	84.82%	100.00%	169.49%	116.14%
	74.60%		78.60%		59.00%		
Measurable Skill Gains	3.90%	7.33%	42.86%	61.85%	0.00%	0.00%	23.06%
	53.20%		69.30%		57.60%		
Average Program Score	90.00%	74.14%	90.00%	88.89%	90.00%	91.85%	

Indicator / Program totals will meet sanction by achieving 50% (i.e. Red = 0%-49.99%; Yellow = 50%-99.99%; Green = 100% or greater)

Average Program Score and Average Indicator Score totals will meet sanction by achieving 90% (i.e. Red = 0%-89.99%; Yellow = 90%-99.99%; Green = 100% or greater)

**WIOA Programs
Program Year 2020
Performance Throughout the Program Year
Statewide
as of 04/29/2021**

Overall State Performance Through PY 2020							
Indicator / Program	Performance / Goal	Title I Adults	Performance / Goal	Title I DW	Performance / Goal	Title I Youth	Average Indicator Score
Employment 2nd Quarter After Exit	71.75%	94.41%	73.78%	89.43%	68.79%	94.88%	92.91%
	76.00%		82.50%		72.50%		
Employment 4th Quarter After Exit	68.28%	92.27%	76.74%	97.14%	66.67%	96.48%	95.30%
	74.00%		79.00%		69.10%		
Median Earnings 2nd Quarter After Exit	\$6,790.61	118.08%	\$9,463.68	104.00%	\$2,965.12	71.53%	97.87%
	\$5,751.00		\$9,100.00		\$4,145.00		
Credential Attainment Rate	80.74%	108.23%	91.49%	116.40%	79.05%	133.98%	119.54%
	74.60%		78.60%		59.00%		
Measurable Skill Gains	37.61%	70.70%	48.57%	70.09%	17.75%	30.82%	57.20%
	53.20%		69.30%		57.60%		
Average Program Score	90.00%	96.74%	90.00%	95.41%	90.00%	85.54%	

Indicator / Program totals will meet sanction by achieving 50% (i.e. Red = 0%-49.99%; Yellow = 50%-99.99%; Green = 100% or greater)

Average Program Score and Average Indicator Score totals will meet sanction by achieving 90% (i.e. Red = 0%-89.99%; Yellow = 90%-99.99%; Green = 100% or greater)

Performance Through PY Year – Calculation Key

Local Area IV Performance Through PY 2017							
Indicator / Program	Performance / Goal	Title I Adults	Performance / Goal	Title I DW	Performance / Goal	Title I Youth	Average Indicator Score
Employment 2nd Quarter After Exit	A 72.27%	91.83%	75.00%	90.36%	65.15%	88.04%	90.08%
	B 78.70%		83.00%		74.00%		
Employment 4th Quarter After Exit	72.34%	102.18%	78.00%	103.59%	66.15%	92.65%	99.47%
	70.80%		75.30%		71.40%		
Median Earning 2nd Quarter After Exit	\$5,235	85.86%	\$9,607	125.01%	X	N/A	105.43%
	\$6,097		\$7,685		X		
Credential Attainment Rate	83.02%	151.50%	66.67%	122.78%	24.07%	39.72%	104.67%
	54.80%		54.30%		60.60%		
Average Program Score	90.00%	107.84%	90.00%	110.43%	90.00%	73.47%	

A = Performance / Goal Actual Rate

B = Performance / Goal Target Rate

1. Take **Actual Rate** / **Target Rate** = Percentage Rate/s for Title I Programs Adult, DW, Youth (i.e. 72.27% / 78.70% = 91.83%). Complete this for each indicator in each program to obtain all initial percentage rates (indicated by purple box above).

2. Average Program Score – To figure the Average Program Score:

Add the percentage totals for each Title I program column (i.e. Adult 91.83% + 102.18% + 85.86% + 151.50% = 431.37%). Then divide the total by the number of program indicators for each program (i.e. Adult 431.37% / 4 = 107.84%).

3. Average Indicator Score – To figure the Average Indicator Score:

Add the percentage totals for each Indicator / Program row (i.e. Employment 2nd Quarter After Exit 91.83% + 90.36% + 88.04% = 270.23%). Then divide the total by the number of Title I Programs in the indicator (i.e. Employment 2nd Quarter After Exit 270.23% / 3 = 90.08%).

All Actual Rate / Target Rate percentages pulled from WIOA Annual Performance Reports – Local Area/WIB & Statewide

**Senior Community Service Employment Program (SCSEP)
Program Year 2020
Performance Report of LAIV
as of 04/29/2021 (Updated Quarterly)**

SCSEP Measure	Description	Goal	PY20 1st Qtr July 20 to Sept 20		PY20 2nd Qtr Oct 20 to Dec 20		PY20 3rd Qtr Jan 21 to Mar 21		PY20 4th Qtr Apr 21 to June 21		PY20 YTD July 20 to June 21		
		Sanction											
Service Level	The number of participants who are active on the last day of the reporting period or who exited during the reporting period divided by the number of modified community service positions	150.0%											
		135.0%	N/A		N/A		N/A		N/A		N/A		
Community Service	The number of hours of community service in the reporting period divided by the number of hours of community service funded by the grant minus the number of paid training hours in the reporting period	76.0%											
		68.4%	N/A		N/A		N/A		N/A		N/A		
Service to Most In Need	Average number of barriers per participant. The total number of the following characteristics: severe disability, frail; age 75 or older, old enough for but not receiving SS Title II, severely limited employment prospects and living in an area of persistent unemployment, limited English proficiency, low literacy skills, disability, rural, veterans, low employment prospects, failed to find employment after using WIA Title I, and homeless or at risk of homelessness divided the number of participants who are active on the last day of the reporting period or who exited during the reporting period	2.79%		218		193		210		211		250	
		2.51%	3.11%	70	3.11%	62	3.13%	67	3.10%	68	3.09%	81	
Employment Rate (2nd Qtr. after Exit)	The percentage of participants who are in unsubsidized employment during the second quarter after exit from the program.	32.0%		5		0		5				10	
		28.8%	33.3%	15	0.0%	1	55.6%	9	N/A		40.0%	25	
Employment Rate (4th Qtr. after Exit)	The percentage of participants who are in unsubsidized employment during the fourth quarter after exit from the program	28.1%		7		2		3				12	
		25.3%	41.2%	17	16.7%	12	20.0%	15	N/A		27.3%	44	
Earnings (Median Earning 2nd Qtr. after Exit)	The median earnings of participants who are in unsubsidized employment during the second quarter after exit from the program	\$3,431											
		\$3,088	\$1,345	N/A	\$4,450	N/A	N/A	N/A	N/A	N/A	N/A	N/A	
Effectiveness in Serving Employers, Participants, and Host Agencies	Average annual ACSI for employers	85.8%											
		77.2%	~~~~		~~~~		~~~~		~~~~		~~~~		
	Average annual ACSI for participants	81.2%											
		73.1%	~~~~		~~~~		~~~~		~~~~		~~~~		
	Average annual ACSI for host agencies	81.9%											
		73.7%	~~~~		~~~~		~~~~		~~~~		~~~~		

Summary	1st Quarter	2nd Quarter	3rd Quarter	4th Quarter	YTD
Met Goal	3	2	2	1	2
Met Sanction					1
Did Not Meet Goal	1	2	1		

Bold Numbers = Official numbers and will not change
~~~~ = Information is not available

**Item**

The following additions are recommended for the Eligible Training Provider List.

**Background**

All programs on the Eligible Training Provider List must be approved by the Committee.

**Analysis**

Pending Initial Programs

Staff recommends approving the following:

Allied Health Career Training LLC: 2 initial programs

Electronic Health Records Specialist

Medical Administrative Assistant

Wellspring School of Allied Health: 1 initial program

Medical Assisting

**Supports Strategic Goals**

- Meet or exceed the negotiated performance of WIOA Title I programs to maximize community impact

**Recommended Action**

Approve the initial programs as presented.

**WIOA Eligible Training Provider  
Programs Information  
May 2021**

| <b>Provider Name</b>                   | <b>Program Name</b>                  | <b>Occupation/<br/>Industry in Area<br/>IV</b> | <b>Length of<br/>Training</b> | <b>Approximate<br/>Cost Per<br/>Credit Hour In<br/>State</b> | <b>Approximate<br/>Total<br/>Program Cost</b> | <b>Type of<br/>Attainment</b> | <b>\$ Per<br/>Hr.</b> | <b>ONET<br/>Projected<br/>Growth<br/>2018-2028</b> | <b>Recommended Action</b> |
|----------------------------------------|--------------------------------------|------------------------------------------------|-------------------------------|--------------------------------------------------------------|-----------------------------------------------|-------------------------------|-----------------------|----------------------------------------------------|---------------------------|
| <b><i>Pending Initial Programs</i></b> |                                      |                                                |                               |                                                              |                                               |                               |                       |                                                    |                           |
| Allied Health Care Training LLC        | Electronic Health Records Specialist | Healthcare                                     | 230 Course Hours              | \$12.25                                                      | \$2,817.00                                    | Certification                 | \$19.41               | 5% Growth                                          | Approve                   |
| Allied Health Care Training LLC        | Medical Administrative Assistant     | Healthcare                                     | 215 Course Hours              | \$13.10                                                      | \$2,817.00                                    | Certification                 | \$17.05               | 6% Growth                                          | Approve                   |
| Wellspring School of Allied Health     | Medical Assisting                    | Healthcare                                     | 790 Course Hours              | \$20.00                                                      | \$15,800.00                                   | Certification                 | \$15.18               | 10% Growth                                         | Approve                   |

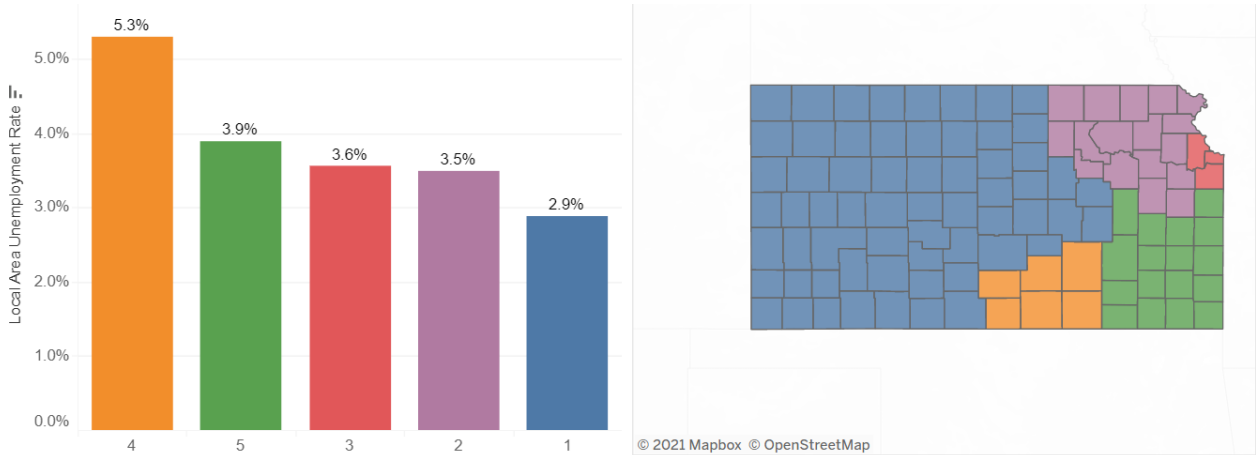


Serving Employers and Job Seekers in  
Butler, Cowley, Harper, Kingman, Sedgwick & Sumner Counties

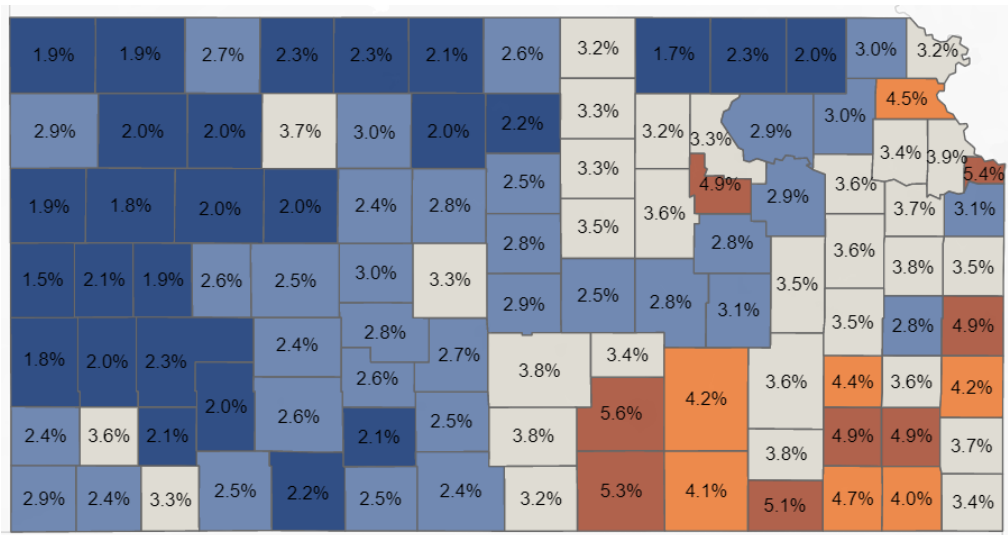
**Workforce Alliance of South Central Kansas  
Employment/Workforce Economic Impact Update  
4-20-2021**

1. Unemployment

Statewide as of March 2021, the unemployment rate in Kansas is 3.7%, and 5.3% in LAIV. Sedgwick County continues to have the highest county unemployment rate, 5.6%

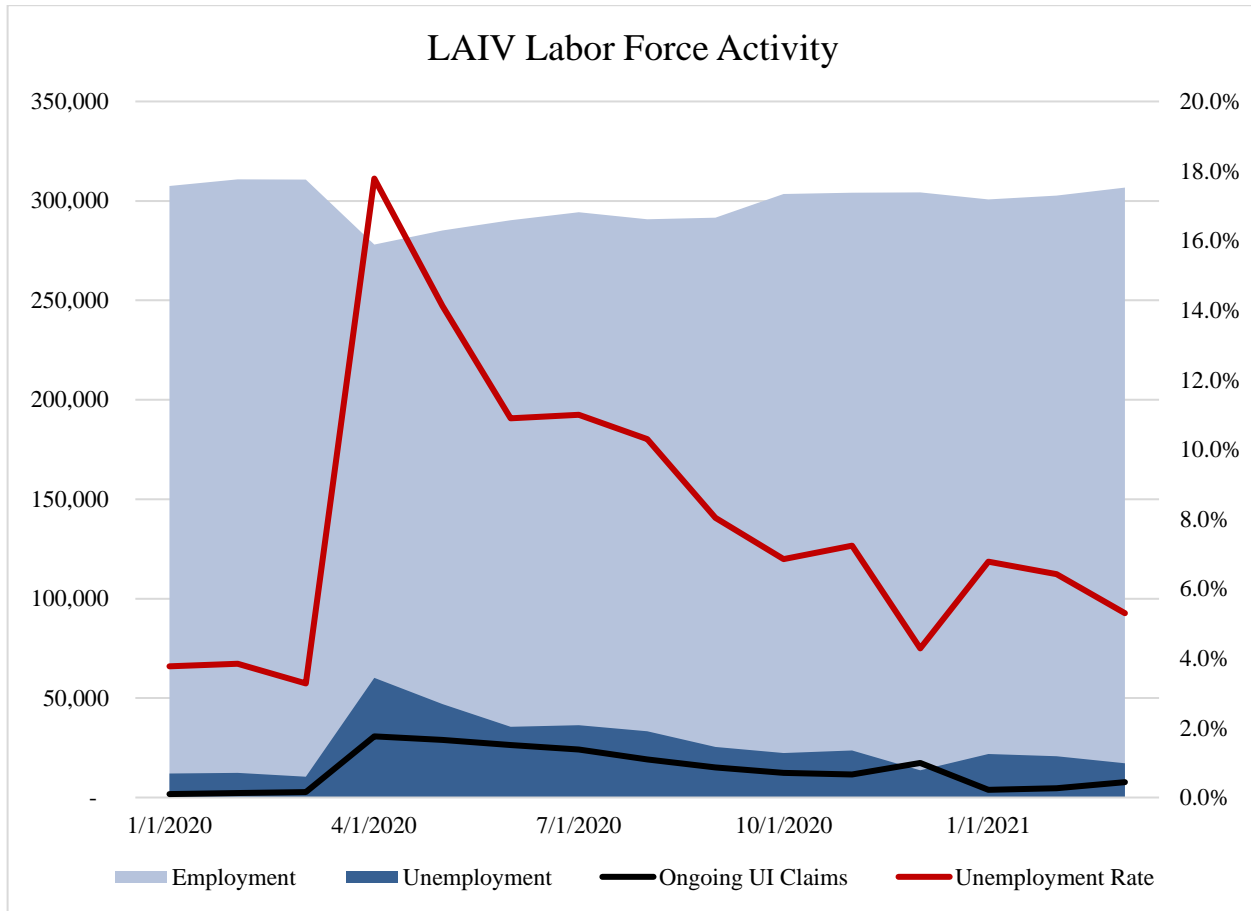


<https://public.tableau.com/profile/kdol#!/vizhome/KansasLaborForceUnemploymentRatesbyCounty/KansasLaborForceUnemploymentRates>



<https://klic.dol.ks.gov/gsipub/index.asp?docid=756>

Within Local Area IV (LAIV), the chart below summarizes labor force activity in LAIV from January 2020 to present, including employment and unemployment levels, unemployment rate, and ongoing unemployment insurance (UI) claims.



## 2. Rapid Response for Layoffs/Furloughs

### WARN Notices Received

- Bombardier Learjet impacting 206 individuals for layoffs to begin in June. Rapid Response meetings will be held as layoffs occur through the summer. This layoff has been Trade Certified.

### Rapid Response Meetings

- Meeting held on 4/6/21 for GE Aviation, impacting 25 individuals

April 28, 2021

Submitted By: Tisha Cannizzo, One Stop Operator, Eckerd Connects

---

**One Stop Operator Report****A. Coordinate partner services and activities to encourage efficiency and customer service**

1. One Stop Advisory Council – Committee of the Board, consisting of required WIOA partners as well as some community partners. The April 1 meeting included discussion about:
  - a. Updated operations and programs of all partners,
  - b. Each partner is submitting a Service Delivery Grid, to be used as part of the MOU to accurately reflect the role they play in providing services at the Workforce Center.
  - a. The Workforce Center has posted the Local Area IV and Regional Plans to [workforce-ks.com/community outreach/localworkforcedevelopmentboard](https://workforce-ks.com/community_outreach/localworkforcedevelopmentboard) for public comment until 4/29/21. The Local Area IV Plan is specific to the region including Sedgwick, Butler, Cowley, Sumner, Kingman and Harvey Counties. It includes labor market information and the Strategic Vision and Goals of the area. The Regional Plan includes input from Kansas Local Areas I, IV, and V and includes strategies to formally involve more stakeholders across the region to address expectations, needs and gaps and to coordinate outreach efforts throughout the region.
2. Virtual Partner Collaboration Meetings have been scheduled for the fourth Wednesday of the month, as an opportunity to share programming information with community partners. The intention is to connect the staff of partner organizations to serve mutual partners seamlessly.
3. Full Workforce Center operations will return on May 3. Masks and social distancing will continue. In order to limit numbers in the building, the Center will continue to require appointments for one on one services and self-service computer usage. In person workshops will return for computer skills with limits of 10 per class to allow for comfortable social distancing. Other topics will remain as virtual sessions. Staff will return for Workforce Alliance, Department of Commerce and the American Indian Council. Job Corp staff plan to return soon but no definite date has been identified yet. With the growth in case management staff for both Workforce Alliance and the Department of Commerce, desk space is limited in the Workforce Center. A rotating schedule has been developed to allow for representation in the office of the team while the majority of those case managers continue to work from home. This will allow case managers to schedule appointments with their customers who need in person appointments while also having representatives of the team on site to answer questions of walk-in customers and staff.

**B. Developing and providing staff development opportunities for the one stop partners**

1. Friday Morning Meetings – Presentations this month have included:
  - a. Services provided by the Wichita Women’s Initiative Network (WIN) who has provided a work skills development program for women who have escaped domestic violence. WIN has recently acquired the Dress for Success program. They’ve expanded services to meet the needs of nontraditional female workers and added a licensed social worker to provide counseling and connect participants to services in the community.
  - b. Resiliency: Connecting to Purpose training, provided by the State, that was very personable and helpful to staff after experiencing the trauma of the pandemic.
  - c. Feedback and discussion regarding the presentation by the Spokane Workforce Center during our February In-Service.
  - d. Overall operations and planning to move staff back to the Workforce Center
2. Working with Justice Involved Job Seekers - A staff group has been formed to develop training for all staff, to improve their knowledge and comfort in serving customers who have a criminal background. A pilot training was conducted, with participant evaluation results ready to review and make changes so that it can be offered to a wider audience.
3. Supervisor Training – Initial components of this training have been scheduled. We expect this program to grow and evolve each month as more content is created.

April 28, 2021

Submitted By: Tisha Cannizzo, One Stop Operator, Eckerd Connects

**C. Ensure Workforce Alliance One Stops are certified as required by the US Department of Labor**

1. The taskforce has reviewed the certification proposal and made a recommendation to the Executive Committee to certify the Wichita Workforce Center.

**D. Ensure access to career, training and employment services**

1. The One Stop Operator reviews surveys completed by customers. Below is a chart showing the survey results since its inception in August 2019. Completed surveys grow as customer traffic increases, with nearly double the number of completed surveys since the pandemic began in mid-March of 2020. Prior to that, customers were walked to a kiosk in the Center to complete a survey as they left. With virtual services, customers are sent a follow-up text or email asking them to complete the survey by accessing a link in the message. The completion rate fell drastically as that change had to be made with the inception of virtual services, regardless of the quality of the service.

| Month              | Surveys Completed |      |      | Customers who requested follow-up |      |      | Customer Satisfaction (rating 1-5) |      |      | Likeliness to recommend our services (1-10) |      |      | % who achieved their goals for that visit |       |       |
|--------------------|-------------------|------|------|-----------------------------------|------|------|------------------------------------|------|------|---------------------------------------------|------|------|-------------------------------------------|-------|-------|
|                    | 2019              | 2020 | 2021 | 2019                              | 2020 | 2021 | 2019                               | 2020 | 2021 | 2019                                        | 2020 | 2021 | 2019                                      | 2020  | 2021  |
| <b>Wichita WFC</b> |                   |      |      |                                   |      |      |                                    |      |      |                                             |      |      |                                           |       |       |
| January            |                   | 326  | 37   |                                   | 71   | 27   |                                    | 4.66 | 4.86 |                                             | 9.36 | 9.73 |                                           | 94.77 | 94.59 |
| February           |                   | 349  | 36   |                                   | 147  | 29   |                                    | 4.69 | 4.61 |                                             | 9.51 | 9.11 |                                           | 97.42 | 77.78 |
| March              |                   | 128  | 70   |                                   | 41   | 43   |                                    | 4.75 | 4.63 |                                             | 9.51 | 9.06 |                                           | 100   | 94.29 |
| April              |                   | 0    |      |                                   | n/a  |      |                                    | n/a  |      |                                             | n/a  |      |                                           | n/a   |       |
| May                |                   | 4    |      |                                   | 3    |      |                                    | 4.75 |      |                                             | 10   |      |                                           | 75    |       |
| June               |                   | 31   |      |                                   | 24   |      |                                    | 4.52 |      |                                             | 9.19 |      |                                           | 90.6  |       |
| July               |                   | 37   |      |                                   | 29   |      |                                    | 4.81 |      |                                             | 9.65 |      |                                           | 100   |       |
| August             | 96                | 40   |      |                                   | 71   | 29   |                                    | 4.75 | 4.68 |                                             | 9.35 | 9.37 |                                           | 96.88 | 97.5  |
| September          | 135               | 35   |      |                                   | 97   | 27   |                                    | 4.82 | 4.69 |                                             | 9.63 | 9.2  |                                           | 99.26 | 88.57 |
| October            | 180               | 29   |      |                                   | 128  | 21   |                                    | 4.71 | 4.88 |                                             | 9.35 | 9.72 |                                           | 97.78 | 100   |
| November           | 237               | 31   |      |                                   | 94   | 26   |                                    | 4.68 | 4.47 |                                             | 9.43 | 9.3  |                                           | 97.46 | 93.54 |
| December           | 268               | 21   |      |                                   | 102  | 16   |                                    | 4.75 | 5    |                                             | 9.57 | 9.77 |                                           | 98.51 | 100   |